



**Shire of Derby /
West Kimberley**

AGENDA

Ordinary Council Meeting Thursday 23 April 2026

I hereby give notice that an Ordinary Meeting of Council will be held on:

Date: Thursday 23 April 2026

Time: 5:30 PM

Location: Council Chambers, 31 Clarendon Street, Derby

Tamara Clarkson Chief Executive Officer



Our Guiding Values

We are **PROUD** of who we are and where we live.

We will create a **POSITIVE LEGACY** for our children and children's children.

We will go about our business with **INTEGRITY, TRANSPARENCY and AUTHENTICITY**.

We value and **RESPECT** what our community has to say and will strive to make things happen.

We are **PROUD** of and value the **KNOWLEDGE** of our diverse and strong people and cultures.

We value our **RELATIONSHIPS** and will work with others to achieve common goals and gain maximum impact.

We are **PROUD** of and **COMMITTED** to the responsible preservation of our unique natural environment and making sure our built environment reflects our current and future needs.

We are open for and encourage business, industry and all aspects of **COMMUNITY DEVELOPMENT**, particularly our thriving arts and cultural scene.

Disclaimer

No responsibility whatsoever is implied or accepted by Shire of Derby/West Kimberley (the Shire) for any act, omission or statement or intimation occurring during Council or Committee meetings.

The Shire disclaims any liability for any loss whatsoever and howsoever caused arising out of reliance by any person or legal entity on any such act, omission or statement or intimation occurring during Council or Committee meetings. Any person or legal entity who acts or fails to act in reliance upon any statement, act or omission made in a Council or Committee meeting does so at that person's or legal entity's own risk.

In particular and without derogating in any way from the broad disclaimer above, in any discussion regarding any planning application or application for a licence, any statement or intimation of approval made by any Council Member or officer of the Shire during the course of any meeting is not intended to be and is not taken as notice of approval from the Shire.

The Shire warns that anyone who has any application lodged with the Shire must obtain and should only rely on written confirmation of the outcome of the application and any conditions attaching to the decision made by the Shire in respect of the application.

Notes for Members of the Public

PUBLIC QUESTION TIME

Shire of Derby/West Kimberley extends a warm welcome to you attending a Shire meeting. The Shire is committed to involving the public in its decision-making processes whenever possible. The ability to ask questions during 'Public Question Time' is of critical importance in pursuing this objective. The Shire sets aside a period of 'Public Question Time' to enable a member of the public to put forward questions to Council. Questions should only relate to the business of the Shire and should not be a statement or personal opinion. Upon receipt of a question from a member of the public, the Presiding Member may either answer the question, direct it to an officer to answer or it will be taken on notice.

Any comments made by a member of the public become a matter of public record as they are minuted by Council. Members of the public are advised that they are deemed to be held personally responsible and legally liable for any comments made by them that might be construed as defamatory or otherwise considered offensive by any other party.

MEETING FORMALITIES

Local Government Council meetings are governed by legislation and regulations. During the meeting, no member of the public may interrupt proceedings or enter into conversation. Members of the public shall ensure that any electronic devices or audible pager are switched off and not used during any Shire meeting.

Members of the public are hereby advised that the use of any electronic, visual or audio recording device or instrument to record proceedings of the meeting is not permitted without permission of the Presiding Member.

COPYRIGHT

Any plans or documents contained within this agenda may be subject to copyright law provisions (*Copyright Act 1968*, as amended) and that the express permission of the copyright owner(s) should be sought prior to their reproduction. It should be noted that copyright owners are entitled to take legal action against any persons who infringe their copyright. A reproduction of material that is protected by copyright may represent a copyright infringement.

Notes for Council Members

NATURE OF COUNCIL'S ROLE IN DECISION MAKING

Advocacy:	When Council advocates on its own behalf or on behalf of its community to another level of government/body/agency.
Executive/Strategic:	The substantial direction setting and oversight role of the Council such as adopting plans and reports, accepting tenders, directing operations, grants, and setting and amending budgets.
Legislative:	Includes adopting local laws, town planning schemes and policies.
Administrative:	When Council administers legislation and applies the legislative regime to factual situations and circumstances that affect the rights of people. Examples include town planning applications, building licences and other decisions that may be appealable to the State Administrative Tribunal.
Review:	When Council reviews a decision made by Officers.
Information:	Includes items provided to Council for information purposed only that do not require a decision of Council (that is for 'noting').

ALTERNATIVE MOTIONS

Council Members wishing to make alternative motions to officer recommendations are requested to provide notice of such motions in written form to the Chief Executive Officer prior to the Council meeting.

DECLARATIONS OF INTERESTS

Council Members should fill in Disclosure of Interest forms for items in which they have a financial, proximity or impartiality interest and forward these to the Presiding Member before the meeting commences.

Council Members must disclose the nature of their interest in matters to be discussed at the meeting (Part 5 Division 6 of the *Local Government Act 1995*). Employees must disclose the nature of their interest in reports or advice when giving the report or advice to the meeting (Sections 5.70 and 5.71 of the *Local Government Act 1995*).

APPLICATION FOR LEAVE OF ABSENCE

In accordance with Section 2.25 of the *Local Government Act 1995*, an application for leave requires a Council resolution granting leave requested. Council may grant approval for Leave of Absence for a Council Member for ordinary Council meetings for up to but not more than six consecutive meetings. The approval of the Minister is required for leave of absence greater than six ordinary Council meetings.

This approval must be by Council resolution and differs from the situation where a Council Member records their apologies for the meeting. A failure to observe the requirements of the Act that relates to absence from meetings can lead to a Council Member being disqualified should they be absent without leave for three consecutive meetings.

Order Of Business

1	Declaration of Opening	7
2	Acknowledgment of Country	7
3	Disclaimer	7
4	Announcement of Visitors	7
5	Attendance via Electronic Means	7
6	Applications for Leave of Absence	7
7	Responses to Previous Public Questions taken on Notice	7
8	Public Time	7
	8.1 Public Question Time	7
	8.2 Public Statements	7
9	Disclosure of Interests	7
	9.1 Declaration of Financial Interests	7
	9.2 Declaration of Proximity Interests	7
	9.3 Declaration of Impartiality Interests	7
10	Petitions, Deputations, Presentations and Submissions	8
11	Confirmation of Minutes of Previous Meetings	8
12	Announcements by Presiding Person without Discussion	8
13	Recommendations and Reports of Committees	8
	Nil	
	Reports	9
14	Executive Services	9
	14.1 Award of Tender T5-2526 - Nicholson Oval Replacement Lighting	9
15	Corporate Services	12
	15.1 Council Policy Management - Rescind Employee Housing Policy.....	12
	15.2 Annual Review of Delegations.....	17
	15.3 Statement of Financial Activity March 2026	20
	15.4 Accounts for Payment - March 2026.....	49
16	Community Services	71
	16.1 User Agreement 2026/27 - Central Kimberley Football League Inc	71
17	Development Services	100
	Nil	
18	Infrastructure	101
	18.1 Sealed Roads Management Plan 2026 - 2031.....	101
19	Urgent Business	156

20 Matters for which the Meeting may be Closed 156

 20.1 Rates Exemption - A103204 15 Guildford Street Derby 156

21 Closure 156

 21.1 Date of Next Meeting 156

 21.2 Closure of Meeting 156

1 DECLARATION OF OPENING**2 ACKNOWLEDGMENT OF COUNTRY**

In the spirit of Reconciliation, the Shire of Derby/West Kimberley acknowledges the traditional custodians of country throughout the Shire and the continued connection to the land, waters and community.

The Shire would like to pay our respects to the people, the cultures and the Elders past and present and the continuation of cultural, spiritual and educational practices of Aboriginal people.

3 DISCLAIMER

This meeting will be video recorded and live-streamed on the Shire's Youtube channel, with the exception of confidential items and periods of adjournment as determined by the Presiding Member. By being present at this meeting, members of the public consent to the possibility that their voice and/or image may be live-streamed to the public. Recordings will also be made available on the Shire's Youtube channel and official website following the meeting. The official record of the meeting will be the written minutes kept in accordance with the *Local Government Act 1995* and any relevant regulations.

4 ANNOUNCEMENT OF VISITORS**5 ATTENDANCE VIA ELECTRONIC MEANS****6 APPLICATIONS FOR LEAVE OF ABSENCE****7 RESPONSES TO PREVIOUS PUBLIC QUESTIONS TAKEN ON NOTICE****8 PUBLIC TIME****8.1 Public Question Time****8.2 Public Statements****9 DISCLOSURE OF INTERESTS**

Division 6: Sub-Division 1 of the *Local Government Act 1995*. Care should be taken by Council Members to ensure that a financial/impartiality/proximity interests are declared and that they refrain from voting on any matter, which is considered to come within the ambit of the Act.

9.1 Declaration of Financial Interests**9.2 Declaration of Proximity Interests****9.3 Declaration of Impartiality Interests**

10 PETITIONS, DEPUTATIONS, PRESENTATIONS AND SUBMISSIONS

11 CONFIRMATION OF MINUTES OF PREVIOUS MEETINGS

RECOMMENDATION

That Council CONFIRM the Minutes of the Ordinary Council Meeting held on 26 March 2026 at the Karrayili Adult Education Centre, Fitzroy Crossing.

12 ANNOUNCEMENTS BY PRESIDING PERSON WITHOUT DISCUSSION

13 RECOMMENDATIONS AND REPORTS OF COMMITTEES

NIL

REPORTS

14 EXECUTIVE SERVICES

14.1 AWARD OF TENDER T5-2526 - NICHOLSON OVAL REPLACEMENT LIGHTING

File Number: CP/TEN/1

Author: Steve Ross, Manager Project Delivery

Responsible Officer: Tamara Clarkson, Chief Executive Officer

Authority/Discretion: Executive

SUMMARY

Council to consider the awarding of Tender T5-2025/26 being the contract for design, supply and installation of sports field lighting at Nicholson Oval. It is proposed that the tender be awarded to Kalamunda Electrical.

DISCLOSURE OF ANY INTEREST

Nil by Author and Nil by Responsible Officer.

BACKGROUND

Nicholson Oval is a key community sporting facility used by a range of sporting groups including football, recreation programs, and community events.

The existing lighting system is significantly deteriorated, with only a limited number of the installed lights currently operational. This has resulted in:

- Reduced evening use of the facility
- Safety concerns for users
- Increased maintenance requirements

Previous investigations into the existing infrastructure determined that repair of the existing system is no longer viable, and a full replacement is required.

Funding has been received through an approved variation of the original FAA2 Funding agreement to install replacement sports lighting at Nicholson Oval.

STATUTORY ENVIRONMENT

Local Government Act 1995 – 3.57 Tenders for the providing goods or services and Local Government (Functions and General) Regulations 1996 Part 4 Tenders for providing goods or services.

POLICY IMPLICATIONS

Procurement of Goods and Services Policy

FINANCIAL IMPLICATIONS

Financial agreement signed, variation of FAA2 Replacement lighting at Nicholson Oval to be included in REC- Other Infrastructure 141103900 - Job OC083.

STRATEGIC IMPLICATIONS

GOAL	OUR PRIORITIES	WE WILL
2. Community	2.2 Healthy Communities	2.2.2 Facilitate a range of accessible sporting and recreational activities

RISK MANAGEMENT CONSIDERATIONS

RISK	LIKELIHOOD	CONSEQUENCE	RISK ANALYSIS	MITIGATION
Financial: Complete the project October 2027 to ensure funding is retained.	Possible	Insignificant	Medium	Ensure the works are expediated to allow it to be completed within the funding timeframe to maximise the use of external grant funding

CONSULTATION

Tender T5-2526 Nicholson Oval lighting, was advertised in local and state-wide newspapers, and on the Shire’s website as required by legislation. The tender closed 12.00 pm (WST) on 2 April 2026. The advertised tender allowed for a minimum of twenty days for individuals or companies to submit tenders, which included the opportunity to view and inspect the construction site.

COMMENT

The existing lighting infrastructure has reached the end of its serviceable life and currently provides insufficient illumination for safe community use. The proposed works will deliver compliant lighting that improves safety, increases evening use of the facility, and supports local sporting groups.

Following the tender evaluation process, Kalamunda Electrical has been identified as the preferred contractor as their submission demonstrated the best overall value for money, technical capability, and capacity to deliver the project within the required timeframe

It is recommended that the tender be awarded to the contractor with the highest average score given by three assessors, using the Approved Tender Scoring Criteria that falls within the allocated budget.

The criteria and weighting for this tender were as follows;

Criteria	(%)
Relevant Experience	15%
Capacity to Deliver and Resources	20%
Quality / Suitability	15%
Key Personnel and Skills	10%
Local Content	15%
Service & Maintenance	15%
Risk	10%
	100%

VOTING REQUIREMENT

Simple majority

ATTACHMENTS

1. Scoring Assessment - Confidential

RECOMMENDATION

That Council:

- 1. AWARDS Tender T5-25/26 Nicholson Oval Lights for the design, supply and installation of sports field lighting at Nicholson Oval to Kalamunda Electrical;**
- 2. APPROVES budget amendment to 141103900 REC – Infrastructure Other; and**
- 3. AUTHORISES Chief Executive Officer to executive the contract in accordance with the scope of works within the Tender.**

15 CORPORATE SERVICES

15.1 COUNCIL POLICY MANAGEMENT - RESCIND EMPLOYEE HOUSING POLICY

File Number: 4160

Author: Jill Brazil, Director Corporate Services

Responsible Officer: Tamara Clarkson, Chief Executive Officer

Authority/Discretion: Legislative

SUMMARY

This report seeks Council approval to rescind Council Policy Provision of Employee Housing Policy, which was adopted at the Ordinary Council Meeting held 27 November 2025, (44/25, 45/25 and 26/25).

DISCLOSURE OF ANY INTEREST

Nil by Author and Nil by Responsible Officer.

BACKGROUND

A comprehensive review of all Council policies has been completed (Ordinary Council Meeting held 27 November 2025, Resolution 44/25, 45/25 and 46/25), the Provision of Employee Housing Policy was provided for review and update as part of the overall Council Policy Review. It has since been recognised that this policy is not required as it relates to operational matters under the delegated control of the Chief Executive Officer (CEO). A CEO Directive D-PC21 Provision of Staff Housing and Allowances is established to replace this policy.

STATUTORY ENVIRONMENT

Local Government Act 1995, s.2.7 (2) (b) - Council’s governing role includes the following – (b) determining the local government’s policies.

POLICY IMPLICATIONS

As set out in this report.

FINANCIAL IMPLICATIONS

Nil.

STRATEGIC IMPLICATIONS

GOAL	OUR PRIORITIES	WE WILL
1. Leadership and Governance	1.2 Capable, inclusive and effective organisation	1.2.2 Provide strong governance

RISK MANAGEMENT CONSIDERATIONS

RISK	LIKELIHOOD	CONSEQUENCE	RISK ANALYSIS	MITIGATION
<p>Legal & Compliance:</p> <p>The Council policies are not reviewed to ensure they remain current and compliant with legislation</p>	Unlikely	Moderate	Medium	Ensure Council Members are educated around the local government’s compliance requirements

CONSULTATION

Internal.

COMMENT

To maintain relevance, policies should be reviewed regularly. As a result of regular internal review, it has been recognised that this policy is not required as it relates to operational matters under the delegated control of the Chief Executive Officer (CEO). A CEO Directive D-PC21 Provision of Staff Housing and Allowances is established to replace this policy. The CEO Directive provides a framework to provide adequate housing and housing allowances to assist in the recruitment and retention of staff and aims to foster a conducive work-life balance for the Shire of Derby West/Kimberley (the Shire).

By investing in our employee housing needs, the Shire aims to cultivate a dedicated and motivated workforce that thrives both personally and professionally. This directive serves as a testament to the Shire’s commitment to employee well-being and reinforces the Shire’s belief in supporting their long-term personal and financial aspirations.

VOTING REQUIREMENT


Absolute majority

ATTACHMENTS

- 1. **Provision of Employee Housing Policy**  

RECOMMENDATION

That Council by ABSOLUTE MAJORITY RESCIND Council Policy Provision of Employee Housing Policy attached.



PROVISION OF EMPLOYEE HOUSING POLICY

POLICY OBJECTIVE

To provide adequate housing and housing allowances to assist in the recruitment and retention of employees.

POLICY STATEMENT

1. **Introduction**

It is essential for the Shire of Derby/West Kimberley (the Shire) to have an effective employee housing policy that adequately addresses its accommodation needs and ensures equity across the organisation.

2. **Eligibility and Allowances**

2.1 **General**

Housing Provision: In all instances the level of accommodation provided will be dependent upon the availability of housing at the time of appointment and the needs of the employee. As a general rule, the Chief Executive Officer (CEO) will manage housing allocations to be determined on a hierarchical basis, or positions that have traditionally been difficult to attract applications.

Housing Rental Allowance: Where an employee has alternate rental accommodation arrangements, an annual Housing Rental Allowance may be considered – outlined in CEO Directive Provision of Employee Housing and Housing Allowances.

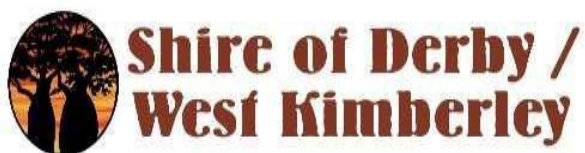
Housing Ownership Allowance: Where an employee has purchased and is living in their own home, the Shire will recognise their commitment to the district by providing the payment of an annual Housing Ownership Allowance - \$18,200 (EBA Employees) \$21,000 (Common Law Contract Employees).

Rental and Housing Allowance Eligibility: Employees are not eligible for a rental or housing allowance if their partner receives housing or a housing and rental payment through their employment, and the employee does not receive housing as part of their role with the Shire.

Property Ownership and Eligibility for Shire Housing or Subsidy

Eligibility for Shire provided housing or housing subsidies is subject to the following conditions:

- Employees or their partners who own or have a financial interest in residential property within Shire boundaries, in which they could reasonably reside, are not eligible for Shire-provided housing.
- Where an employee owns or acquires a property within to access a home ownership subsidy (if applicable), they must reside in that property as their primary residence to maintain eligibility.
- Employees who are in breach of an existing tenancy agreement with another government agency, will not be eligible for Shire housing.



3. Administration

The day-to-day management of employee accommodation, including allocation, tenancy agreements, tenant occupancy issues, occupancy changes, maintenance and tenant liability is the responsibility of the CEO.

4. Residential Tenancy Agreements

All tenancies are be subject to the relevant provisions of the *Residential Tenancies Act 1987*, including bond requirements.

Policy Details			
Original Adoption date:	26 April 2012	Review Frequency:	2 years
		Next Review Due:	November 2027
Policy Implementing Officer or Team:	Manager People and Culture	Policy Reviewer:	Chief Executive Officer
Legislative Head of Power (Act, Regulation, or Local Law):	Residential Tenancy Act 1987		
Related Documents (other Policies, Operational Procedures, Delegations, etc.):	CEO Directive Provision of Staff Housing and Housing Allowances Residential Tenancy Agreement Inspection Report		
Version Control Council Meeting Review Details:			
Review #:	Council Meeting Date:	Item/Resolution#:	
1.	26 April 2012	Item 11.2.1, Res 62/2012	
2.	24 June 2021	Item 11.2, Res. 57/21	
3.	24 February 2022	Item 11.5, Res. 07/22	
4.	29 August 2024	Item 12.1, Res. 100/24	
5.	31 July 2025	Item 3.1, Res. CC072/25	



APPENDIX 1 – SHIRE HOUSE LISTING

SHIRE OWNED HOUSING
2 Holman Street, Derby
13A Holman Street, Derby
13B Holman Street, Derby
14 Bloodwood Crescent, Derby
16 Bloodwood Crescent, Derby
6 Tower Place, Derby
7 Tower Place, Derby
4A Rowell Street, Derby
4B Rowell Street, Derby
4 Woollybutt Corner, Derby
19A Woollybutt Corner, Derby
19B Woollybutt Corner, Derby
11 Hanson Street, Derby
8 Kurrajong Loop, Derby
Units 1-6, 20 Clarendon Street, Derby
74A Fallon Road, Fitzroy Crossing
74B Fallon Road, Fitzroy Crossing
74C Fallon Road, Fitzroy Crossing
175 Emanuel Way, Fitzroy Crossing
GROH LEASED HOUSING
1 Knowlsey Street, Derby
3 Knowlsey Street, Derby
20 Mimosa Street, Derby
U1-5/9 Ashley Street, Derby

15.2 ANNUAL REVIEW OF DELEGATIONS

File Number: CM-6

Author: Aaron Gloor, Acting Manager Corporate Services

Responsible Officer: Jill Brazil, Director Corporate Services

Authority/Discretion: Legislative

SUMMARY

In accordance with section 5.46 of the *Local Government Act 1995* (the Act), Council must review its delegations at least once each financial year. The last significant review was conducted and approved by Council (Commissioner) on 22 May 2025 (Item 12.4, Resolution CCO14/25).

DISCLOSURE OF ANY INTEREST

Nil by Author or Responsible Officer.

BACKGROUND

Delegations provide an appropriate level of authority to the Chief Executive Officer (CEO) and committees to undertake effective and timely day to day statutory functions and to allow Council to focus on strategic planning, decision making and community leadership. Effective delegations promote accountability and facilitate efficient service delivery to the community. The Delegation Register was last reviewed at the Ordinary Meeting of Council (Commissioner) dated 22 May 2025 (Item 12.4, Resolution CCO14/25).

Using the power of delegation appropriately assists local governments with the following:

- To efficiently deal with a wide range of operational matters that are minor, administrative in nature and potentially time consuming
- Certain safeguards are incorporated into delegations such as limiting the use of when a delegation can be exercised as well as granting appeal rights to Council when an impacted individual is aggrieved with an officer's decision, as set out in Part 9 – Division 1 of the Act
- It is important to note that officers are not obliged to use a delegation. Where a matter is determined to be of a contentious nature, the matter can be referred to Council
- The current register of delegations can be found on the Shire's website for public information and noting

This review has been based upon a best practice approach to delegations in local government, based upon the West Australian Local Government Association model delegations.

STATUTORY ENVIRONMENT

Local Government Act 1995 regulates the ability of a local government to delegate the exercise of its powers or discharge its duties under the Act.

Local Government Act 1995 s5.16 Delegation of some powers and duties to certain committees

A local government may delegate to a committee any of its powers and duties. Delegations are to be in writing and may be general or as otherwise provided in the instrument of delegation.

Local Government Act 1995 s5.42. Delegation of some powers and duties to CEO

A local government may delegate to the CEO (absolute majority required) the exercise of any of its powers or the discharge of any of its duties under (subject to limitations). Delegations are to be in writing and may be general or as otherwise provided in the instrument of delegation.

POLICY IMPLICATIONS

A number of delegations are subject to compliance with Council’s policy on the matter. Changes to either can require complementary modifications to occur.

FINANCIAL IMPLICATIONS

Nil.

STRATEGIC IMPLICATIONS

GOAL	OUR PRIORITIES	WE WILL
1. Leadership and Governance	1.2 Capable, inclusive and effective organisation	1.2.2 Provide strong governance

RISK MANAGEMENT CONSIDERATIONS

RISK	LIKELIHOOD	CONSEQUENCE	RISK ANALYSIS	MITIGATION
Organisation's Operations: Not amending the current delegation to provide clarity on functions may impact operations.	Unlikely	Minor	Low	Amendment to the existing delegation will ensure accurate and efficient operational outcomes.

CONSULTATION

Nil.

COMMENT

A register of delegations of authority is essential in order to inform the public of the activities, functions, powers and duties of the local government, as well as meeting the requirements of section 5.46 of the Act.

Proposed changes to delegations have been tracked in the attached document, with additions in green (underlined) and deletions in red (strike-through).

VOTING REQUIREMENT

Absolute majority

ATTACHMENTS

1. Shire of Derby / West Kimberley Delegation Register (under separate cover)  

RECOMMENDATION

That Council by ABSOLUTE MAJORITY

- 1. ADOPTS the attached Shire of Derby/West Kimberley Delegated Authority Register 2026/2027; and**
- 2. DIRECTS the Chief Executive Officer to publish the Delegated Authority Register on the Shire's website.**

15.3 STATEMENT OF FINANCIAL ACTIVITY MARCH 2026**File Number: 5179****Author: Aaron Gloor, Acting Manager Corporate Services****Responsible Officer: Jill Brazil, Director Corporate Services****Authority/Discretion: Legislative****SUMMARY**

This report provides a summary of Council's financial position for the periods ending 31 March 2026.

DISCLOSURE OF ANY INTEREST

Nil by Author and Nil by Responsible Officer.

BACKGROUND

Local governments are required to prepare, on a monthly basis, a statement of financial activity that reports on the Shire's financial performance in relation to its adopted/amended budget.

The Shire's financial reporting framework provides Council, management and employees with a broad overview of the Shire's wide financial position.

STATUTORY ENVIRONMENT

In accordance with the *Local Government Act 1995* and *Local Government (Financial Management) Regulations 1996*, a Statement of Financial Activity is required to be presented to Council as a minimum requirement.

Section 6.4 of the *Local Government Act 1995* provides for the preparation of financial reports.

In accordance with Regulation 34 (5) of the *Local Government (Financial Management) Regulations 1996*, a report must be compiled on variances greater than the materiality threshold adopted by Council of \$30,000 or 10% whichever is the greater. As this report is composed at a program level, variance commentary considers the most significant items that comprise the variance.

POLICY IMPLICATIONS

Significant Accounting Policy

Sundry Debtors Collection Policy

Outstanding Rates Collection Policy

Investments Policy

FINANCIAL IMPLICATIONS

Expenditure for the period ending has been incurred in accordance with the 2025/26 Annual Budget as adopted by Council (Commissioner) at its meeting held 18 June 2025 (COO58/25). The budget is structured on financial viability and sustainability principles.

STRATEGIC IMPLICATIONS

GOAL	OUR PRIORITIES	WE WILL
1. Leadership and Governance	1.2 Capable, inclusive and effective organisation	1.2.2 Provide strong governance

RISK MANAGEMENT CONSIDERATIONS

RISK	LIKELIHOOD	CONSEQUENCE	RISK ANALYSIS	MITIGATION
<p>Financial:</p> <p>The Shire is exposed to a number of financial risks. Most of these risks exist in respect to recurrent revenue streams which are required to meet current service levels. Any reduction in these revenue stream into the future is likely to have an impact on the Shire’s ability to meet service levels or asset renewal funding requirements, unless the Shire can replace this revenue or alternatively reduce costs.</p>	Possible	Moderate	Medium	The completion of the Monthly Financial Activity Statement report is a control that monitors this risk.

CONSULTATION

Moore Australia.

COMMENT

Financial integrity is essential to the operational viability of the Shire but also as the custodian of community assets and service provision. An ability to monitor and report on financial operations, activities and capital projects is imperative to ensure that financial risk is managed at acceptable levels. The ability for the Shire to remain financially sustainable is a significant strategy for a region that is continually under pressure from the pastoral industry, private enterprise and State Government obligations for the ongoing development of infrastructure and services. Any material variances are highlighted in the Operating Statement and included by way of note to the Operating Statement (as attached).

Priorities identified in the monthly reports are addressed in the following table:

Topic - Item	Explanation	Action Required	Shire Comment
Uploaded budget review	The budget uploaded into the ERP system does not include the budget review adopted by Council in February. We have amended this on the face of the statements	We understand action is already being taken by management. We recommend this continue to ensure the correct reporting of budget and other financial information.	Budget review has now been uploaded into the ERP system
Capital expenditure - Allocations	Transactions have been allocated to capital expenditure without budget allocations for 2025/26.	We recommend allocations are reviewed and adjusted (where appropriate) to ensure correct allocations for capital acquisitions. Controls are required to ensure the legislative requirement for unbudgeted expenditure to be authorised in advance by Council are met.	This has been corrected with the completion of the mid-year budget review and is reflected in the ERP upload.
Sundry debtors	Although we acknowledge a provision for impairment of \$220,727, the sundry debtors aged trial balance includes totaling \$302,0005 outstanding for over 90 days with some more than 300 days old.	We recommend reviewing overdue debtors collection procedures to ensure debtors outstanding for over 30 days are subject to regular review and reminder notices are issued to improve the collection rate.	Debtors are regularly reviewed; this balance is largely comprised of two large invoices that are subject to ongoing consultation and collection activity. April balance has reduced significantly to 192K after the resolution of a long-standing debt.

VOTING REQUIREMENT

Simple majority

ATTACHMENTS

1. **Monthly Financial Report - March**  

RECOMMENDATION

That Council RECEIVES the Monthly Financial Management Report incorporating the Statement of Financial Activity for the period ending 31 March 2026.

**Moore Australia**

Level 15, Exchange Tower,
2 The Esplanade, Perth, WA 6000
PO Box 5785, St Georges Terrace, WA
6831

T +61 8 9225 5355
F +61 8 9225 6181

www.moore-australia.com.au

15 April 2026

Ms Tamara Clarkson
Chief Executive Officer
Shire of Derby/West Kimberley
PO Box 94
DERBY WA 6728

Dear Tamara

COMPILATION REPORT TO SHIRE OF DERBY/WEST KIMBERLEY

We have compiled the accompanying special purpose financial report of Shire of Derby/West Kimberley which comprise the statement of financial position as at 31 March 2026, the statement of financial activity, notes providing statement of financial activity supporting information, explanation of material variances for the year then ended and a summary of material accounting policy information. These have been prepared in accordance with *Local Government Act 1995* and associated regulations as described in Note 1 to the financial report. The specific purpose for which the special purpose financial statements have been prepared is also set out in Note 1 of the financial report. We have provided the supplementary information of Shire of Derby/West Kimberley as at 31 March 2026 and for the period then ended based on the records of the Shire of Derby/West Kimberley.

THE RESPONSIBILITY OF SHIRE OF DERBY/WEST KIMBERLEY

The CEO of Shire of Derby/West Kimberley is solely responsible for information contained in the special purpose financial report and supplementary information, the reliability, accuracy and completeness of the information and for the determination that the basis of accounting used is appropriate to meet their needs and for the purpose that the financial report was prepared.

OUR RESPONSIBILITY

On the basis of information provided by Shire of Derby/West Kimberley we have compiled the accompanying special purpose financial report in accordance with the requirements of *APES 315 Compilation of Financial Information* and the *Local Government Act 1995*, associated regulations and to the extent that they are not inconsistent with the *Local Government Act 1995*, the Australian Accounting Standards.

We have applied our expertise in accounting and financial reporting to compile these financial statements in accordance with the basis of accounting described in Note 1 to the financial report except for the matters of non-compliance with the basis of preparation identified with Note 1 of the financial report. We have complied with the relevant ethical requirements of *APES 110 Code of Ethics for Professional Accountants*.

Supplementary information attached to the financial report has been extracted from the records of Shire of Derby/West Kimberley and information presented in the special purpose financial report.

ASSURANCE DISCLAIMER

Since a compilation engagement is not an assurance engagement, we are not required to verify the reliability, accuracy or completeness of the information provided to us by management to compile these financial statements. Accordingly, we do not express an audit opinion or a review conclusion on these financial statements.

The special purpose financial report was compiled exclusively for the benefit of Shire of Derby/West Kimberley who are responsible for the reliability, accuracy and completeness of the information used to compile them. Accordingly, the special purpose financial report may not be suitable for other purposes. We do not accept responsibility for the contents of the special purpose financial report.

A handwritten signature in black ink, appearing to read 'Russell Barnes'.

Russell Barnes
Director
[Moore Australia \(WA\) Pty Ltd](http://www.moore-australia.com.au)

Moore Australia (WA) Pty Ltd trading as agent – ABN 99 433 544 961.
An independent member of Moore Global Network Limited - members in principal cities throughout the world.
Liability limited by a scheme approved under Professional Standards Legislation.

SHIRE OF DERBY WEST/KIMBERLEY**MONTHLY FINANCIAL REPORT****(Containing the required statement of financial activity and statement of financial position)****For the period ended 31 March 2026*****LOCAL GOVERNMENT ACT 1995******LOCAL GOVERNMENT (FINANCIAL MANAGEMENT) REGULATIONS 1996*****TABLE OF CONTENTS**

Statement of financial activity	2
Statement of financial position	3
Note 1 Basis of preparation	4
Note 2 Net current assets information	5
Note 3 Explanation of variances	6

**SHIRE OF DERBY WEST/KIMBERLEY
STATEMENT OF FINANCIAL ACTIVITY
FOR THE PERIOD ENDED 31 MARCH 2026**

Note	Amended	YTD	YTD	Variance*	Variance*	Variance*
	Budget Estimates	Budget Estimates	Actual	\$	%	
	(a)	(b)	(c)	(c) - (b)	((c) - (b))/(b)	
	\$	\$	\$	\$	%	
OPERATING ACTIVITIES						
Revenue from operating activities						
General rates	10,038,564	10,038,564	10,047,812	9,248	0.09%	
Grants, subsidies and contributions	7,234,952	5,168,739	5,067,486	(101,253)	(1.96%)	▼
Fees and charges	5,105,293	4,819,593	4,896,833	77,240	1.60%	▲
Interest revenue	274,015	232,705	321,776	89,071	38.28%	▲
Other revenue	3,238,411	3,114,123	3,375,107	260,984	8.38%	▲
Profit on asset disposals	24,055	24,055	0	(24,055)	(100.00%)	▼
	25,915,290	23,397,779	23,709,014	311,235	1.33%	
Expenditure from operating activities						
Employee costs	(10,106,960)	(7,478,533)	(8,057,318)	(578,785)	(7.74%)	▼
Materials and contracts	(15,198,861)	(11,471,026)	(10,389,832)	1,081,194	9.43%	▲
Utility charges	(883,650)	(663,183)	(656,338)	6,845	1.03%	▲
Depreciation	(8,029,276)	(6,021,705)	(5,434,824)	586,881	9.75%	▲
Finance costs	(331,226)	(248,418)	(141,454)	106,964	43.06%	▲
Insurance	(859,660)	(859,660)	(859,660)	0	0.00%	
Other expenditure	(684,534)	(450,712)	(357,155)	93,557	20.76%	▲
Loss on asset disposals	(950,513)	(950,513)	(950,513)	0	0.00%	
	(37,044,680)	(28,143,750)	(26,847,094)	1,296,656	4.61%	
Non cash amounts excluded from operating activities	2(c) 8,955,734	6,948,163	6,385,337	(562,826)	(8.10%)	▼
Amount attributable to operating activities	(2,173,656)	2,202,192	3,247,257	1,045,065	47.46%	
INVESTING ACTIVITIES						
Inflows from investing activities						
Proceeds from capital grants, subsidies and contributions	16,548,447	9,817,620	5,755,327	(4,062,293)	(41.38%)	▼
Proceeds from disposal of assets	93,000	0	545	545	0.00%	
	16,641,447	9,817,620	5,755,872	(4,061,748)	(41.37%)	
Outflows from investing activities						
Acquisition of property, plant and equipment	(2,264,888)	(1,624,671)	(812,465)	812,206	49.99%	▲
Acquisition of infrastructure	(16,243,820)	(12,243,566)	(5,714,144)	6,529,422	53.33%	▲
	(18,508,708)	(13,868,237)	(6,526,609)	7,341,628	52.94%	
Amount attributable to investing activities	(1,867,261)	(4,050,617)	(770,737)	3,279,880	80.97%	
FINANCING ACTIVITIES						
Inflows from financing activities						
Borrowings redraw	8,000,000	3,000,000	3,000,000	0	0.00%	
Transfer from reserves	1,221,336	0	0	0	0.00%	
	9,221,336	3,000,000	3,000,000	0	0.00%	
Outflows from financing activities						
Repayment of borrowings	(8,394,025)	(3,226,813)	(3,226,813)	0	0.00%	
Transfer to reserves	(1,150,707)	0	0	0	0.00%	
	(9,544,732)	(3,226,813)	(3,226,813)	0	0.00%	
Amount attributable to financing activities	(323,396)	(226,813)	(226,813)	0	0.00%	
MOVEMENT IN SURPLUS OR DEFICIT						
Surplus or deficit at the start of the financial year	2(a) 4,364,313	4,364,313	4,364,313	0	0.00%	
Amount attributable to operating activities	(2,173,656)	2,202,192	3,247,257	1,045,065	47.46%	▲
Amount attributable to investing activities	(1,867,261)	(4,050,617)	(770,737)	3,279,880	80.97%	▲
Amount attributable to financing activities	(323,396)	(226,813)	(226,813)	0	0.00%	
Surplus or deficit after imposition of general rates	0	2,289,075	6,614,020	4,324,945	188.94%	▲

KEY INFORMATION

▲ ▼ Indicates a variance between Year to Date (YTD) Budget and YTD Actual data outside the adopted materiality threshold.

▲ Indicates a variance with a positive impact on the financial position.

▼ Indicates a variance with a negative impact on the financial position.

Refer to Note 3 for an explanation of the reasons for the variance.

This statement is to be read in conjunction with the accompanying notes.

**SHIRE OF DERBY WEST/KIMBERLEY
STATEMENT OF FINANCIAL POSITION
FOR THE PERIOD ENDED 31 MARCH 2026**

	Actual 30 June 2025	Actual as at 31 March 2026
	\$	\$
CURRENT ASSETS		
Cash and cash equivalents	8,449,148	8,385,272
Trade and other receivables	2,424,836	2,268,042
Other financial assets	975,801	1,229,017
Inventories	24,789	58,894
Other assets	135,982	0
TOTAL CURRENT ASSETS	12,010,556	11,941,225
NON-CURRENT ASSETS		
Trade and other receivables	130,611	130,611
Property, plant and equipment	48,578,807	48,474,826
Infrastructure	308,300,393	308,545,101
TOTAL NON-CURRENT ASSETS	357,009,811	357,150,538
TOTAL ASSETS	369,020,367	369,091,763
CURRENT LIABILITIES		
Trade and other payables	4,563,106	1,285,413
Contract liabilities	106,218	302,382
Capital grant/contributions liabilities	1,187,743	1,950,234
Borrowings	5,394,024	5,167,211
Employee related provisions	1,215,816	1,215,816
TOTAL CURRENT LIABILITIES	12,466,907	9,921,056
NON-CURRENT LIABILITIES		
Borrowings	1,514,354	1,514,354
Employee related provisions	214,776	214,776
Other provisions	14,154,261	14,154,261
TOTAL NON-CURRENT LIABILITIES	15,883,391	15,883,391
TOTAL LIABILITIES	28,350,298	25,804,447
NET ASSETS	340,670,069	343,287,316
EQUITY		
Retained surplus	60,425,322	63,042,569
Reserve accounts	975,801	975,801
Revaluation surplus	279,268,946	279,268,946
TOTAL EQUITY	340,670,069	343,287,316

This statement is to be read in conjunction with the accompanying notes.

**SHIRE OF DERBY WEST/KIMBERLEY
NOTES TO THE STATEMENT OF FINANCIAL ACTIVITY
FOR THE PERIOD ENDED 31 MARCH 2026**

1 BASIS OF PREPARATION AND MATERIAL ACCOUNTING POLICIES

BASIS OF PREPARATION

This prescribed financial report has been prepared in accordance with the *Local Government Act 1995* and accompanying regulations.

Local Government Act 1995 requirements

Section 6.4(2) of the *Local Government Act 1995* read with the *Local Government (Financial Management) Regulations 1996*, prescribe that the financial report be prepared in accordance with the *Local Government Act 1995* and, to the extent that they are not inconsistent with the Act, the Australian Accounting Standards. The Australian Accounting Standards (as they apply to local governments and not-for-profit entities) and Interpretations of the Australian Accounting Standards Board were applied where no inconsistencies exist.

The *Local Government (Financial Management) Regulations 1996* specify that vested land is a right-of-use asset to be measured at cost, and is considered a zero cost concessionary lease. All right-of-use assets under zero cost concessionary leases are measured at zero cost rather than at fair value, except for vested improvements on concessionary land leases such as roads, buildings or other infrastructure which continue to be reported at fair value, as opposed to the vested land which is measured at zero cost. The measurement of vested improvements at fair value is a departure from AASB 16 which would have required the Shire to measure any vested improvements at zero cost.

Local Government (Financial Management) Regulations 1996, regulation 34 prescribes contents of the financial report. Supplementary information does not form part of the financial report.

Accounting policies which have been adopted in the preparation of this financial report have been consistently applied unless stated otherwise. Except for cash flow and rate setting information, the financial report has been prepared on the accrual basis and is based on historical costs, modified, where applicable, by the measurement at fair value of selected non-current assets, financial assets and liabilities.

PREPARATION TIMING AND REVIEW

Date prepared: All known transactions up to 10 April 2026

THE LOCAL GOVERNMENT REPORTING ENTITY

All funds through which the Shire controls resources to carry on its functions have been included in the financial statements forming part of this financial report.

All monies held in the Trust Fund are excluded from the financial statements.

MATERIAL ACCOUNTING POLICES

Material accounting policies utilised in the preparation of these statements are as described within the 2025-26 Annual Budget. Please refer to the adopted budget document for details of these policies.

Critical accounting estimates and judgements

The preparation of a financial report in conformity with Australian Accounting Standards requires management to make judgements, estimates and assumptions that effect the application of policies and reported amounts of assets and liabilities, income and expenses.

The estimates and associated assumptions are based on historical experience and various other factors believed to be reasonable under the circumstances; the results of which form the basis of making the judgements about carrying values of assets and liabilities that are not readily apparent from other sources. Actual results may differ from these estimates.

As with all estimates, the use of different assumptions could lead to material changes in the amounts reported in the financial report.

The following are estimates and assumptions that have a significant risk of causing a material adjustment to the carrying amounts of assets and liabilities within the next financial year and further information on their nature and impact can be found in the relevant note:

- Fair value measurement of assets carried at reportable value including:
 - Property, plant and equipment
 - Infrastructure
- Impairment losses of non-financial assets
- Measurement of employee benefits
- Measurement of provisions

**SHIRE OF DERBY WEST/KIMBERLEY
NOTES TO THE STATEMENT OF FINANCIAL ACTIVITY
FOR THE PERIOD ENDED 31 MARCH 2026**

2 NET CURRENT ASSETS INFORMATION

	Amended Budget Opening	Actual as at 30 June 2025	Actual as at 31 March 2026
Note	1 July 2025	30 June 2025	31 March 2026
	\$	\$	\$
(a) Net current assets used in the Statement of Financial Activity			
Current assets			
Cash and cash equivalents	8,449,148	8,449,148	8,385,272
Trade and other receivables	2,424,836	2,424,836	2,268,042
Other financial assets	975,801	975,801	1,229,017
Inventories	24,789	24,789	58,894
Other assets	135,982	135,982	0
	12,010,556	12,010,556	11,941,225
Less: current liabilities			
Trade and other payables	(4,563,106)	(4,563,106)	(1,285,413)
Other liabilities	(1,293,961)	(1,293,961)	(2,252,616)
Borrowings	(5,394,024)	(5,394,024)	(5,167,211)
Employee related provisions	(1,215,816)	(1,215,816)	(1,215,816)
	(12,466,907)	(12,466,907)	(9,921,056)
Net current assets	(456,351)	(456,351)	2,020,169
Less: Total adjustments to net current assets	2(b) 4,820,664	4,820,664	4,593,851
Closing funding surplus / (deficit)	4,364,313	4,364,313	6,614,020
(b) Current assets and liabilities excluded from budgeted deficiency			
Adjustments to net current assets			
Less: Reserve accounts	(975,801)	(975,801)	(975,801)
Add: Current liabilities not expected to be cleared at the end of the year			
- Current portion of borrowings	5,394,024	5,394,024	5,167,211
- Current portion of employee benefit provisions held in reserve	402,441	402,441	402,441
Total adjustments to net current assets	2(a) 4,820,664	4,820,664	4,593,851
(c) Non-cash amounts excluded from operating activities			
Adjustments to operating activities			
Less: Profit on asset disposals	(24,055)	(24,055)	0
Add: Loss on asset disposals	950,513	950,513	950,513
Add: Depreciation	8,029,276	6,021,705	5,434,824
Total non-cash amounts excluded from operating activities	8,955,734	6,948,163	6,385,337

CURRENT AND NON-CURRENT CLASSIFICATION

In the determination of whether an asset or liability is current or non-current, consideration is given to the time when each asset or liability is expected to be settled. Unless otherwise stated assets or liabilities are classified as current if expected to be settled within the next 12 months, being the local governments' operational cycle.

**SHIRE OF DERBY WEST/KIMBERLEY
NOTES TO THE STATEMENT OF FINANCIAL ACTIVITY
FOR THE PERIOD ENDED 31 MARCH 2026**

3 EXPLANATION OF MATERIAL VARIANCES

The material variance thresholds are adopted annually by Council as an indicator of whether the actual expenditure or revenue varies from the year to date actual materially.
The material variance adopted by Council for the 2025-26 year is \$30,000 or 10.00% whichever is the greater.

Description	Var. \$	Var. %	
	\$	%	
Revenue from operating activities			
Grants, subsidies and contributions	(101,253)	(1.96%)	▼
Royalties for Regions grant funding received. Youth at Risk funding received higher than budgeted.		Permanent	
OTH HEALTH - Grants received YTD actual lower than YTD budget.		Timing	
Fees and charges	77,240	1.60%	▲
Fees and charges on Oval hire, other income relating to aerodrome, and fees and charges on water higher than budget		Permanent	
Interest revenue	89,071	38.28%	▲
Interest earnings on investments accounts and penalty late payments higher than budget.		Permanent	
Other revenue	260,984	8.38%	▲
Higher than budget income received from insurance reimbursements, private works income, health reimbursements and licensing commissions.		Permanent	
Profit on asset disposals	(24,055)	(100.00%)	▼
Vehicle yet to be disposed of.		Timing	
Expenditure from operating activities			
Employee costs	(578,785)	(7.74%)	▼
Cost reallocation to be revised and updated in line with budget.		Timing	
Materials and contracts	1,081,194	9.43%	▲
Expenditure on projects and public works lower than budget.		Timing	
Depreciation	586,881	9.75%	▲
Depreciation for roads and buildings is higher than YTD budget		Timing	
Finance costs	106,964	43.06%	▲
Interest payment higher than budgeted.		Timing	
Other expenditure	93,557	20.76%	▲
Rates have been written off and no associated budget for this.		Permanent	
Payment to the Commission reflected as members sitting fees is higher than overall budget		Permanent	
Non cash amounts excluded from operating activities	(562,826)	(8.10%)	▼
Depreciation and loss on disposal of asset higher than YTD budget.		Timing	
Inflows from investing activities			
Proceeds from capital grants, subsidies and contributions	(4,062,293)	(41.38%)	▼
Infrastructure works to be undertaken before grants are recognised. RRG and RTR grants still to be received. Recreation capital grants is below YTD budget. Increase in grants arising from Budget review have not been received to date		Timing	
Outflows from investing activities			
Acquisition of property, plant and equipment	812,206	49.99%	▲
Acquisition of property, plant and equipment not made yet.		Timing	
Acquisition of infrastructure	6,529,422	53.33%	▲
Infrastructure works on drainage and airports yet to be undertaken. Some roadworks jobs not yet started.		Timing	
Surplus or deficit after imposition of general rates	4,324,945	188.94%	▲
Net adjustments described above.			

SHIRE OF DERBY WEST/KIMBERLEY**SUPPLEMENTARY INFORMATION****TABLE OF CONTENTS**

1	Key information	2
2	Key information - graphical	3
3	Cash and financial assets	4
4	Reserve accounts	5
5	Capital acquisitions	6
6	Disposal of assets	8
7	Receivables	9
8	Other current assets	10
9	Payables	11
10	Borrowings	12
11	Other current liabilities	13
12	Grants and contributions	14
13	Capital grants and contributions	15
14	Trust fund	16
15	Budget amendments	17

BASIS OF PREPARATION - SUPPLEMENTARY INFORMATION

Supplementary information is presented for information purposes. The information does not comply with the disclosure requirements of the Australian Accounting Standards.

**SHIRE OF DERBY WEST/KIMBERLEY
SUPPLEMENTARY INFORMATION
FOR THE PERIOD ENDED 31 MARCH 2026**

1 KEY INFORMATION

Funding Surplus or Deficit Components

Funding surplus / (deficit)				
	Amended Budget	YTD Budget (a)	YTD Actual (b)	Var. \$ (b)-(a)
Opening	\$4.36 M	\$4.36 M	\$4.36 M	\$0.00 M
Closing	\$0.00 M	\$2.29 M	\$6.61 M	\$4.32 M

Refer to Statement of Financial Activity

Cash and cash equivalents		
	\$9.61 M	% of total
Unrestricted Cash	\$8.64 M	89.9%
Restricted Cash	\$0.98 M	10.1%

Refer to 3 - Cash and Financial Assets

Payables	
	\$1.29 M
	% Outstanding
Trade Payables	\$0.39 M
0 to 30 Days	47.0%
Over 30 Days	53.0%
Over 90 Days	2.6%

Refer to 9 - Payables

Receivables		
	\$0.58 M	% Collected
Rates Receivable	\$1.68 M	82.7%
Trade Receivable	\$0.58 M	% Outstanding
Over 30 Days		86.1%
Over 90 Days		44.2%

Refer to 7 - Receivables

Key Operating Activities

Amount attributable to operating activities			
Amended Budget	YTD Budget (a)	YTD Actual (b)	Var. \$ (b)-(a)
(\$2.17 M)	\$2.20 M	\$3.25 M	\$1.05 M

Refer to Statement of Financial Activity

Rates Revenue		
	\$10.05 M	% Variance
YTD Actual	\$10.05 M	
YTD Budget	\$10.04 M	0.1%

Grants and Contributions		
	\$5.07 M	% Variance
YTD Actual	\$5.07 M	
YTD Budget	\$5.17 M	(2.0%)

Refer to 12 - Grants and Contributions

Fees and Charges		
	\$4.90 M	% Variance
YTD Actual	\$4.90 M	
YTD Budget	\$4.82 M	1.6%

Refer to Statement of Financial Activity

Key Investing Activities

Amount attributable to investing activities			
Amended Budget	YTD Budget (a)	YTD Actual (b)	Var. \$ (b)-(a)
(\$1.87 M)	(\$4.05 M)	(\$0.77 M)	\$3.28 M

Refer to Statement of Financial Activity

Proceeds on sale		
	\$0.00 M	%
YTD Actual	\$0.00 M	
Amended Budget	\$0.09 M	(99.4%)

Refer to 6 - Disposal of Assets

Asset Acquisition		
	\$5.71 M	% Spent
YTD Actual	\$5.71 M	
Amended Budget	\$16.24 M	(64.8%)

Refer to 5 - Capital Acquisitions

Capital Grants		
	\$5.76 M	% Received
YTD Actual	\$5.76 M	
Amended Budget	\$16.55 M	(65.2%)

Refer to 5 - Capital Acquisitions

Key Financing Activities

Amount attributable to financing activities			
Amended Budget	YTD Budget (a)	YTD Actual (b)	Var. \$ (b)-(a)
(\$0.32 M)	(\$0.23 M)	(\$0.23 M)	\$0.00 M

Refer to Statement of Financial Activity

Borrowings	
Principal repayments	(\$3.23 M)
Interest expense	(\$0.14 M)
Principal due	\$6.68 M

Refer to 10 - Borrowings

Reserves	
Reserves balance	\$0.98 M
Net Movement	\$0.00 M

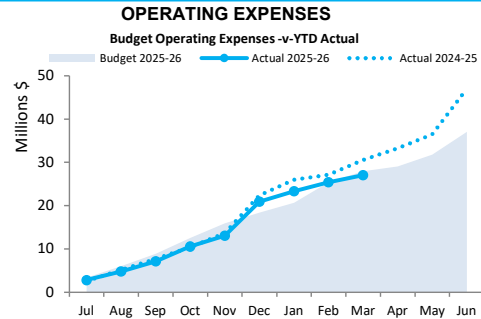
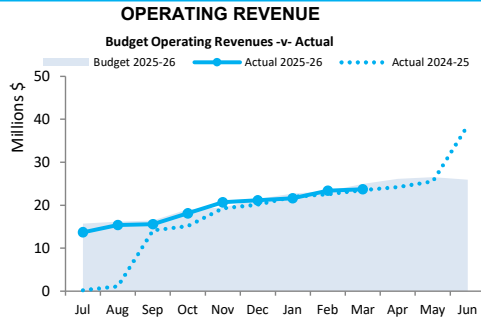
Refer to 4 - Cash Reserves

This information is to be read in conjunction with the accompanying Financial Statements and notes.

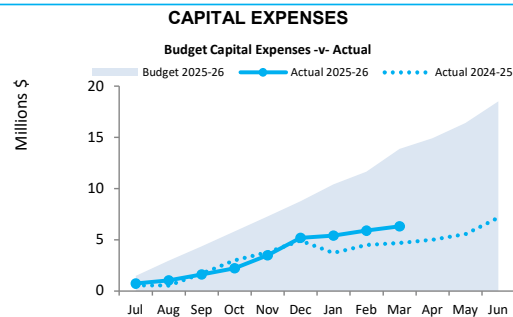
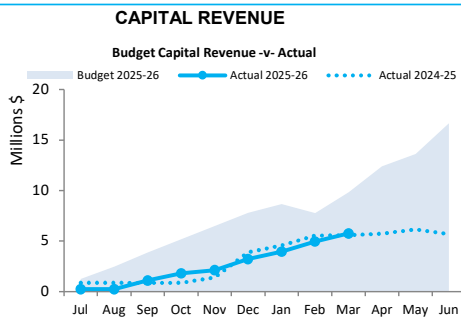
**SHIRE OF DERBY WEST/KIMBERLEY
SUPPLEMENTARY INFORMATION
FOR THE PERIOD ENDED 31 MARCH 2026**

2 KEY INFORMATION - GRAPHICAL


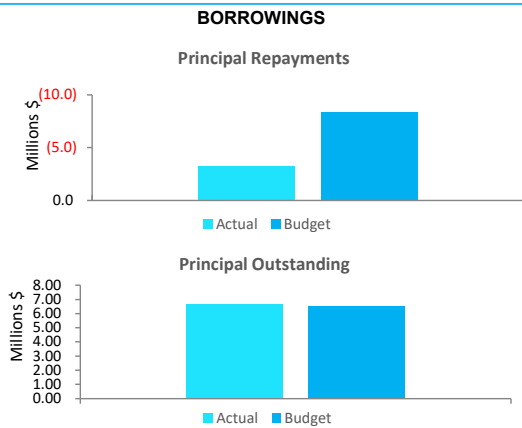
OPERATING ACTIVITIES



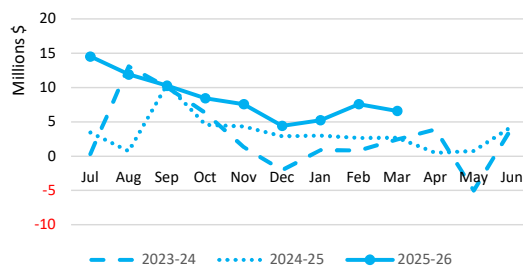
INVESTING ACTIVITIES



FINANCING ACTIVITIES



Closing funding surplus / (deficit)



This information is to be read in conjunction with the accompanying Financial Statements and Notes.

**SHIRE OF DERBY WEST/KIMBERLEY
SUPPLEMENTARY INFORMATION
FOR THE PERIOD ENDED 31 MARCH 2026**

3 CASH AND FINANCIAL ASSETS AT AMORTISED COST

Description	Classification	Unrestricted \$	Reserve Accounts \$	Total \$	Trust \$	Institution	Interest Rate	Maturity Date
Cash On Hand	Cash and cash equivalents	700	0	700	0	Cash on Hand	Nil	Nil
Municipal Bank Account	Cash and cash equivalents	3,308,040	0	3,308,040	0	ANZ	Variable	Nil
CBA Bank Acc - Fitzroy Deposits	Cash and cash equivalents	174,187	0	174,187	0	CBA	Nil	Nil
Municipal Investment Account	Cash and cash equivalents	3,402,345	0	3,402,345	0	ANZ	Variable	Nil
Reserve Bank Account	Financial assets at amortised cost	0	975,801	975,801	0	ANZ	3.80%	Jul-26
Trust Cash at Bank	Cash and cash equivalents	0	0	0	295,981	ANZ	Nil	Nil
Reserve Bank Account	Financial assets at amortised cost	253,215	0	253,215	0	ANZ	4.20%	Jul-26
Term Deposit Investments	Cash and cash equivalents	1,500,000	0	1,500,000	0	ANZ	4.50%	Jun-26
Total		8,638,487	975,801	9,614,288	295,981			
Comprising								
Cash and cash equivalents		8,385,272	0	8,385,272	295,981			
Financial assets at amortised cost - Term Deposits		253,215	975,801	1,229,016	0			
		8,638,487	975,801	9,614,288	295,981			

KEY INFORMATION

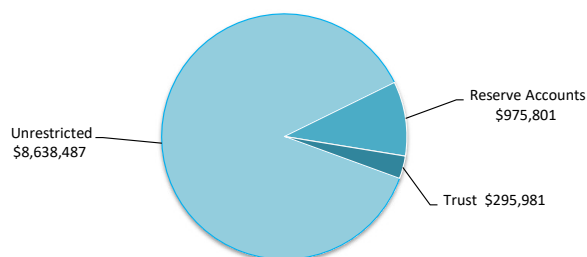
Cash and cash equivalents include cash on hand, cash at bank, deposits available on demand with banks and other short term highly liquid investments with original maturities of three months or less that are readily convertible to known amounts of cash and which are subject to an insignificant risk of changes in value.

Bank overdrafts are reported as short term borrowings in current liabilities in the statement of net current assets.

The local government classifies financial assets at amortised cost if both of the following criteria are met:

- the asset is held within a business model whose objective is to collect the contractual cashflows, and
- the contractual terms give rise to cash flows that are solely payments of principal and interest.

Financial assets at amortised cost held with registered financial institutions are listed in this note other financial assets at amortised cost are provided in Note 8 - Other assets.



**SHIRE OF DERBY WEST/KIMBERLEY
SUPPLEMENTARY INFORMATION
FOR THE PERIOD ENDED 31 MARCH 2026**

4 RESERVE ACCOUNTS

Reserve account name	Budget				Actual			
	Opening Balance	Transfers In (+)	Transfers Out (-)	Closing Balance	Opening Balance	Transfers In (+)	Transfers Out (-)	Closing Balance
	\$	\$	\$	\$	\$	\$	\$	\$
Reserve accounts restricted by Council								
Leave reserve	402,441	0	(402,441)	0	402,441	0	0	402,44
Office building reserve	314,511	0	(314,511)	0	314,511	0	0	314,51
Airport reserve	28,456	0	(28,456)	0	28,456	0	0	28,45
Derby wharf maintenance reserve	3,721	0	(3,721)	0	3,721	0	0	3,72
Economic development reserve	19,935	0	(19,935)	0	19,935	0	0	19,93
Fitzroy Crossing recreation hall reserve	46,772	0	(46,772)	0	46,772	0	0	46,77
Staff housing Reserve	159,965	0	(75,500)	84,465	159,965	0	0	159,96
Employee entitlement Reserve	0	402,441	0	402,441	0	0	0	
Shire building reserve	0	314,511	(220,000)	94,511	0	0	0	
Derby Wharf surrounds reserve	0	3,721	0	3,721	0	0	0	
Strategic planning reserve	0	383,262	(90,000)	293,262	0	0	0	
Fitzroy Crossing building reserve	0	46,772	(20,000)	26,772	0	0	0	
	975,801	1,150,707	(1,221,336)	905,172	975,801	0	0	975,80

**SHIRE OF DERBY WEST/KIMBERLEY
SUPPLEMENTARY INFORMATION
FOR THE PERIOD ENDED 31 MARCH 2026**

INVESTING ACTIVITIES

5 CAPITAL ACQUISITIONS

Capital acquisitions	Amended		YTD Actual	YTD Variance
	Budget	YTD Budget		
	\$	\$	\$	\$
Buildings	1,985,256	1,414,947	811,815	(603,132)
Plant & Equipment	279,632	209,724	650	(209,074)
Acquisition of property, plant and equipment	2,264,888	1,624,671	812,465	(812,206)
Infrastructure Roads	9,707,159	7,260,370	2,214,044	(5,046,326)
Infrastructure Drainage	459,676	327,284	612,766	285,482
Infrastructure Airports	200,000	150,000	0	(150,000)
Infrastructure Other	5,876,985	4,505,912	2,887,334	(1,618,578)
Acquisition of infrastructure	16,243,820	12,243,566	5,714,144	(6,529,422)
Total capital acquisitions	18,508,708	13,868,237	6,526,609	(7,341,628)
Capital Acquisitions Funded By:				
Capital grants and contributions	16,548,447	9,817,620	5,755,327	(4,062,293)
Other (disposals & C/Fwd)	93,000	0	545	545
Reserve accounts				
Staff housing Reserve	75,500	0	0	0
Shire building reserve	220,000	0	0	0
Strategic planning reserve	90,000	0	0	0
Fitzroy Crossing building reserve	20,000	0	0	0
Contribution - operations	1,461,761	4,050,617	770,737	(3,279,880)
Capital funding total	18,508,708	13,868,237	6,526,609	(7,341,628)

KEY INFORMATION

Initial recognition

An item of property, plant and equipment or infrastructure that qualifies for recognition as an asset is measured at its cost.

Upon initial recognition, cost is determined as the amount paid (or other consideration given) to acquire the assets, plus costs incidental to the acquisition. The cost of non-current assets constructed by the Shire includes the cost of all materials used in construction, direct labour on the project and an appropriate proportion of variable and fixed overheads. For assets acquired at zero cost or otherwise significantly less than fair value, cost is determined as fair value at the date of acquisition.

Assets for which the fair value as at the date of acquisition is under \$5,000 are not recognised as an asset in accordance with *Local Government (Financial Management) Regulation 17A(5)*. These assets are expensed immediately.

Where multiple individual low value assets are purchased together as part of a larger asset or collectively forming a larger asset exceeding the threshold, the individual assets are recognised as one asset and capitalised.

Individual assets that are land, buildings and infrastructure acquired between scheduled revaluation dates of the asset class in accordance with the Shire's revaluation policy, are recognised at cost and disclosed as being at reportable value.

Measurement after recognition

Plant and equipment including furniture and equipment and right-of-use assets (other than vested improvements) are measured using the cost model as required under *Local Government (Financial Management) Regulation 17A(2)*. Assets held under the cost model are carried at cost less accumulated depreciation and any impairment losses being their reportable value.

Reportable Value

In accordance with *Local Government (Financial Management) Regulation 17A(2)*, the carrying amount of non-financial assets that are land and buildings classified as property, plant and equipment, investment properties, infrastructure or vested improvements that the local government controls.

Reportable value is for the purpose of *Local Government (Financial Management) Regulation 17A(4)* is the fair value of the asset at its last valuation date minus (to the extent applicable) the accumulated depreciation and any accumulated impairment losses in respect of the non-financial asset subsequent to its last valuation date.

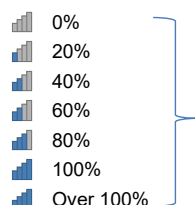
**SHIRE OF DERBY WEST/KIMBERLEY
SUPPLEMENTARY INFORMATION
FOR THE PERIOD ENDED 31 MARCH 2026**

INVESTING ACTIVITIES

5 CAPITAL ACQUISITIONS (CONTINUED) - DETAILED

Capital expenditure total

Level of completion indicators



Percentage Year to Date Actual to Annual Budget expenditure where the expenditure over budget highlighted in red.

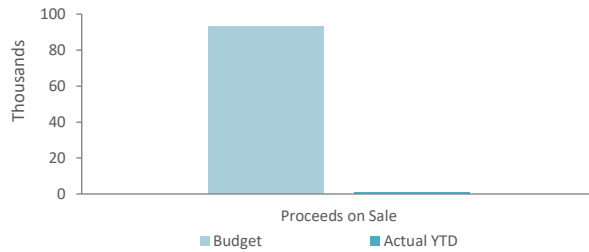
		Amended			
Account Description		Current Budget	Year to Date Budget	Year to Date Actual	Variance (Under)/Over
Capital Expenditure					
Buildings					
	4040110 MEMBERS - Building (Capital)	40,514	30,385	27,723	(2,66)
	4090110 STF HOUSE - Building (Capital)	71,196	46,166	23,510	(22,65)
	4110310 REC - Other Rec Facilities Building (Capital)	1,690,382	1,267,787	743,647	(524,13)
	4140210 ADMIN - Building (Capital)	116,761	20,803	16,569	(4,23)
	4120110 ROADC - Building (Capital)	0	0	366	31
	4110610 HERITAGE - Building (Capital)	66,403	49,806	0	(49,80)
	Buildings Total	1,985,256	1,414,947	811,815	(603,13)
Plant & Equipment					
	4140330 PWO - Plant and Equipment (Capital)	279,632	209,724	650	(209,07)
	Plant & Equipment Total	279,632	209,724	650	(209,07)
Infrastructure Roads					
	4120140 ROADC - Roads Built Up Area	1,191,221	1,187,981	14,023	(1,173,95)
	4120142 ROADC - Roads Outside BUA - Gravel	3,009,784	2,237,336	669,651	(1,567,68)
	4120168 ROADC - Infrastructure Roads Other	0	0	78,262	78,21
	4120172 ROADC - Road Project Grant (RPG)	1,307,751	686,250	84,970	(601,28)
	4120176 ROADC - EPAR Works AGRN 951 (Capital)	4,000,000	3,000,000	768,398	(2,231,60)
	4120179 ROADC - DBCA Funds Works (Capital)	198,403	148,803	102,506	(46,29)
	4120146 ROADC - Roads Outside BUA - Gravel - Roads to I	0	0	143,207	143,21
	4120150 ROADC - Roads Outside BUA - Gravel - Regional f	0	0	221,493	221,41
	4120162 ROADC - Roads Outside BUA - Gravel - Royalties	0	0	131,534	131,51
	Infrastructure Roads Total	9,707,159	7,260,370	2,214,044	(5,046,32)
Infrastructure Drainage					
	4120165 ROADC - Drainage Built Up Area (Capital)	459,676	327,284	152,876	(174,40)
	4120166 ROADC - Drainage Outside BUA	0	0	459,890	459,81
	Infrastructure Drainage Total	459,676	327,284	612,766	285,41
Infrastructure Airports					
	4120690 AERO - Infrastructure Other (Capital)	200,000	150,000	0	(150,00)
	Infrastructure Airports Total	200,000	150,000	0	(150,00)
Infrastructure Other					
	4110190 HALLS - Infrastructure Other (Capital)	138,525	178,863	132,502	(46,36)
	4110390 REC - Infrastructure Other (Capital)	5,099,126	3,824,341	2,496,242	(1,328,10)
	4110790 OTH CUL - Infrastructure Other (Capital)	160,378	120,283	37,650	(82,63)
	4120190 ROADC - Infrastructure Other (Capital)	229,557	172,168	10,060	(162,10)
	4120790 WATER - Infrastructure Other (Capital)	30,000	22,500	22,160	(33)
	4140390 PWO - Infrastructure Other (Capital)	29,850	22,388	0	(22,38)
	4040290 OTH GOV - Infrastructure Other (Capital)	96,738	72,558	95,908	23,31
	4110290 SWIM AREAS - Infrastructure Other (Capital)	92,811	92,811	92,812	
	Infrastructure Other Total	5,876,985	4,505,912	2,887,334	(1,618,57)
	Grand Total	18,508,708	13,868,237	6,526,609	(7,341,62)

**SHIRE OF DERBY WEST/KIMBERLEY
SUPPLEMENTARY INFORMATION
FOR THE PERIOD ENDED 31 MARCH 2026**

OPERATING ACTIVITIES

6 DISPOSAL OF ASSETS

Asset Ref.	Asset description	Budget				YTD Actual			
		Net Book Value	Proceeds	Profit	(Loss)	Net Book Value	Proceeds	Profit	(Loss)
		\$	\$	\$	\$	\$	\$	\$	\$
Plant and equipment									
5111	Kubota ZD1221L	0	0	0	0	0	0	0	0
5090	Toyota Hilux	16,620	25,000	8,380	0	0	0	0	0
5043	Massey Ferguson 79HP	12,325	26,000	13,675	0	0	0	0	0
4868	Howard Slasher - Derby	0	2,000	2,000	0	0	0	0	0
108	Laptop (1 of 4)	720	0	0	(720)	1,265	545	0	(720)
	Prado	0	40,000	40,000	0	0	0	0	0
Infrastructure Roads									
3205	Road signs - Jetty Road	3,051	0	0	(3,051)	3,051	0	0	(3,051)
3207	Pavement - Jetty Road	706,023	0	0	(706,023)	706,023	0	0	(706,023)
3209	Road subgrade - Jetty Road	191,761	0	0	(191,761)	191,761	0	0	(191,761)
3210	Road surface - Jetty Road	48,958	0	0	(48,958)	48,958	0	0	(48,958)
		979,458	93,000	64,055	(950,513)	951,058	545	0	(950,513)

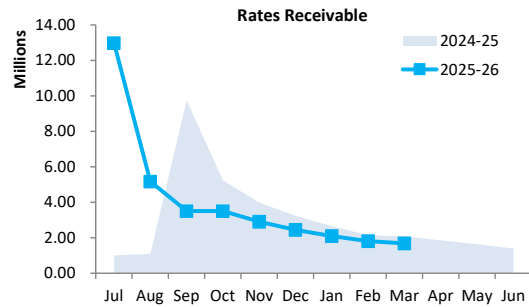


**SHIRE OF DERBY WEST/KIMBERLEY
SUPPLEMENTARY INFORMATION
FOR THE PERIOD ENDED 31 MARCH 2026**

OPERATING ACTIVITIES

7 RECEIVABLES

Rates receivable	30 June 2025	31 Mar 2026
	\$	\$
Opening arrears previous year	1,309,642	1,140,101
Levied this year	9,516,217	10,047,812
Less - collections to date	(9,429,144)	(9,246,975)
Gross rates collectable	1,396,715	1,940,938
Allowance for impairment of rates receivable	(256,614)	(256,614)
Net rates collectable	1,140,101	1,684,324
% Collected	87.1%	82.7%



Receivables - general	Credit	Current	30 Days	60 Days	90+ Days	Total
	\$	\$	\$	\$	\$	\$
Receivables - general	(2,585)	97,856	241,871	44,733	302,000	683,87
Percentage	(0.4%)	14.3%	35.4%	6.5%	44.2%	
Balance per trial balance						
Trade receivables						683,87
GST receivable						120,57
Allowance for impairment of receivables from contracts with customers						(220,72)
Total receivables general outstanding						583,71

Amounts shown above include GST (where applicable)

KEY INFORMATION

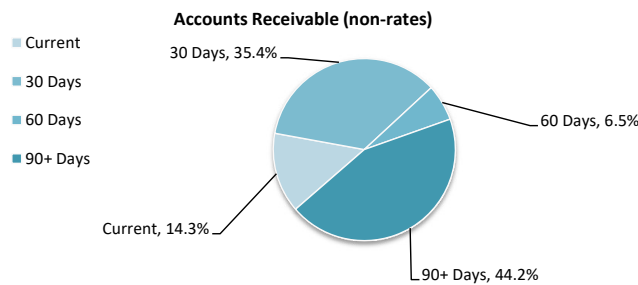
Trade and other receivables include amounts due from ratepayers for unpaid rates and service charges and other amounts due from third parties for goods sold and services performed in the ordinary course of business.

Trade receivables are recognised at original invoice amount less any allowances for uncollectable amounts (i.e. impairment). The carrying amount of net trade receivables is equivalent to fair value as it is due for settlement within 30 days.

Classification and subsequent measurement

Receivables which are generally due for settlement within 30 days except rates receivables which are expected to be collected within 12 months are classified as current assets. All other receivables such as, deferred pensioner rates receivable after the end of the reporting period are classified as non-current assets.

Trade and other receivables are held with the objective to collect the contractual cashflows and therefore the Shire measures them subsequently at amortised cost using the effective interest rate method.



**SHIRE OF DERBY WEST/KIMBERLEY
SUPPLEMENTARY INFORMATION
FOR THE PERIOD ENDED 31 MARCH 2026**

OPERATING ACTIVITIES

8 OTHER CURRENT ASSETS

	Opening Balance 1 July 2025	Asset Increase	Asset Reduction	Closing Balance 31 March 2026
	\$	\$	\$	\$
Other current assets				
Other financial assets at amortised cost				
Financial assets at amortised cost	975,801	253,216	0	1,229,01
Inventory				
Fuel	8,856	98,469	(64,364)	42,96
Stock on hand	15,933	0	0	15,93
Other assets				
Accrued income	135,982	0	(135,982)	
Total other current assets	1,136,572	351,685	(200,346)	1,287,91
Amounts shown above include GST (where applicable)				

KEY INFORMATION

Other financial assets at amortised cost

The Shire classifies financial assets at amortised cost if both of the following criteria are met:

- the asset is held within a business model whose objective is to collect the contractual cashflows, and
- the contractual terms give rise to cash flows that are solely payments of principal and interest.

Inventory

Inventories are measured at the lower of cost and net realisable value.

Net realisable value is the estimated selling price in the ordinary course of business less the estimated costs of completion and the estimated costs necessary to make the sale.

**SHIRE OF DERBY WEST/KIMBERLEY
SUPPLEMENTARY INFORMATION
FOR THE PERIOD ENDED 31 MARCH 2026**

OPERATING ACTIVITIES

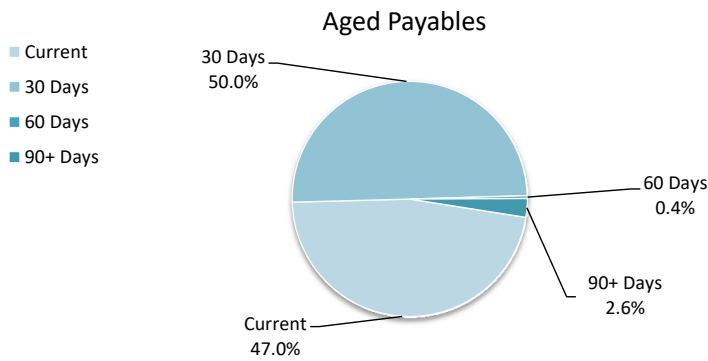
9 PAYABLES

Payables - general	Credit	Current	30 Days	60 Days	90+ Days	Total
	\$	\$	\$	\$	\$	\$
Payables - general	0	184,436	195,976	1,525	10,076	392,013
Percentage	0.0%	47.0%	50.0%	0.4%	2.6%	
Balance per trial balance						
Sundry creditors						392,013
ATO liabilities						108,171
Other payables						424,631
Payroll creditors						3,651
Prepaid rates						356,941
Total payables general outstanding						1,285,411

Amounts shown above include GST (where applicable)

KEY INFORMATION

Trade and other payables represent liabilities for goods and services provided to the Shire prior to the end of the period that are unpaid and arise when the Shire becomes obliged to make future payments in respect of the purchase of these goods and services. The amounts are unsecured, are recognised as a current liability and are normally paid within 30 days of recognition. The carrying amounts of trade and other payables are considered to be the same as their fair values, due to their short-term nature.



SHIRE OF DERBY WEST/KIMBERLEY
SUPPLEMENTARY INFORMATION
FOR THE PERIOD ENDED 31 MARCH 2026

FINANCING ACTIVITIES

10 BORROWINGS

Repayments - borrowings

Information on borrowings Particulars	Loan No.	Loans Refinancing		Principal Repayments		Principal Outstanding		Interest Repayments		
		1 July 2025	Actual	Budget	Actual	Budget	Actual	Budget	Actual	Budget
		\$	\$	\$	\$	\$	\$	\$	\$	
Wharf fenders, boat ramp	145	73,342	0	0	(17,418)	(35,433)	55,924	37,909	(2,504)	(4,440)
Staff Housing	146	352,282	0	0	(61,959)	(61,959)	290,323	290,323	(15,578)	(21,334)
Staff Housing	148	181,570	0	0	(11,182)	(22,615)	170,388	158,955	(4,032)	(7,902)
Derby Visitors Centre	149	226,962	0	0	(13,977)	(28,268)	212,985	198,694	(5,040)	(9,877)
Derby Wharf Infrastructure	151	131,492	0	0	(21,103)	(42,524)	110,389	88,968	(1,964)	(3,652)
Derby Airport & Wharf Infrastructure	152	942,730	0	0	(101,174)	(203,226)	841,556	739,504	(8,110)	(15,434)
Disaster Recovery Flood Damage Loan	Various	5,000,000	3,000,000	3,000,000	(3,000,000)	(8,000,000)	5,000,000	0	(104,226)	(268,587)
Disaster Recovery Flood Damage restructure		0	0	5,000,000	0	0	0	5,000,000	0	0
Total		6,908,378	3,000,000	8,000,000	(3,226,813)	(8,394,025)	6,681,565	6,514,353	(141,454)	(331,226)
Current borrowings		5,394,025					5,167,211			
Non-current borrowings		1,514,353					1,514,354			
		6,908,378					6,681,565			

All debenture repayments were financed by general purpose revenue.
Self supporting loans are financed by repayments from third parties.

Redraw facility restructure 2025-26

Particulars	Amount Borrowed Actual	Amount Borrowed Budget	Institution	Loan Type	Term Years	Total Interest & Charges	Interest Rate %	Amount (Used)		Balance Unspent
	\$	\$				\$		Budget	\$	
Disaster Recovery Flood Damage	3,000,000	3,000,000	WATC		0	(74,153)	Various	(3,000,000)	(3,000,000)	0
Disaster Recovery Flood Damage	0	5,000,000	WATC		10	0	TBA	0	0	0
	3,000,000	8,000,000				(74,153)		(3,000,000)	(3,000,000)	0

KEY INFORMATION

The Shire has elected to recognise borrowing costs as an expense when incurred regardless of how the borrowings are applied.

Fair values of borrowings are not materially different to their carrying amounts, since the interest payable on those borrowings is either close to current market rates or the borrowings are of a short term nature.

**SHIRE OF DERBY WEST/KIMBERLEY
SUPPLEMENTARY INFORMATION
FOR THE PERIOD ENDED 31 MARCH 2026**

OPERATING ACTIVITIES

11 OTHER CURRENT LIABILITIES

Other current liabilities	Note	Opening Balance 1 July 2025 \$	Liability transferred from/(to) non current \$	Liability Increase \$	Liability Reduction \$	Closing Balance 31 March 2026 \$
Other liabilities						
Contract liabilities		106,218	0	841,820	(645,656)	302,382
Capital grant/contributions liabilities		1,187,743	0	4,273,577	(3,511,086)	1,950,234
Total other liabilities		1,293,961	0	5,115,397	(4,156,742)	2,252,611
Employee Related Provisions						
Provision for annual leave		853,893	0	0	0	853,893
Provision for long service leave		361,923	0	0	0	361,923
Total Provisions		1,215,816	0	0	0	1,215,816
Total other current liabilities		2,509,777	0	5,115,397	(4,156,742)	3,468,431

Amounts shown above include GST (where applicable)

A breakdown of contract liabilities and associated movements is provided on the following pages at Note 12 and 13

KEY INFORMATION

Provisions

Provisions are recognised when the Shire has a present legal or constructive obligation, as a result of past events, for which it is probable that an outflow of economic benefits will result and that outflow can be reliably measured. Provisions are measured using the best estimate of the amounts required to settle the obligation at the end of the reporting period.

Employee Related Provisions

Short-term employee benefits

Provision is made for the Shire's obligations for short-term employee benefits. Short-term employee benefits are benefits (other than termination benefits) that are expected to be settled wholly before 12 months after the end of the annual reporting period in which the employees render the related service, including wages, salaries and sick leave. Short-term employee benefits are measured at the (undiscounted) amounts expected to be paid when the obligation is settled.

The Shire's obligations for short-term employee benefits such as wages, salaries and sick leave are recognised as a part of current trade and other payables in the calculation of net current assets.

Other long-term employee benefits

The Shire's obligations for employees' annual leave and long service leave entitlements are recognised as employee related provisions in the statement of financial position.

Long-term employee benefits are measured at the present value of the expected future payments to be made to employees. Expected future payments incorporate anticipated future wage and salary levels, durations of service and employee departures and are discounted at rates determined by reference to market yields at the end of the reporting period on government bonds that have maturity dates that approximate the terms of the obligations. Any remeasurements for changes in assumptions of obligations for other long-term employee benefits are recognised in profit or loss in the periods in which the changes occur. The Shire's obligations for long-term employee benefits are presented as non-current provisions in its statement of financial position, except where the Shire does not have an unconditional right to defer settlement for at least 12 months after the end of the reporting period, in which case the obligations are presented as current provisions.

Contract liabilities

An entity's obligation to transfer goods or services to a customer for which the entity has received consideration (or the amount is due) from the customer.

Capital grant/contribution liabilities

Grants to acquire or construct recognisable non-financial assets to identified specifications be constructed to be controlled by the Shire are recognised as a liability until such time as the Shire satisfies its obligations under the agreement.

SHIRE OF DERBY WEST/KIMBERLEY
SUPPLEMENTARY INFORMATION
FOR THE PERIOD ENDED 31 MARCH 2026

OPERATING ACTIVITIES

12 GRANTS, SUBSIDIES AND CONTRIBUTIONS

	Unspent grant, subsidies and contributions liability					Grants, subsidies and contributions revenue		
	Liability	Increase in Liability	Decrease in Liability	Liability	Current Liability	Amended Budget	YTD Budget	YTD Revenue
	1 July 2025		(As revenue)	31 Mar 2026	31 Mar 2026	Revenue	Budget	Actual
	\$	\$	\$	\$	\$	\$	\$	\$
Grants and subsidies								
GEN PUR - Financial Assistance Grant - General	0	0	0	0	0	3,769,853	2,827,390	2,827,390
GEN PUR - Financial Assistance Grant - Roads	0	0	0	0	0	742,185	556,639	556,639
GEN PUR - Financial Assistance Grant - Aboriginal	0	0	0	0	0	460,000	345,000	345,000
MEMBERS - Reimbursements	0	0	0	0	0	150,000	0	0
FIRE - Other Income	0	0	0	0	0	81,750	0	0
OTH HEALTH - Grants	20,000	638,840	(469,042)	189,798	189,798	806,057	617,043	469,042
PEST - Grants	0	3,907	(3,907)	0	0	3,907	3,907	3,907
AGED OTHER - Grant Funding	0	3,000	0	3,000	3,000	0	0	0
WELFARE - Grants	35,263	133,528	(130,007)	38,784	38,784	66,014	55,760	160,269
COM AMEN - Grants	10,000	0	(4,700)	5,300	5,300	0	0	4,700
LIBRARY - Other Grants	0	11,545	(7,000)	4,545	4,545	14,000	10,503	7,000
OTH CUL - Grants - Other Culture	5,000	1,000	(1,000)	5,000	5,000	5,000	3,753	1,000
WATER - Grants	0	0	0	0	0	52,192	0	0
Royalties for Regions (FAA)	35,955	50,000	(30,000)	55,955	55,955	0	0	30,000
ROADM - Street Lighting Subsidy	0	0	0	0	0	21,000	15,750	0
ROADM - Other Income	0	0	0	0	0	100,000	75,000	0
ECON DEV - Grants	0	0	0	0	0	0	0	4,545
AGRN 1044 - Recovery - DRAFWA	0	0	0	0	0	962,994	657,994	657,994
	106,218	841,820	(645,656)	302,382	302,382	7,234,952	5,168,739	5,067,486

SHIRE OF DERBY WEST/KIMBERLEY
SUPPLEMENTARY INFORMATION
FOR THE PERIOD ENDED 31 MARCH 2026

INVESTING ACTIVITIES

13 CAPITAL GRANTS, SUBSIDIES AND CONTRIBUTIONS

	Capital grant/contribution liabilities				Capital grants, subsidies and contributions revenue			
	Liability 1 July 2025	Increase in Liability	Decrease in Liability (As revenue)	Liability 31 Mar 2026	Current Liability 31 Mar 2026	Amended Budget Revenue	YTD Budget	YTD Revenue Actual
	\$	\$	\$	\$	\$	\$	\$	\$
Capital grants and subsidies								
Claredon Street Fire Station Bore	20,000	0	0	20,000	20,000	0	0	0
AERO - Grants - Aerodromes	0	225,615	0	225,615	225,615	821,070	615,807	0
ROADC - Other Grants -- Flood Damage	0	0	0	0	0	0	0	960,843
WATER - Grant Capital	0	0	0	0	0	77,728	77,728	70,662
REC - Capital Grants	813,679	2,316,180	(2,917,867)	211,992	211,992	6,474,487	4,855,866	2,986,846
SWIM AREAS - Grants	0	0	0	0	0	46,406	46,406	44,716
ROADC - Regional Road Group Grants (MR WA)	272,000	1,302,592	(593,219)	981,373	981,373	2,863,697	1,951,640	988,191
ROADC - Roads to Recovery - Grants	0	409,190	0	409,190	409,190	2,197,129	1,753,347	0
ROADC - Other Grants -- Roads/Streets	82,064	20,000	0	102,064	102,064	285,069	213,798	492,407
ROADC - Grant AGRN 591 & 1044	0	0	0	0	0	3,413,483	0	0
ROADC - Other Grants -- Footpaths	0	0	0	0	0	101,409	76,059	92,190
ROADC - LRCI Phase 2 Grant Drainage	0	0	0	0	0	119,562	119,562	0
OTH GOV - Grants (Capital)	0	0	0	0	0	9,059	9,059	9,937
OLOPS - Capital Grant	0	0	0	0	0	41,000	0	15,135
OTH GOV - Grants (Capital)	0	0	0	0	0	48,369	48,369	47,200
HALLS - Capital Grants	0	0	0	0	0	49,979	49,979	47,200
	1,187,743	4,273,577	(3,511,086)	1,950,234	1,950,234	16,548,447	9,817,620	5,755,327

**SHIRE OF DERBY WEST/KIMBERLEY
SUPPLEMENTARY INFORMATION
FOR THE PERIOD ENDED 31 MARCH 2026**

14 TRUST FUND

Funds held at balance date which are required by legislation to be credited to the trust fund and which are not included in the financial statements are as follows:

Description	Opening Balance 1 July 2025	Amount Received	Amount Paid	Closing Balance 31 March 2026
	\$	\$	\$	\$
Public open spaces	295,981	0	0	295,981
	295,981	0	0	295,981

**SHIRE OF DERBY WEST/KIMBERLEY
SUPPLEMENTARY INFORMATION
FOR THE PERIOD ENDED 31 MARCH 2026**

15 BUDGET AMENDMENTS

Amendments to original budget since budget adoption. Surplus/(Deficit)

Description	Council Resolution	Classification	Non Cash Adjustment \$	Increase in Available Cash \$	Decrease in Available Cash \$	Amended Budget Running Balance \$
Budget adoption						
Revised estimated opening surplus	CC088/25	Opening surplus(deficit)		2,732,969	0	2,732,969
Financial Assistance grants received in advance	CC088/25	Operating revenue		0	(4,246,331)	(1,513,362)
Financial Assistance grants increase in 25/26 grant	CC088/25	Operating revenue		1,418,369	0	(94,993)
Private works expenditure to be completed	CC088/25	Operating expenses		0	(615,317)	(710,317)
Restructure of loan repayments	CC088/25	Capital revenue		993,637	0	283,327
Transfer to Strategic Planning reserve	CC088/25	Capital expenses		0	(283,327)	
Capital grant for project and design of Airstrip	CC074/25	Capital revenue		800,000	0	800,000
Materials and contracts	CC074/25	Operating expenses		0	(800,000)	
Revised opening surplus	Res 08/26	Opening surplus(deficit)		0	(414,206)	(414,206)
Rates	Res 08/26	Operating revenue		0	(86,681)	(500,887)
Grants, subsidies and contributions	Res 08/26	Operating revenue		0	(1,123,132)	(1,624,019)
Fees and charges	Res 08/26	Operating revenue		750,000	0	(874,019)
Interest revenue	Res 08/26	Operating revenue		108,775	0	(765,244)
Other revenue	Res 08/26	Operating revenue		602,171	0	(163,073)
Employee costs	Res 08/26	Operating expenses		778,767	0	615,699
Materials and contracts	Res 08/26	Operating expenses			(1,178,999)	(563,300)
Insurance	Res 08/26	Operating expenses			(3,591)	(566,891)
Other expenditure	Res 08/26	Operating expenses		58,871	0	(508,020)
Loss on asset disposal	Res 08/26	Operating expenses	(950,513)	0	0	(508,020)
Capital grants, subsidies and contributions	Res 08/26	Capital revenue		890,114	0	382,084
Proceeds from disposal of assets	Res 08/26	Capital revenue		40,000	0	422,084
Purchase land and buildings	Res 08/26	Capital expenses		0	(126,214)	295,870
Purchase and construction of infrastructure-roads	Res 08/26	Capital expenses		0	(430,486)	(134,614)
Purchase and construction of infrastructure-other	Res 08/26	Capital expenses		0	(465,000)	(599,614)
Proceeds from borrowings	Res 08/26	Capital revenue		8,000,000	0	7,400,386
Repayment of borrowings	Res 08/26	Capital expenses		0	(7,400,389)	
				17,173,673	(17,173,673)	

**Moore Australia**

Level 15, Exchange Tower,
2 The Esplanade, Perth, WA 6000
PO Box 5785, St Georges Terrace, WA
6831

T +61 8 9225 5355
F +61 8 9225 6181

www.moore-australia.com.au

15 April 2026

Ms Tamara Clarkson
Chief Executive Officer
Shire of Derby/West Kimberley
PO Box 94
DERBY WA 6728

Dear Tamara

MATTERS IDENTIFIED DURING COMPILATION OF STATUTORY MONTHLY FINANCIAL REPORT FOR THE PERIOD ENDED 31 MARCH 2026

We advise we have completed the compilation of your statutory monthly financial report for the period ended 31 March 2026 and identified certain matters additional to those identified in the compilation report we wish to bring to your attention.

We are required under APES 315 *Compilation of Financial Information* to report certain matters in our compilation report and we draw your attention to the note regarding basis of preparation. Other matters which arise during our compilation we wish to bring to your attention are raised in the following pages of this letter along with suggestions to resolve these issues.

It should be appreciated, our procedures are designed primarily to enable us to compile the monthly financial report and therefore may not bring to light all weaknesses in systems and procedures, or all financial matters of interest to management and council, which may exist. However, we aim to use our knowledge of the shire's financial operations gained during our work to make comments and suggestions, which, we hope, will be useful to you.

Should you wish to discuss any matter relating to our service or any other matter, please do not hesitate to contact us.

Yours sincerely

A handwritten signature in black ink, appearing to read 'Russell Barnes', written over a light blue horizontal line.

Russell Barnes
Director
[Moore Australia \(WA\) Pty Ltd](http://www.moore-australia.com.au)



Shire of Derby/West Kimberley

Period ended 31 March 2026

Topic	Item	First Identified	Explanation	Action Required	Priority
Uploaded budget review	Reconciliation	February 2025	The budget uploaded into the ERP system does not include the budget review adopted by Council in February. We have amended this on the face of the statements.	We understand action is already being taken by management. We recommend this continue to ensure the correct reporting of budget and other financial information.	High
Capital expenditure	Allocations	December 2025	Transactions have been allocated to capital expenditure without budget allocations for 2025/26.	We recommend allocations are reviewed and adjusted (where appropriate) to ensure correct allocations for capital acquisitions. Controls are required to ensure the legislative requirement for unbudgeted expenditure to be authorised in advance by Council are met.	Medium
Sundry debtors	Outstanding	March 2026	Although we acknowledge a provision for impairment of \$220,727, the sundry debtors aged trial balance includes totalling \$302,0005 outstanding for over 90 days with some more than 300 days old. Credit balances total \$2,585.	We recommend reviewing overdue debtors collection procedures to ensure debtors outstanding for over 30 days are subject to regular review and reminder notices are issued to improve the collection rate. We recommend debtors with credit balances be investigated and remedied.	Medium

15.4 ACCOUNTS FOR PAYMENT - MARCH 2026**File Number: 5110****Author: Aaron Gloor, Acting Manager Corporate Services****Responsible Officer: Jill Brazil, Director Corporate Services****Authority/Discretion: Information****SUMMARY**

Council to receive the list of accounts paid under delegated authority during March 2026.

DISCLOSURE OF ANY INTEREST

Nil by Author and Nil by Responsible Officer.

BACKGROUND

Council has delegated to the Chief Executive Officer the exercise of its power to make payments from the Shire's municipal and trust funds. In accordance with regulation 13 of the *Local Government (Financial Management) Regulations 1996*, a list of accounts paid by the Chief Executive Office is to be provided to Council.

STATUTORY ENVIRONMENT

Local Government (Financial Management) Regulations 1996

12. Payments from municipal fund or trust fund, restrictions on making

12(1) A payment may only be made from the municipal fund or a trust fund

The Chief Executive Officer has delegated authority to make payments from the municipal and trust funds.

13. Payments from municipal fund or trust fund by CEO, CEO's duties as to etc.

(1) If the local government has delegated to the CEO the exercise of its power to make payments from the municipal fund or the trust fund, a list of accounts paid by the CEO is to be prepared each month showing for each account paid since the last such list was prepared —

(a) the payee's name; and

(b) the amount of the payment; and

(c) the date of the payment; and

(d) sufficient information to identify the transaction.

(2) A list of accounts for approval to be paid is to be prepared each month showing —

(a) for each account which requires Council authorisation in that month —

(i) the payee's name; and

(ii) the amount of the payment; and

(iii) sufficient information to identify the transaction; and

(b) the date of the meeting of the council to which the list is to be presented.

- (3) A list prepared under sub regulation (1) or (2) is to be —
 - (a) presented to the council at the next ordinary meeting of the Council after the list is prepared; and
 - (b) recorded in the minutes of that meeting.

POLICY IMPLICATIONS

Nil.

FINANCIAL IMPLICATIONS

All expenditure from the municipal fund was included in the annual budget as adopted or revised by Council.

STRATEGIC IMPLICATIONS

GOAL	OUR PRIORITIES	WE WILL
1. Leadership and Governance	1.2 Capable, inclusive and effective organisation	1.2.2 Provide strong governance

RISK MANAGEMENT CONSIDERATIONS

RISK	LIKELIHOOD	CONSEQUENCE	RISK ANALYSIS	MITIGATION
Legal & Compliance: In accordance with section 6.8 of <i>the Local Government Act 1995</i> , a local government is not to incur expenditure from its municipal fund for an additional purpose except where the expenditure is authorised in advance by an absolute majority of Council.	Rare	Minor	Low	Expenditure to only be incurred in accordance with budget parameters, which have been structured on financial viability and sustainability principles.

CONSULTATION

Internal.

COMMENT

Expenditure for the period ending has been incurred in accordance with the 2025/26 Annual Budget as adopted by Council (Commissioner) at its meeting held 18 June 2025 (COO58/25). The budget is structured on financial viability and sustainability principles.

The following table summarise the payments drawn on the funds during the listed month.

REPORT TO COUNCIL
March 2026

FUND	DETAILS	AMOUNT
MUNICIPAL ACCOUNT		
EFT Payments	EFT 64276 – EFT 64413	\$641,309.48
Municipal Cheques	CHQ	0.00
Direct Debits	Fees & Charges, Credit Card Payments, Payroll, Payroll Liabilities	\$815,654.67
Manual Cheques	CHQ	\$.00
TRUST ACCOUNT		
EFT Payments		\$0.00
Trust Cheques		\$0.00
TOTAL		\$1,456,964.15

Creditors Outstanding as at 31/03/2026

\$ 338,705.35

VOTING REQUIREMENTS

Simple majority

ATTACHMENTS

1. **List of Accounts - March 2026**
2. **Credit Card Reconciliation - March 2026**

RECOMMENDATION

That Council ACCEPTS the List of Accounts for March 2026 paid under Delegated Authority in accordance with regulation 13(1) of the *Local Government (Financial Management) Regulations 1996*, totalling \$1,456,964.15

REPORT TO COUNCIL – MARCH 2026

EFT PAYMENTS – MUNI ACCOUNT

PAYMENT ID	DATES	CREDITOR / INVOICE DETAILS	AMOUNT
EFT64276	06/03/2026	ROBERT DUNBAR - ANYTHING AIR SOLUTIONS	3,784.00
INV 12	27/02/2026	AIRCON INSTALATION - 2 HOLMAN ST	3,784.00
EFT64277	06/03/2026	1883 AUTO ELECTRICS	269.01
INV 0925	24/02/2026	SUPPLY GME TX3100 5-WATT 80CH UHF RADIO	269.01
EFT64278	06/03/2026	AUSTRALIA PACIFIC VALUERS PTY LTD ITF THE APV UNIT TRUST T/AS APV VALUERS & ASSET MANAGEMENT	3,982.00
INV 0436	12/02/2026	REVALUATION OF LAND, BUILDINGS, PARKS & OTHER STRUCTURES – INITIAL 10% PAYABLE UPON CONTRACT COMMENCEMENT	3,982.00
EFT64279	06/03/2026	AUSTRALIAN SERVICES UNION	106.00
INV DEDUCTION	24/02/2026	PAYROLL DEDUCTION	106.00
EFT64280	06/03/2026	AUSTSWIM WA	649.00
INV 7701	24/02/2026	ENROLMENT - AQUA INSTRUCTOR COURSE PERTH 21- 22/02/2026	649.00
EFT64281	06/03/2026	OFFICE NATIONAL BROOME (THE BOSS SHOP)	79.24
INV 1137022	26/02/2026	PRINTER COPY COUNTS 25/26 FY	79.24
EFT64282	06/03/2026	WA COUNTRY HEALTH SERVICE	3,128.00
INV N3964287	25/02/2026	PRE-EMPLOYMENT MEDICAL	391.00
INV N3964304	25/02/2026	PRE-EMPLOYMENT MEDICAL	391.00
INV N3964283	25/02/2026	PRE-EMPLOYMENT MEDICAL	391.00
INV N3964297	25/02/2026	PRE-EMPLOYMENT MEDICAL	391.00
INV N3964289	25/02/2026	PRE-EMPLOYMENT MEDICAL	391.00
INV N3964286	25/02/2026	PRE-EMPLOYMENT MEDICAL	391.00
INV N3964285	25/02/2026	PRE-EMPLOYMENT MEDICAL	391.00
INV N3964284	25/02/2026	PRE-EMPLOYMENT MEDICAL	391.00
EFT64283	06/03/2026	CIVIC LEGAL	3,614.05
INV 515442	31/01/2026	LEGAL ADVICE FOR MATTER IN COURT OF DISPUTED RETURNS	3,614.05
EFT64284	06/03/2026	DERBY BUILDING SUPPLIES	243.94
INV 605018	23/02/2026	SUPPLY WATTYL TRADE INT/EXT LOW SHEEN WHITE 4L	63.17
INV 605123	24/02/2026	SUPPLY ENERGIZER BATTERY AA MAZ PK30	93.00
INV 605134	24/02/2026	SUPPLY UNI-PRO ROLLER COVER MICROFIBER	27.35
INV 605293	26/02/2026	SUPPLY FULDMASTER VALVE CISTERN INLET	25.40
INV 605303	26/02/2026	SUPPLY CLEANER SHOWER EARTH CHOICE & SEALANT PRO-TRADE	35.02

EFT64285	06/03/2026	DERBY HARDWARE MITRE10	177.88
INV 10642807	20/02/2026	SUPPLY SCREW BUTT & X2 SCREW PLASTERBOARD	40.97
INV 10642829	20/02/2026	SUPPLY COVER SHEEPSKIN ROLLER	34.99
INV 10643146	26/02/2026	SUPPLY PVC SOCKET 40MM	32.94
INV 10643143	26/02/2026	SUPPLY SUPER GLUE PRECISION LOCTITE 5G	8.99
INV 10643218	27/02/2026	SUPPLY SHS GAL 25 X 25 X 2.0MM	59.99
EFT64286	06/03/2026	DEPARTMENT OF FIRE AND EMERGENCY SERVICES.	83,497.58
INV 160671	20/02/2026	2025/26 ESL Q3 CONTRIBUTION	83,497.58
EFT64287	06/03/2026	FITZROY HARDWARE PTY LTD	105.00
INV 10041425	27/02/2026	SUPPLY CLEAN AND FILTERED WATER FOR 25/26 FY	105.00
EFT64288	06/03/2026	SHIRE OF HARVEY	6,875.00
INV 646	03/02/2026	LONG SERVICE LEAVE TRANSFER RECOUP	6,875.00
EFT64289	06/03/2026	HORIZON POWER - ACCOUNT PAYMENTS	112.28
INV 587719	20/02/2026	UNIT 4/9 ASHLEY STREET, DERBY FROM 19/12/2025 TO 19/02/2026,	112.28
EFT64290	06/03/2026	TEAM GLOBAL EXPRESS PTY LTD	605.70
INV P69070659	22/02/2026	FREIGHT FOR WATER SAMPLES FROM DERBY TO PERTH – ENVIRONMENTAL HEALTH	605.70
EFT64291	06/03/2026	KIMBERLEY FIRE SYSTEMS	583.00
INV 25156	25/02/2026	INVESTIGATED STANDBY CONTROLLER FAULT – DERBY AIRPORT	583.00
EFT64292	06/03/2026	MAXXIA PTY LTD	7,978.05
INV DEDUCTION	24/02/2026	PAYROLL DEDUCTION	4,172.52
INV DEDUCTION	24/02/2026	PAYROLL DEDUCTION	2,714.11
INV DEDUCTION	24/02/2026	PAYROLL DEDUCTION	80.56
INV SDWK-ITC0226	28/02/2026	FEB-26 ITC REPATRIATED TO MAXXIA FOR EMPLOYEES	1,010.86
EFT64293	06/03/2026	MARIA O'CONNELL	840.00
INV 04	26/02/2026	8/12 LOCH STREET WEEKLY RENT FOR 16/02/2026-01/03/2026	840.00
EFT64294	06/03/2026	OMNICOM MEDIA GROUP AUSTRALIA PTY LTD	411.43
INV 1917483	31/01/2026	THE WESTERN AUSTRALIA ADVERTISEMENT - RFT2526-03	411.43
EFT64295	06/03/2026	FOUNDATION FOR INDIGENOUS SUSTAINABLE HEALTH LIMITED	950.89
INV DER3432	29/11/2025	STAFF UNIFORMS - INDOOR	165.99
INV DER3591	06/12/2025	STAFF UNIFORMS - OUTDOOR	784.90
EFT64296	06/03/2026	PETER JOHN MCCUMSTIE	2,073.18
INV TRAVEL1702	17/02/2026	TRAVEL CLAIM: DERBY TO KUNUNURRA 11/02/2026 - 14/02/2026	2,073.18
EFT64297	06/03/2026	POSITIVE POOLS AND MAINTENANCE	213.00
INV 19	16/02/2026	CHECK POOL CHEM & SERVICE FILTERS	82.50
INV 25	27/02/2026	POOL CHEM CHECK & SERVICE FILTERS, SALT BAG & ALGICIDE	130.50

EFT64298	06/03/2026	E & MJ ROSHER PTY LTD	456.24
INV 1505944	24/02/2026	SUPPLY KUBOTA PARTS	456.24
EFT64299	06/03/2026	SKIPPERS CLEANING SERVICES	50,130.92
INV 1936	28/02/2026	CLEANING OF SHIRE BUILDINGS – DERBY, FEBRUARY 2026	50,130.92
EFT64300	06/03/2026	TARUNDA SUPERMARKET	99.98
INV 20177275	27/02/2026	FOOD SUPPLIES FOR YOUTH PROGRAM – FX YOUTH	99.98
EFT64301	06/03/2026	TYREPOWER DERBY	350.00
INV 122309	05/03/2026	SUPPLY BATTERY & FITTING	350.00
EFT64302	06/03/2026	ABUELITAS SHOP	710.00
INV 192336	26/02/2026	SUPPLY FOOD FOR ORDINARY COUNCIL MEETING HELD 26 FEBRUARY 2026	710.00
EFT64303	06/03/2026	WESTCOAST BUILDING AND CONSTRUCTION	2,079.00
INV 1978	23/02/2026	SUPPLY NEW GATE MOTOR FOR DERBY DEPOT	2,079.00
EFT64304	13/03/2026	AUSTRALIA POST	435.92
INV 1014591534	03/03/2026	POSTAGE COSTS YEAR 25/26	435.92
EFT64305	13/03/2026	AUSTRALIAN SERVICES UNION	106.00
INV DEDUCTION	10/03/2026	PAYROLL DEDUCTION	106.00
EFT64306	13/03/2026	RUSTYS BAKESHOP	236.50
INV 0156	12/03/2026	CATERING FOR ORGANISATIONAL MANAGEMENT TEAM MEETING ,	236.50
EFT64307	13/03/2026	BISHOPS TRANSPORT PTY LTD	188.15
INV B347159	25/02/2026	TRANSPORT OF GOODS	141.11
INV B347647	27/02/2026	FREIGHT - BASIC, FUEL LEVY COMPONENTS	47.04
EFT64308	13/03/2026	CATHERINE FEENEY	740.00
INV 3-R-0031	26/02/2026	5/12 LOCH STREET FORTNIGHTLY RENT	740.00
EFT64309	13/03/2026	CLEANING GARDENING & TREE SERVICES	30,127.15
INV 10900	06/03/2026	CLEANING SHIRE BUILDINGS FX - FEB 2026	30,127.15
EFT64310	13/03/2026	COLLIERS INTERNATIONAL ENGINEERING & DESIGN WA PTY LTD	10,827.30
INV 41760	26/02/2026	CIVIL ENGINEERING CONSULTANCY SERVICES FOR FAIRBAIRN STREET RECONSTRUCTION & DRAINAGE WORKS ON CLARENDON STREET	10,827.30
EFT64311	13/03/2026	BOC LIMITED	186.10
INV 5006837650	26/02/2026	MONTHLY GAS CYLINDER CHARGES	186.10
EFT64312	13/03/2026	CITY OF SOUTH PERTH	3,565.00
INV 11111	09/03/2026	CITY OF SOUTH PERTH - PLANNING CONSULTANCY FEES - JAN 2026	3,565.00
EFT64313	13/03/2026	CIVIC LEGAL	4,151.95
INV 515483	28/02/2026	LEGAL ADVICE FOR MATTER IN COURT OF DISPUTED RETURNS	4,151.95
EFT64314	13/03/2026	DERBY BUS SERVICE PTY LTD	99.00

INV 24657	28/02/2026	FREIGHT - FEBRUARY 2026	99.00
EFT64315	13/03/2026	DERBY 4X4 & MARINE	421.85
INV 42286-64959	23/02/2026	SUPPLY INNER AXLE OIL SEAL	157.85
INV 42333-64952	27/02/2026	SUPPLY MIRROR ASSY INNER	264.00
EFT64316	13/03/2026	ERIC ROSE	901.42
INV REIMB1602	16/02/2026	TRAVEL COSTS REIMBURSEMENT	632.56
INV REIMB0303	03/03/2026	TRAVEL COSTS REIMBURSEMENT	268.86
EFT64317	13/03/2026	GRACE RECORDS MANAGEMENT	131.67
INV RP01785936	28/02/2026	PROCESSING, STORAGE & DESTRUCTION OF RECORDS.	131.67
EFT64318	13/03/2026	TEAM GLOBAL EXPRESS PTY LTD	252.36
INV 1240994	04/03/2026	FREIGHT - WINC PERTH TO DERBY	25.70
INV 1243570	11/03/2026	FREIGHT - WINC TO SDWK	226.66
EFT64319	13/03/2026	JILA GALLERY	100.00
INV 0819	27/02/2026	GIFT VOUCHER FOR THE THANK A VOLUNTEER DINNER EVENT	100.00
EFT64320	13/03/2026	K&M ELECTRICAL SERVICES	6,374.50
INV 693	02/03/2026	SUPPLY & INSTALL PANEL AND FRAME LED LIGHTS – COUNCIL CHAMBERS	6,374.50
EFT64321	13/03/2026	LAURIE SHAW	512.42
INV TRAVEL2602	26/02/2026	TRAVEL CLAIM: BROOME - DERBY - GILLARONG COMMUNITY OCM	512.42
EFT64322	13/03/2026	MAXXIA PTY LTD	6,958.39
INV DEDUCTION	10/03/2026	PAYROLL DEDUCTION	4,172.52
INV DEDUCTION	10/03/2026	PAYROLL DEDUCTION	2,714.11
INV DEDUCTION	10/03/2026	PAYROLL DEDUCTION	71.76
EFT64323	13/03/2026	MANAGED IT PTY LTD	58,563.93
INV 300652	02/03/2026	IT SERVICES FOR MARCH 2026	58,563.93
EFT64324	13/03/2026	OMNICOM MEDIA GROUP AUSTRALIA PTY LTD	549.63
INV 1925512	28/02/2026	THE BROOME ADVERTISER - 19/02/2026	287.25
INV 1925511	28/02/2026	THE BROOME ADVERTISER - 29/02/2026	262.38
EFT64325	13/03/2026	THINK WATER BROOME	3,741.20
INV 26-00000962	25/02/2026	GENERAL RETICULATION SUPPLIES TOP UP	3,741.20
EFT64326	13/03/2026	NORTH WEST LOCKSMITH	1,050.00
INV ITR-5795	03/03/2026	RESTRICTED X2 PADLOCK, KEY	1,050.00
EFT64327	13/03/2026	FOUNDATION FOR INDIGENOUS SUSTAINABLE HEALTH LIMITED	1,309.69
INV DER4792	24/02/2026	STAFF UNIFORM - OUTDOOR	974.94
INV DER5036	05/03/2026	STAFF UNIFORM - INDOOR	334.75
EFT64328	13/03/2026	OFFICE STAR	971.08

INV 68478	05/03/2026	DEPOT PRINTER PCDU REPAIRS	971.08
EFT64329	13/03/2026	IXOM	190.96
INV 85085099	28/02/2026	MONTHLY RENTAL OF CHLORINE GAS QUOTED AS PER LAST INVOICE	190.96
EFT64330	13/03/2026	DOUGLAS CLEMENTS	2,000.00
INV REIMB0303	03/03/2026	BOND RETURN FOR HIRE OF CIVIC CENTRE 27-28/02/2026,	2,000.00
EFT64331	13/03/2026	PATHWEST LABORATORY MEDICINE WA	49.50
INV SDK2026002-1	28/02/2026	DRUG SCREEN – NEW STARTER	49.50
EFT64332	13/03/2026	ROBERT SIMONS	1,172.82
INV REIMB0603	06/03/2026	UTILITY SUBSIDY: POWER FOR 01/11/2025 TO 31/01/2026	1,172.82
EFT64333	13/03/2026	ROY GRIPSKE & SONS PTY LTD	563.15
INV 1601702	27/02/2026	SUPPLY 5X SETS OF KUBOTA MOWER BLADES	563.15
EFT64334	13/03/2026	E & MJ ROSHER PTY LTD	2,715.67
INV 1505935	24/02/2026	SUPPLY SPARE PARTS FOR KUBOTA MOWERS	272.31
INV 1506156	27/02/2026	SUPPLY KUBOTA PARTS	2,443.36
EFT64335	13/03/2026	ST JOHN AMBULANCE WESTERN AUSTRALIA LTD	4,432.81
INV 1386803	06/03/2026	FY 2025-26: 6 MONTHLY FIRST AID KIT SERVICING	4,432.81
EFT64336	13/03/2026	CLEANAWAY CO PTY LTD	106,066.14
INV 19485408	28/02/2026	RESIDENTIAL & COMMERCIAL BIN COLLECTION - WET SEASON FEB 2026	98,175.75
INV 19485616	28/02/2026	PUBLIC STREET BIN COLLECTION - FEB 2026	7,890.39
EFT64337	13/03/2026	TARUNDA SUPERMARKET	322.96
INV 20179024	05/03/2026	FOOD SUPPLIES FOR YOUTH PROGRAM – FX YOUTH	148.40
INV 30131273	06/03/2026	FOOD SUPPLIES YOUTH PROGRAM – FX YOUTH	32.50
INV 20180227	09/03/2026	FOOD SUPPLIES FOR YOUTH PROGRAM – FX YOUTH	142.06
EFT64338	13/03/2026	WCW CIVIL PTY LTD	5,280.00
INV 4	28/02/2026	ROAD ASSET MANAGEMENT UPGRADE STRATEGY ADVICE	5,280.00
EFT64339	13/03/2026	MD YUSUF ROYHAN	2,000.00
INV REIMB0603	06/03/2026	UTILITY SUBSIDY: POWER FOR 15/08/2025 - 24/01/2026	2,000.00
EFT64340	13/03/2026	ZOE ALBERT	1,052.63
INV REIMB0603	06/03/2026	UTILITY SUBSIDY: POWER FOR 04/04/2025 - 23/09/2025	1,052.63
EFT64341	23/03/2026	ABHA SINGH	1,500.00
INV REIMB1303	13/03/2026	UTILITY SUBSIDY: POWER FOR 23/01/2025 TO 21/01/2026	1,500.00
EFT64342	23/03/2026	BUCKLEYS EARTHWORKS & PAVING PTY LTD	65,951.38
INV 2928	21/11/2025	ORPHAN ROADS AS PER CONTRACT C09 - 2023-24 - JULY 2025	65,951.38
EFT64343	23/03/2026	BISHOPS TRANSPORT PTY LTD	141.12
INV B348055	04/03/2026	FREIGHT - ROSHER TO DEPOT	47.04

INV B348481	06/03/2026	FREIGHT - ROSHER TO DEPOT	47.04
INV B349366	13/03/2026	FREIGHT - ROSHER TO SDWK	47.04
EFT64344	23/03/2026	CATHERINE FEENEY	740.00
INV 3-R-0032	12/03/2026	5/12 LOCH STREET FORTNIGHTLY RENT	740.00
EFT64345	23/03/2026	CMT BUILDING WA PTY LTD	442.20
INV 1921	11/03/2026	CIVIC CENTRE DOOR – INITIAL REPAIR WORK	442.20
EFT64346	23/03/2026	WINC	446.14
INV 9049943897	26/02/2026	STATIONERY TOP UP - FEBRUARY 2026,	353.31
INV 9049975884	03/03/2026	FY 2025/2026 STATIONERY TOP UP,	92.83
EFT64347	23/03/2026	DERBY BUILDING SUPPLIES	6,144.33
INV 605417	27/02/2026	SUPPLY BLADE, IMPACT BIT, BIT NUTSETTER X2	37.37
INV 605505	03/03/2026	SUPPLY TAPE, PRIMER, & ROLLER	73.57
INV 605506	03/03/2026	SUPPLY STIHL NYLON LINE X-PROFILE 2.7MM X 349M NEON	128.59
INV 605523	03/03/2026	SUPPLY TAPE, PHILMAC BUSH, & NETA MICRO DIRECT BARB	9.95
INV 605601	04/03/2026	SUPPLY ADAPTOR FAUCET & HOLMAN ADAPTOR VALVE	45.01
INV 605673	05/03/2026	SUPPLY STIHL HELMET BASIC FUNCTION	151.70
INV 605669	05/03/2026	SUPPLY PRESTIGE HINGE CONCEALED CLIP	97.28
INV 605774	06/03/2026	SUPPLY STIHL TANK OIL & PICKUP BODY	51.51
INV 605780	06/03/2026	SUPPLY DEHUMIDIFIER HANGING	6.30
INV 605769	06/03/2026	128X 20KG BAGS OF ASPHALT FOR ROAD SEAL REPAIRS.	4,224.00
INV 605785	06/03/2026	SUPPLY HYDROCHLORIC ACID	443.68
INV 605895	09/03/2026	SUPPLY ANCHOR SLEEVE, PILLAR ENDS & CENTRE, STEEL ROD	25.22
INV 605955	10/03/2026	SUPPLY MAXI METAL TUBE SQUARE STEEL	74.25
INV 605956	10/03/2026	SUPPLY DIAMOND WHEEL & CONTAINER CAP	247.20
INV 605980	10/03/2026	SUPPLY MAXI BAR, ANGLE, AND TUBE, & WELDCLASS TIP	90.73
INV 605981	10/03/2026	SUPPLY WELDCLASS WIRE MIG GAS	71.81
INV 606065	11/03/2026	SUPPLY KILLRUST, X2 DISC SPEEDGRIP	162.95
INV 606199	13/03/2026	SUPPLY KILLRUST ENAMEL SPRAY GLOSS	57.62
INV 606491	17/03/2026	SUPPLY UNI-RPO DISPOSABLE TRAY LINER 100MM BULK	5.00
INV 606441	17/03/2026	SUPPLY TIMBER ROLL, WELDCLASS LENS & REMOVERS WAX	91.25
INV 606471	17/03/2026	SUPPLY KILLRUST PRIMER, RIGHT BRUSH PAINT 2X	49.34
EFT64348	23/03/2026	DERBY PROGRESSIVE SUPPLIES	1,088.06
INV 124601	10/03/2026	SUPPLY TOILET PAPER, BIN LINER, HAND CLEAN, INSECT KILLER	1,088.06
EFT64349	23/03/2026	DERBY HARDWARE MITRE10	685.69
INV 10643351	03/03/2026	SUPPLY DEADBOLT SECURITY JURA SINGLE CYLINDER	39.99

INV 10643465	05/03/2026	SUPPLY KWIK GRIP SPRAY ADHESIVE 350G	74.97
INV 10643468	05/03/2026	SUPPLY SCREW BUTT METAL	24.99
INV 10643511	06/03/2026	SUPPLY SCREW TREATED PINE GALVANISED	11.99
INV 10643521	06/03/2026	SUPPLY DEHUMIDIFIER HANGING	11.96
INV 10643627	09/03/2026	SUPPLY X2 GRIP SPRAY.	49.98
INV 10643679	10/03/2026	SUPPLY JUG & BATTERY	217.93
INV 10643774	11/03/2026	SUPPLY DOOR BLOCK DURACOAT	209.00
INV 10643870	13/03/2026	SUPPLY DEHUMIDIFIER, X 2 CRYSTALS DEHUMIDIFIER	19.94
INV 10643884	13/03/2026	SUPPLY DEHUMIDIFIER HANGING	11.96
INV 10643885	13/03/2026	SUPPLY PLUG WALL PVC GREEN & SCREW SELF TAPPER PAN HEAD	12.98
EFT64350	23/03/2026	KIMBERLEY ELECTRICAL CONTRACTORS	2,420.00
INV 26997	05/03/2026	REPLACE X6 CEILING FANS & LIGHTS FOR 1/74 FALLON STREET	2,420.00
EFT64351	23/03/2026	ELDERS LIMITED (DERBY BRANCH)	41.78
INV 6256-10011001259	17/03/2026	SUPPLY BRAKE FLUID DOT 4 500ML CASTROL	41.78
EFT64352	23/03/2026	GENERATORS & OFF GRID ENERGY PTY LTD	35,214.41
INV 1225	10/03/2026	REPLACE 47 DAMAGED PANELS AT FX VISITORS CENTRE	35,214.41
EFT64353	23/03/2026	HORIZON POWER - ACCOUNT PAYMENTS	11,479.50
INV 570688	03/02/2026	208 STREETLIGHTS FOR 01/01/2026 TO 31/01/2026	4,480.77
INV 587147	09/02/2026	3 KNOWSLEY STREET EAST, DERBY FOR 04/12/2025 TO 04/02/2026	2,141.68
INV 570688	03/03/2026	208 STREETLIGHTS FOR 01/02/2026 TO 28/02/2026, OTHER CHARGES	4,047.78
INV 581500	12/03/2026	2/74 FALLON ROAD FOR 13/01/2026 TO 11/03/2026	809.27
EFT64354	23/03/2026	CONNECT CALL CENTRE SERVICES	210.76
INV 121370	15/03/2026	OVERCALLS FEE FOR CONTRACT CA0415 - FEBRUARY 2026	210.76
EFT64355	23/03/2026	JILA PLUMBING	463.86
INV 7011	08/03/2026	REPAIR WATER LEAK AT 175 EMANUEL WAY CARETAKERS HOUSE	463.86
EFT64356	23/03/2026	K&M ELECTRICAL SERVICES	4,084.03
INV 698	27/02/2026	INVESTIGATE LOSS OF POWER - CCTV POLE DB 1 & 2 LOCH STREET	1,602.70
INV 700	09/03/2026	RECTIFY POWER ISSUE - DERBY ADMIN CENTRE	2,481.33
EFT64357	23/03/2026	KIMBERLEY STOLEN GENERATION	1,000.00
INV REIMB2701	28/01/2026	BOND RETURN FOR HIRE OF CIVIC CENTRE ON 23/01/2026,	500.00
INV REIMB1303	13/03/2026	RETURN BOND FOR HIRE OF CIVIC CENTRE - 06/03/2026	500.00
EFT64358	23/03/2026	LOOMA COMMUNITY INCORPORATED	150.00
INV 4038	11/03/2026	HIRE CONFERENCE ROOM, LOOMA OFFICE – OCM 21/08/2025	150.00
EFT64359	23/03/2026	WESTERN AUSTRALIAN LOCAL GOVERNMENT ASSOCIATION	200.00
INV AEF26-38	02/02/2026	ENROLMENT TO ATTEND ABORIGINAL ENGAGEMENT FORUM PERTH	200.00

EFT64360	23/03/2026	ALLEY MCDUGALL	791.81
INV REIMB1303	13/03/2026	UTILITY SUBSIDY: POWER FOR 13/12/2025 TO 13/02/2026	791.81
EFT64361	23/03/2026	MARIA O'CONNELL	840.00
INV 05	12/03/2026	8/12 LOCH STREET WEEKLY RENT FOR 02/03/2026 - 15/03/2026	840.00
EFT64362	23/03/2026	MCLEODS LAWYERS	255.20
INV 150109	27/02/2026	LEGAL ADVICE - DISTRICT COURT ACTION NO. CIV 137 OF 2026	255.20
EFT64363	23/03/2026	DIVINE DROP ENTERPRISES PTY LTD T/AS MARSH PETROLEUM	19,269.00
INV 268	04/03/2026	SUPPLY 10'000L OF DIESEL FUEL, DELIVERING TO SDWK DEPOT	19,269.00
EFT64364	23/03/2026	OUTBACK ELECTRICAL & AIRCON SERVICES	2,223.57
INV 11360	09/03/2026	REPAIR FAN – DERBY DEPOT, AIRCON - 4B ROWELL COURT & AIRPORT LIGHTING – DERBY AIRPORT	903.43
INV 11373	10/03/2026	RECTIFY SERVER ROOM AIRCON FAULT – DERBY EXECUTIVE OFFICE	1,320.14
EFT64365	23/03/2026	NOLA D'ANTOINE	250.00
INV REIMB1303	13/03/2026	RETURN BOND FOR PA SYSTEM HIRE - 06/03/2026 - 09/03/2026	250.00
EFT64366	23/03/2026	COLLEEN BOLDISON	336.35
INV REIMB2002	20/02/2026	UTILITY SUBSIDY: POWER FOR 19/12/2025 TO 19/02/2026	336.35
EFT64367	23/03/2026	FOUNDATION FOR INDIGENOUS SUSTAINABLE HEALTH LIMITED	141.00
INV DER4990	12/03/2026	STAFF UNIFORMS - INDOOR	141.00
EFT64368	23/03/2026	PATHWEST LABORATORY MEDICINE WA	49.50
INV SDK2026002-2	28/02/2026	DRUG SCREEN - NEW STARTER	49.50
EFT64369	23/03/2026	E & MJ ROSHER PTY LTD	487.92
INV 1506405	05/03/2026	SUPPLY KUBOTA PARTS	155.46
INV 1506585	11/03/2026	SUPPLY KUBOTA PARTS	332.46
EFT64370	23/03/2026	WATERTORQUE GROUP PTY LTD	654.22
INV WT0030976	11/03/2026	DIAGNOSE PUMP FAULT & SUPPLY 2 X PRESSURE TRANSDUCER – NICHOLSON OVAL	654.22
EFT64371	27/03/2026	A & B TYRES	1,960.00
INV 57426	02/01/2026	SUPPLY DELMAX 205/70R15C & ROTATION	315.00
INV 57524	20/01/2026	SUPPLY CENTURY NS70	245.00
INV 57892	23/02/2026	SUPPLY GOODRIDE 12.5/80-18 EL53	1,400.00
EFT64372	27/03/2026	1883 AUTO ELECTRICS	1,149.00
INV 0959	03/03/2026	GME TX3350 UHF RADIO	500.50
INV 0988	11/03/2026	SUPPLY TRAILER PLUG & ADAPTOR	82.01
INV 1051	18/03/2026	SUPPLY SPARK PLUG	10.00
INV 1050	18/03/2026	FREIGHT & ECCO 12/24V 3 BOLT AMBER BEACON	556.49
EFT64373	27/03/2026	ARAC REFRIGERATION & AIR CONDITIONING	7,150.00
INV 15173	18/03/2026	AIRCON CLEANING SERVICE - FX BUILDINGS	7,150.00

EFT64374	27/03/2026	AUSTRALIAN SERVICES UNION	106.00
INV DEDUCTION	24/03/2026	PAYROLL DEDUCTION	106.00
EFT64375	27/03/2026	DEBORAH CARTER	500.00
INV REIMB1803	18/03/2026	RETURN FX REC CENTRE HIRE BOND	500.00
EFT64376	27/03/2026	BROOME TOYOTA NORTH WEST MOTOR GROUP	118.72
INV PI13086334	09/03/2026	SUPPLY 1X LEFT HAND WEATHER STRIP & 5X CLIPS TO SUIT	118.72
EFT64377	27/03/2026	GLASS CO KIMBERLEY	1,259.50
INV 107219	16/03/2026	RE-GLAZE FRONT ENTRY - COUNCIL CHAMBERS	498.30
INV 107220	16/03/2026	RE-GLAZE 2X PANELS AT ENTRY – DERBY LIBRARY	761.20
EFT64378	27/03/2026	DERBY BUILDING SUPPLIES	130.04
INV 605904	09/03/2026	SUPPLY BUCKLE & BREMICK PLATE	44.67
INV 606547	18/03/2026	SUPPLY COCK HOSE TOP ASSEMBLY 1/2IN	21.71
INV 606551	18/03/2026	SUPPLY CRC CLEANER BRAKLEEN & R CARB & NAPA CLEANER	63.66
EFT64379	27/03/2026	DERBY 4X4 & MARINE	374.40
INV 42462-65172	18/03/2026	SUPPLIED BATTERY	374.40
EFT64380	27/03/2026	DAIMLER TRUCKS	563.73
INV XA982011012	19/03/2026	SUPPLY VOLVO COOLANT GREEN & AIRLINE CLEAR	563.73
EFT64381	27/03/2026	HARDMAN ENTERPRISES PL T/AS DERBY PLUMBING AND GAS	693.00
INV 32165	20/03/2026	CLARENDON STREET PUBLIC TOILETS - RECTIFY ISSUE	291.50
INV 32166	20/03/2026	REPLACE BATH FLICK MIXER - 19A WOOLLYBUTT STREET	401.50
EFT64382	27/03/2026	DERBY PROGRESSIVE SUPPLIES	2,133.81
INV 124777	13/03/2026	CATERING SUPPLIES: PLATES, BOWLS, CUPS, CUTLERY, COFFEE & TEA	1,536.09
INV 125185	20/03/2026	SUPPLY CLEANING MATERIALS	150.28
INV 125254	23/03/2026	SUPPLY ROAD SIDE LITTER BAG ORANGE X6	447.44
EFT64383	27/03/2026	DERBY HARDWARE MITRE10	142.66
INV 10644079	17/03/2026	SUPPLY ROLLER COVER MICROFIBER & ROLLER KIT MICROFIBER	38.98
INV 10644337	23/03/2026	SUPPLY UNC 3/4 X 3 1/2 HIGH TENSILE HEX HEAD & NYLON NUT UNC	27.92
INV 10644358	23/03/2026	SUPPLY ANCHOR SLEEVE ZINC.	7.96
INV 10644359	23/03/2026	SUPPLY M16 X 50 GRD 8.8 B/N, MYLOCK & WASHER	67.80
EFT64384	27/03/2026	DWA INDUSTRIAL RESOURCES PTY LTD	60.50
INV 02025046	05/03/2026	SUPPLY 10MM ROUND BAR X 3M LONG	60.50
EFT64385	27/03/2026	KIMBERLEY ELECTRICAL CONTRACTORS	495.00
INV 27007	19/03/2026	DISCONNECT/RECONNECT NEW SEPTIC PUMP – FX SHORT STAY	495.00
EFT64386	27/03/2026	ELDERS LIMITED (DERBY BRANCH)	1,000.69
INV 101-SI802097	17/03/2026	SUPPLY CATTLE RAIL GLAV	420.15

INV 101-SI811540	18/03/2026	SUPPLY PREMIUM HEAVY DUTY CASTROL	580.54
EFT64387	27/03/2026	FITZROY HARDWARE PTY LTD	43.00
INV 10042219	18/03/2026	SUPPLY NOTCHKA - GREEN GRIT HAND CLEANER	43.00
EFT64388	27/03/2026	HORIZON POWER - ACCOUNT PAYMENTS	897.81
INV 588670	19/03/2026	8/12 LOCH ST FOR 20/01/2026 TO 18/03/2026	479.57
INV 586387	19/03/2026	5/12 LOCH ST FOR 20/01/2026 TO 18/03/2026,	111.33
INV 584130	24/03/2026	UNIT 4/20 CLARENDON ST, DERBY FROM 23/01/2026 TO 23/03/2026	306.91
EFT64389	27/03/2026	JULIA WILSON	212.67
INV REIMB1703	17/03/2026	UTILITY SUBSIDY: POWER FOR 19/12/2025 - 19/02/2026	212.67
EFT64390	27/03/2026	K&M ELECTRICAL SERVICES	2,453.00
INV 725	14/03/2026	INVESTIGATE LOSS OF POWER – DERBY AIRPORT	2,453.00
EFT64391	27/03/2026	CITY OF KALAMUNDA	500.00
INV 38787	17/02/2026	BUILDING SERVICES - 2.5 HOURS @100/HR	500.00
EFT64392	27/03/2026	MAXXIA PTY LTD	7,404.00
INV DEDUCTION	24/03/2026	PAYROLL DEDUCTION	4,172.52
INV DEDUCTION	24/03/2026	PAYROLL DEDUCTION	2,714.11
INV DEDUCTION	24/03/2026	PAYROLL DEDUCTION	71.76
INV DEDUCTION	24/03/2026	PAYROLL DEDUCTION	445.61
EFT64393	27/03/2026	MARKET CREATIONS AGENCY PTY LTD	407.00
INV JI35-66	19/03/2026	EMPLOYEE NAME BADGES - SDWK	407.00
EFT64394	27/03/2026	FOUNDATION FOR INDIGENOUS SUSTAINABLE HEALTH LIMITED	265.00
INV DER5274	18/03/2026	STAFF UNIFORM - INDOOR	265.00
EFT64395	27/03/2026	POSITIVE POOLS AND MAINTENANCE	82.50
INV 33	16/03/2026	POOL CHEM CHECK & SERVICE FILTERS,	82.50
EFT64396	27/03/2026	SE RENTALS PTY LTD	185.90
INV 291022	20/03/2026	DERBY POOL PRINTER - RENTAL CONTRACT	185.90
EFT64397	27/03/2026	HARVEY NORMAN BROOME - TECH & APPLIANCES	1,396.95
INV 1397241	09/03/2026	SUPPLY URN, VOICE REC, IPAD	1,396.95
EFT64398	27/03/2026	RURAL PEST MANAGEMENT	220.00
INV 1323	19/03/2026	INSTALL RODENT BAITS TO CHANGE ROOMS, KIOSK & REAR STORE – NICHOLSON OVAL	220.00
EFT64399	27/03/2026	TELIA REILLY	1,500.00
INV REIMB1803	18/03/2026	UTILITY SUBSIDY: POWER FOR 21/06/2025 TO 19/02/2026	1,500.00
EFT64400	27/03/2026	TARUNDA SUPERMARKET	196.24
INV 20182919	17/03/2026	FOOD SUPPLIES FOR YOUTH PROGRAM – FX YOUTH	171.04
INV 20183257	18/03/2026	FOOD SUPPLIES FOR YOUTH PROGRAM – FX YOUTH	25.20

EFT64401	27/03/2026	TREVOR JOHN MENMUIR	1,500.00
INV REIMB0403	04/03/2026	UTILITY SUBSIDY: POWER FOR 04/10/2025 - 04/02/2026	1,500.00
EFT64402	27/03/2026	TYREPOWER DERBY	670.00
INV 122219	03/03/2026	SUPPLY NEW TYRE FITTING & BALANCING	670.00
EFT64403	27/03/2026	NEIL MANSELL TRANSPORT PTY LTD	638.22
INV 438948	10/03/2026	TRANSPORT - 2 X PALLETS OF DOG FOOD	638.22
EFT64404	27/03/2026	ELIOT MONEY	1,429.59
INV ALLOW3103	31/03/2026	MARCH 2026 COUNCILLOR FEE & ALLOWANCE	1,429.59
EFT64405	27/03/2026	GEOFFREY ANDREW DAVIS	1,429.59
INV ALLOW3103	31/03/2026	MARCH 2026 COUNCILLOR FEE & ALLOWANCE	1,429.59
EFT64406	27/03/2026	PATRICIA GAULT	1,429.59
INV ALLOW3103	31/03/2026	MARCH 2026 COUNCILLOR FEE & ALLOWANCE	1,429.59
EFT64407	27/03/2026	KERRISSA O'MEARA	1,788.38
INV ALLOW3103	31/03/2026	MARCH 2026 COUNCILLOR FEE & ALLOWANCE	1,788.38
EFT64408	27/03/2026	LAURIE SHAW	1,429.59
INV ALLOW3103	31/03/2026	MARCH 2026 COUNCILLOR FEE & ALLOWANCE	1,429.59
EFT64409	27/03/2026	LEAH UMBAGAI	1,429.59
INV ALLOW3103	31/03/2026	MARCH 2026 COUNCILLOR FEE & ALLOWANCE	1,429.59
EFT64410	27/03/2026	ADAM RUSSELL CORNISH	1,429.59
INV ALLOW3103	31/03/2026	MARCH 2026 COUNCILLOR FEE & ALLOWANCE	1,429.59
EFT64411	27/03/2026	PETER JOHN MCCUMSTIE	2,864.76
INV ALLOW3103	31/03/2026	MARCH 2026 PRESIDENT FEE & ALLOWANCE	2,864.76
EFT64412	27/03/2026	VALERIE ROSS	1,429.59
INV ALLOW3103	31/03/2026	MARCH 2026 COUNCILLOR FEE & ALLOWANCE	1,429.59
EFT64413	30/03/2026	HORIZON POWER - ACCOUNT PAYMENTS	85.82
INV 523100	20/01/2026	CCTV AT BAOBAB WAY, DERBY FOR 01/12/2025 TO 31/12/2025	85.82
		TOTAL	\$641,309.48

FEE PAYMENTS – MUNI ACCOUNT

PAYMENT ID	DATES	CREDITOR / INVOICE DETAILS	AMOUNT
-------------------	--------------	-----------------------------------	---------------

FEE PAYMENTS – MUNI ACCOUNT

PAYMENT ID	DATES	CREDITOR / INVOICE DETAILS	AMOUNT
978	02/03/2026	MER - MERCHANT FEES	3.00
978	03/03/2026	MER - MERCHANT FEES	377.92
978	03/03/2026	MER - MERCHANT FEES	174.86
978	03/03/2026	MER - MERCHANT FEES	49.50
978	05/03/2026	DOT - DOT PAYMENT	1,515.00
978	06/03/2026	DOT - DOT PAYMENT	2,894.70
978	06/03/2026	BEX - BPOINT FEES	137.83
978	06/03/2026	EXC - EXCESS TRANSACTIONS FEE	77.00
978	09/03/2026	IINET - IINET 225211599 (\$109.99)	109.99
978	09/03/2026	DOT - DOT PAYMENT	2,860.25
978	02/03/2026	MER - MERCHANT FEES	151.81
978	11/03/2026	DOT - DOT PAYMENT	3,330.40
978	12/03/2026	DOT - DOT PAYMENT	1,066.85
978	12/03/2026	GHA - GREYHOUND AUSTRALIA	477.00
978	13/03/2026	DOT - DOT PAYMENT	1,386.50
978	16/03/2026	BEX - BPOINT FEES	31.22
978	16/03/2026	DOT - DOT PAYMENT	2,092.30
978	18/03/2026	DOT - DOT PAYMENT	7,563.40
978	19/03/2026	GHA - GREYHOUND AUSTRALIA	849.00
978	02/03/2026	MER - MERCHANT FEES	30.64
978	19/03/2026	DOT - DOT PAYMENT	2,411.85
978	20/03/2026	DOT - DOT PAYMENT	2,502.65
978	23/03/2026	DOT - DOT PAYMENT	4,861.10
978	25/03/2026	DOT - DOT PAYMENT	2,168.30
978	26/03/2026	DOT - DOT PAYMENT	4,213.95
978	26/03/2026	GHA - GREYHOUND AUSTRALIA	269.00
978	10/03/2026	BAS4 - ATO - IAS PAYMENT - PAYG WITHHOLDING	71,688.00
978	27/03/2026	DOT - DOT PAYMENT	573.80
978	27/03/2026	DOT - DOT PAYMENT	65.90
978	31/03/2026	ASF - ACCOUNT SERVICE FEE	151.81
978	02/03/2026	EXC - EXCESS TRANSACTIONS FEE	9.60
978	31/03/2026	ASF - ACCOUNT SERVICE FEE	31.63
978	02/03/2026	EXC - EXCESS TRANSACTIONS FEE	57.60
978	02/03/2026	EXC - EXCESS TRANSACTIONS FEE	29.45
978	02/03/2026	CMD - CHEQUE OR MERCHANT DEPOSITS FEE	0.60

978	03/03/2026	DOT - DOT PAYMENT	1,975.95
DD23510.1	10/03/2026	AWARE SUPER	26,148.26
INV SUPER	10/03/2026	SUPERANNUATION	21,058.32
INV DEDUCTION	10/03/2026	PAYROLL DEDUCTION	4,535.14
INV DEDUCTION	10/03/2026	PAYROLL DEDUCTION	400.00
INV DEDUCTION	10/03/2026	PAYROLL DEDUCTION	154.80
DD23510.2	10/03/2026	RAIZ SUPER	265.65
INV SUPER	10/03/2026	SUPERANNUATION	265.65
DD23510.3	10/03/2026	GESB EMPLOYER SERVICES	726.64
INV SUPER	10/03/2026	SUPERANNUATION	726.64
DD23510.4	10/03/2026	BT PANORAMA SUPER	643.06
INV SUPER	10/03/2026	SUPERANNUATION	643.06
DD23510.5	10/03/2026	CARE SUPER	450.80
INV SUPER	10/03/2026	SUPERANNUATION	450.80
DD23510.6	10/03/2026	Q SUPER	1,015.74
INV SUPER	10/03/2026	SUPERANNUATION	742.27
INV DEDUCTION	10/03/2026	PAYROLL DEDUCTION	273.47
DD23510.7	10/03/2026	PUBLIC SECTOR SUPERANNUATION ACCUMULATION PLAN	960.89
INV SUPER	10/03/2026	SUPERANNUATION	860.89
INV DEDUCTION	10/03/2026	PAYROLL DEDUCTION	100.00
DD23510.8	10/03/2026	UNI SUPER LIMITED	382.13
INV SUPER	10/03/2026	SUPERANNUATION	382.13
DD23510.9	10/03/2026	MYNORTH SUPER	342.84
INV SUPER	10/03/2026	SUPERANNUATION	342.84
DD23532.1	24/03/2026	AWARE SUPER	26,950.18
INV SUPER	24/03/2026	SUPERANNUATION	21,859.89
INV DEDUCTION	24/03/2026	PAYROLL DEDUCTION	4,535.49
INV DEDUCTION	24/03/2026	PAYROLL DEDUCTION	400.00
INV DEDUCTION	24/03/2026	PAYROLL DEDUCTION	154.80
DD23532.2	24/03/2026	RAIZ SUPER	221.23
INV SUPER	24/03/2026	SUPERANNUATION	221.23
DD23532.3	24/03/2026	GESB EMPLOYER SERVICES	726.64
INV SUPER	24/03/2026	SUPERANNUATION	726.64
DD23532.4	24/03/2026	BT PANORAMA SUPER	578.75
INV SUPER	24/03/2026	SUPERANNUATION	578.75

DD23532.5	24/03/2026	CARE SUPER	450.79
INV SUPER	24/03/2026	SUPERANNUATION	450.79
DD23532.6	24/03/2026	Q SUPER	1,810.63
INV SUPER	24/03/2026	SUPERANNUATION	1,323.15
INV DEDUCTION	24/03/2026	PAYROLL DEDUCTION	487.48
DD23532.7	24/03/2026	PUBLIC SECTOR SUPERANNUATION ACCUMULATION PLAN	960.89
INV SUPER	24/03/2026	SUPERANNUATION	860.89
INV DEDUCTION	24/03/2026	PAYROLL DEDUCTION	100.00
DD23532.8	24/03/2026	UNI SUPER LIMITED	382.13
INV SUPER	24/03/2026	SUPERANNUATION	382.13
DD23532.9	24/03/2026	MYNORTH SUPER	342.84
INV SUPER	24/03/2026	SUPERANNUATION	342.84
DD23546.1	25/03/2026	WATER CORPORATION	263.72
INV 9018700655	25/03/2026	FLYNN DR, FITZROY LOT 302 RES 36824 FOR 01/03/2026 TO 30/04/2026	263.72
DD23547.1	03/03/2026	HOUSING AUTHORITY	4,440.00
INV 03032026	03/03/2026	RENT - 7X PROPERTIES	4,440.00
DD23547.2	24/03/2026	HOUSING AUTHORITY	1,160.00
INV 24032026	24/03/2026	RENT - (REF 41046646)	1,160.00
DD23549.1	20/03/2026	THE SHELL COMPANY OF AUSTRALIA LIMITED	949.29
INV FUEL - FEB26	20/03/2026	SHELL FUEL - FEB 2026	949.29
DD23550.1	13/03/2026	AUSTRALIAN SUPER	542.71
INV COUNCILLORS FEB 2026	13/03/2026	FEBRUARY 2026 COUNCILLOR SUPERANNUATION	542.71
DD23550.2	13/03/2026	AWARE SUPER	333.10
INV COUNCILLORS FEB 2026	13/03/2026	FEBRUARY 2026 COUNCILLOR SUPERANNUATION	333.10
DD23550.3	13/03/2026	HOST PLUS SUPERANNUATION FUND	166.55
INV COUNCILLORS FEB 2026	13/03/2026	FEBRUARY 2026 COUNCILLOR SUPERANNUATION	166.55
DD23550.4	27/03/2026	AUSTRALIAN SUPER	542.71
INV COUNCILLORS MAR 2026	27/03/2026	MARCH 2026 COUNCILLOR SUPERANNUATION	542.71
DD23550.5	27/03/2026	AWARE SUPER	333.10
INV COUNCILLORS MAR 2026	27/03/2026	MARCH 2026 COUNCILLOR SUPERANNUATION	333.10
DD23550.6	27/03/2026	HOST PLUS SUPERANNUATION FUND	166.55
INV COUNCILLORS MAR 2026	27/03/2026	MARCH 2026 COUNCILLOR SUPERANNUATION	166.55
DD23555.1	09/03/2026	BOND ADMINISTRATOR	260.00
INV BOND 72584/25	09/03/2026	PET BOND FOR 9 TOWER PL, DERBY - 72584/25	260.00

DD23555.2	17/03/2026	BOND ADMINISTRATOR	120.00
INV BOND 16569/26	17/03/2026	RENTAL BOND FOR 1/20 CLARENDON ST, DERBY - 16569/26	120.00
DD23556.1	30/03/2026	WESTERN AUSTRALIAN TREASURY CORPORATION	41,646.73
INV LOAN	30/03/2026	LOAN 146 (49750) - STAFF HOUSING	41,646.73
DD23557.1	23/03/2026	TELSTRA LIMITED	1,007.03
INV 4174249435	23/03/2026	MOBILE PHONE SERVICES - MARCH 2026	967.03
INV 4275260919	23/03/2026	MOBILE SERVICE - MARCH 2026	40.00
DD23558.1	16/03/2026	TELSTRA LIMITED	74.94
INV 1718873800	16/03/2026	SERVICES AND EQUIPMENT RENTAL TO 19/03/2026	74.94
DD23558.2	18/03/2026	TELSTRA LIMITED	501.00
INV 4275260810	18/03/2026	SATELLITE BILLING - MARCH 2026	501.00
DD23562.1	17/03/2026	HORIZON POWER - ACCOUNT PAYMENTS	130.53
INV 107820	17/03/2026	UNIT A/84 DURACK ST, CABBALIN FOR 25/12/2025 TO 25/02/2026	130.53
DD23562.2	24/03/2026	HORIZON POWER - ACCOUNT PAYMENTS	17,759.99
INV 312249	24/03/2026	LOT 143 DERBY HIGHWAY FOR 05/02/2026 TO 05/03/2026	4,183.55
INV 321183	24/03/2026	30 CLARENDON ST, DERBY FOR 05/02/2026 TO 05/03/2026	4,059.58
INV 166519	24/03/2026	ASHLEY ST, DERBY FOR 05/02/2026 TO 05/03/2026	4,535.05
INV 172452	24/03/2026	LOT 199 FORREST RD, FX FOR 05/02/2026 TO 05/03/2026	4,981.81
DD23562.3	23/03/2026	HORIZON POWER - ACCOUNT PAYMENTS	1,519.55
INV 333902	23/03/2026	24 LOCH ST, DERBY FOR 04/02/2026 TO 04/03/2026	1,398.09
INV 424950	23/03/2026	LOT 26818 WHARF RD, DERBY FOR 04/02/2026 TO 04/03/2026	60.73
INV 517343	23/03/2026	LOC 26818 WHARF RD, DERBY FOR 04/02/2026 TO 04/03/2026	60.73
DD23562.4	05/03/2026	HORIZON POWER - ACCOUNT PAYMENTS	3,707.55
INV 335373	05/03/2026	7 MILLARD ST, DERBY FOR 13/12/2025 TO 13/02/2026	2,757.87
INV 416399	05/03/2026	11 CORKWOOD CT, DERBY FOR 13/12/2025 TO 13/02/2026	132.78
INV 152662	05/03/2026	LOT 1326 GIBB RIVER RD, DERBY FOR 13/12/2025 TO 13/02/2026	162.77
INV 167790	05/03/2026	LOT 1326 WINDJANA RD, DERBY FOR 13/12/2025 TO 13/02/2026	654.13
DD23562.5	03/03/2026	HORIZON POWER - ACCOUNT PAYMENTS	322.69
INV 349785	03/03/2026	LOT 231 GREAT NORTHERN HIGHWAY, FX FOR 10/12/2025 TO 10/02/2026	322.69
DD23562.6	19/03/2026	HORIZON POWER - ACCOUNT PAYMENTS	19,645.16
INV 523100	19/03/2026	CCTV AT BAOBAB WAY, DERBY FOR 01/02/2026 TO 28/02/2026	77.51
INV 220780	19/03/2026	913 STREETLIGHTS FOR 01/02/2026 TO 28/02/2026	19,567.65
DD23562.7	30/03/2026	HORIZON POWER - ACCOUNT PAYMENTS	791.97
INV 163224	30/03/2026	LOT 99999 FALLON RD, FX FOR 13/01/2026 TO 11/03/2026	148.21
INV 163546	30/03/2026	LOT 32 AIRPORT RD, FX FOR 13/01/2026 TO 11/03/2026	643.76

DD23562.8	27/03/2026	HORIZON POWER - ACCOUNT PAYMENTS	557.24
INV 198764	27/03/2026	LOT 128 GREAT NORTHERN HIGHWAY, FX FOR 10/02/2026 TO 10/03/2026	557.24
DD23563.1	31/03/2026	WESTERN AUSTRALIAN TREASURY CORPORATION	30,073.38
INV LOAN	31/03/2026	DEAL NO. 289761 & 290454 FLOOD DAMAGE CLAIMS AIRSTRIP REFURB	30,073.38
DD23510.10	10/03/2026	REST SUPERANNUATION	5,575.29
INV SUPER	10/03/2026	SUPERANNUATION	4,854.78
INV DEDUCTION	10/03/2026	PAYROLL DEDUCTION	720.51
DD23510.11	10/03/2026	HOST PLUS SUPERANNUATION FUND	3,373.74
INV DEDUCTION	10/03/2026	PAYROLL DEDUCTION	450.00
INV DEDUCTION	10/03/2026	PAYROLL DEDUCTION	56.94
INV SUPER	10/03/2026	SUPERANNUATION	2,661.66
INV DEDUCTION	10/03/2026	PAYROLL DEDUCTION	205.14
DD23510.12	10/03/2026	CFS EDGE SUPER AND PENSION	1,667.72
INV DEDUCTION	10/03/2026	PAYROLL DEDUCTION	449.00
INV SUPER	10/03/2026	SUPERANNUATION	1,218.72
DD23510.13	10/03/2026	THE EQUISUPER SUPERANNUATION FUND	1,020.72
INV DEDUCTION	10/03/2026	PAYROLL DEDUCTION	274.81
INV SUPER	10/03/2026	SUPERANNUATION	745.91
DD23510.14	10/03/2026	AUSTRALIAN RETIREMENT TRUST SUPER SAVINGS	3,225.19
INV DEDUCTION	10/03/2026	PAYROLL DEDUCTION	502.44
INV SUPER	10/03/2026	SUPERANNUATION	2,722.75
DD23510.15	10/03/2026	AUSTRALIAN SUPER	9,086.86
INV DEDUCTION	10/03/2026	PAYROLL DEDUCTION	845.26
INV DEDUCTION	10/03/2026	PAYROLL DEDUCTION	435.23
INV SUPER	10/03/2026	SUPERANNUATION	7,806.37
DD23510.16	10/03/2026	MLC SUPER FUND	450.97
INV SUPER	10/03/2026	SUPERANNUATION	450.97
DD23510.17	10/03/2026	ING SUPERANNUATION FUND	400.57
INV SUPER	10/03/2026	SUPERANNUATION	400.57
DD23532.10	24/03/2026	REST SUPERANNUATION	5,957.21
INV SUPER	24/03/2026	SUPERANNUATION	5,094.03
INV DEDUCTION	24/03/2026	PAYROLL DEDUCTION	863.18
DD23532.11	24/03/2026	HOST PLUS SUPERANNUATION FUND	3,334.52
INV DEDUCTION	24/03/2026	PAYROLL DEDUCTION	450.00
INV DEDUCTION	24/03/2026	PAYROLL DEDUCTION	56.94


INV SUPER	24/03/2026	SUPERANNUATION	2,622.44
INV DEDUCTION	24/03/2026	PAYROLL DEDUCTION	205.14
DD23532.12	24/03/2026	CFS EDGE SUPER AND PENSION	1,667.72
INV DEDUCTION	24/03/2026	PAYROLL DEDUCTION	449.00
INV SUPER	24/03/2026	SUPERANNUATION	1,218.72
DD23532.13	24/03/2026	THE EQUIPSUPER SUPERANNUATION FUND	968.80
INV DEDUCTION	24/03/2026	PAYROLL DEDUCTION	260.83
INV SUPER	24/03/2026	SUPERANNUATION	707.97
DD23532.14	24/03/2026	AUSTRALIAN RETIREMENT TRUST SUPER SAVINGS	2,705.19
INV DEDUCTION	24/03/2026	PAYROLL DEDUCTION	362.44
INV SUPER	24/03/2026	SUPERANNUATION	2,342.75
DD23532.15	24/03/2026	AUSTRALIAN SUPER	8,974.91
INV DEDUCTION	24/03/2026	PAYROLL DEDUCTION	845.26
INV DEDUCTION	24/03/2026	PAYROLL DEDUCTION	435.23
INV SUPER	24/03/2026	SUPERANNUATION	7,694.42
DD23532.16	24/03/2026	MLC SUPER FUND	450.96
INV SUPER	24/03/2026	SUPERANNUATION	450.96
DD23532.17	24/03/2026	ING SUPERANNUATION FUND	456.55
INV SUPER	24/03/2026	SUPERANNUATION	456.55
PE10/03/2026	10/03/2026	NET PAY	\$226,732.65
PE24/03/2026	24/03/2026	NET PAY	\$233,039.16
		TOTAL	\$815,654.67

**The Shire Of Derby / West Kimberley
ANZ Corporate Credit Card Reconciliation
Period Reporting: 13/01/2026 to 12/02/2026**

Card Holder : Tamara Clarkson								
Date	Transaction Description	GST (Y/N)	Amount (GST Excl)	GST	Amount (GST Incl)	Account	Receipt Provided	Comments
11/02/2026	CANVA* I04788-0305899 SURRY HILLS 299.04 US	Y	\$ 399.79	\$ 39.98	\$ 439.77	120401210.2100	Yes	Annual online subscription for design application 'Canva'.
11/02/2026	WOOLWORTHS/131-135 LOCH S DERBY	Y	\$ 70.31	\$ 7.03	\$ 77.34	121402090.2100	Yes	Travel incidentals for Director Management Team travel to Kununurra for Kimberley Regional Group, Kimberley Zone and Shire of Wyndham East Kimberley meetings.
11/02/2026	WALGA EVENTS WEST LEEDERVI	Y	\$ 363.64	\$ 36.36	\$ 400.00	120401040.2100	Yes	2x Council Members' registration fee for WALGA Aboriginal Engagement Forum 2026 on 18.03.25
9/02/2026	CALTEX DERBY - WILLAR DERBY	Y	\$ 95.45	\$ 9.55	\$ 105.00	120401090.2100	Yes	Accommodation for Council Member 05.02.26 - 06.02.26 to attend Council Presentation and Briefing Session.
5/02/2026	BROOMECCI BROOME	Y	\$ 193.55	\$ 19.36	\$ 212.91	120401040.2100	Yes	Event registration fee for President to attend West Kimberley Major Projects Summit 19.02.26
5/02/2026	AIRNORTH MARRARA	Y	\$ 698.50	\$ 69.85	\$ 768.35	120401090.2100	Yes	Flight for Deputy President Broome to Kununurra return 12.02.26 to 14.02.26 for Kimberley Regional Group Meeting
3/02/2026	BROOME INTERNATIONAL A BENTLEY	Y	\$ 36.36	\$ 3.64	\$ 40.00	EX08	Yes	CEO Parking 29.01.26 - 31.01.26 while in Perth for WAEC court case 30.01.26
2/02/2026	SWAN TAXIS PTY LTD VICTORIA PARK	Y	\$ 65.48	\$ 6.55	\$ 72.03	EX08	Yes	CEO taxi charge airport to accommodation while in Perth for WAEC court case
2/02/2026	STARLINK INTERNET Sydney	Y	\$ 98.18	\$ 9.82	\$ 108.00	121402190.2100	Yes	Additional WIFI required for Derby Administration Building 28.01.26 - 28.02.26 Direct Debit
30/01/2026	STARLINK INTERNET Sydney	Y	\$ 379.09	\$ 37.91	\$ 417.00	121402190.2100	Yes	WIFI subscription for FX SDWK buildings 27.01.26 - 27.02.26 Direct Debit
30/01/2026	QANTAS AIRWAYS LTD (EC Mascot	Y	\$ 548.64	\$ 54.86	\$ 603.50	EX08	Yes	CEO Broome to Perth return 19.01.26 - 22.01.26 to attend meetings in Perth with stakeholders
27/01/2026	WANEWSDTI Osborne Park	Y	\$ 29.09	\$ 2.91	\$ 32.00	121402410.2100	Yes	The West Australian Digital Edition subscription 24.01.26 - 20.02.26
27/01/2026	BROOMECCI BROOME	Y	\$ 580.66	\$ 58.07	\$ 638.73	PC06	Yes	Event registration for 3 x employees to attend West Kimberley Major Projects Summit 19.02.26
27/01/2026	STARLINK INTERNET Sydney	Y	\$ 505.45	\$ 50.55	\$ 556.00	121402190.211	Yes	WIFI subscription for FX and Derby SDWK buildings 23.01.26 - 23.02.26 Direct Debit
27/01/2026	Intuit Mailchimp Sydney	Y	\$ 60.90	\$ 6.09	\$ 66.99	121402410.2100	Yes	Media Subscription 2500 contacts invoice MC24886399 Direct Debit
27/01/2026	DUXTON HOTEL PERTH PERTH	Y	\$ 111.05	\$ 11.11	\$ 122.16	EX08	Yes	CEO Parking 18.01.26 - 22.01.26 while in Perth for meetings with stakeholders/President
27/01/2026	DUXTON HOTEL PERTH PERTH	Y	\$ 1,240.11	\$ 124.01	\$ 1,364.12	EX08	Yes	CEO accommodation 18.01.26 - 22.01.26 for Perth meetings/appointments (CEO Mentor Program, Lotterywest, AGX and DFES) - includes CC Surcharge
27/01/2026	BUNNINGS 325000 BROOME	Y	\$ 120.91	\$ 12.09	\$ 133.00	EP0014		7 x plants for Australian Day Citizenship Ceremony
27/01/2026	7 ELEVEN 3045 ASCOT	Y	\$ 45.45	\$ 4.55	\$ 50.00	EX08	Yes	Fuel for CEO hire car 22.01.26
27/01/2026	BROOME INTERNATIONAL A BENTLEY	Y	\$ 72.73	\$ 7.27	\$ 80.00	EX08	Yes	CEO Parking Broome Airport while in Perth for meetings with stakeholders 18.01.26 - 22.01.26
27/01/2026	ADINA PERTH PERTH	Y	\$ 848.97	\$ 84.90	\$ 933.87	120401090.2100	Yes	President hotel accommodation in Perth 19.01.26 to 22.01.26 for meetings with Lotterywest, AGX and DFES with CEO.
23/01/2026	ZMF PTY LTD COCKBURN CENT	Y	\$ 45.27	\$ 4.53	\$ 49.80	EX08	Yes	Lunch for CEO and President after meeting with DFES 20.01.26
22/01/2026	SQ *NOURISH & NAM ESPRESS West Perth	Y	\$ 20.14	\$ 2.01	\$ 22.15	EX08	Yes	Refreshments during CEO and Media Coordinator handover 20.01.26
22/01/2026	SQ *NOURISH & NAM ESPRESS West Perth	Y	\$ 4.80	\$ 0.48	\$ 5.28	120401090.2100	Yes	Coffee for president before meeting 20.01.26
22/01/2026	BWC 1000105 PH133222 BELMONT	Y	\$ 47.73	\$ 4.77	\$ 52.50	120401090.210	Yes	Taxi charge for President from meeting to accommodation 20.01.26
22/01/2026	SPOTTO WA DARLINGHURST	Y	\$ 71.59	\$ 7.16	\$ 78.75	EX08	Yes	Taxi charge for President and CEO from accommodation to attend meeting in Cockburn with DFES 20.01.26
22/01/2026	TAXIPAY AUSTRALIA MASCOT	Y	\$ 74.45	\$ 7.45	\$ 81.90	EX08	Yes	Taxi charge from Cockburn to Subiaco for President and CEO to attend meeting in Subiaco with Lottery West 20.01.26
19/01/2026	EUROPCAR PREPAID TULLAMARINE	Y	\$ 193.70	\$ 19.37	\$ 213.07	EX08	Yes	CEO car hire 18.01.26 to 22.01.26 for Perth appointments/meetings - CEO Mentor Program (Waroona), Lotterywest, AGX and DFES
TOTAL \$					7,724.22			

Card Holder Declaration:
I, as the card holder, am responsible for all transactions on my Corporate Credit Card and hereby declare that the expenditure detailed on this statement was approved for work related purposes in accordance with the Transaction Card Policy and Procurement Policy of the Shire of Derby/West Kimberley


Tamara Clarkson
Chief Executive Officer


signature

13 April 2026
Date

Card Holder : Wayne Neate								
Date	Transaction Description	GST (Y/N)	Amount (GST Excl)	GST	Amount (GST Incl)	Account	Receipt Provided	Comments
9/02/2026	DMIRS EAST PERTH EAST PERTH	Y	\$ 858.18	\$ 85.82	\$ 944.00	121207990.9900	Yes	Dangerous Goods Licence Renewal Payment Notice and late fee for Wharf
5/02/2026	SHIRE OF DERBY WEST KI DERBY	Y	\$ 17.64	\$ 1.76	\$ 19.40	121404160.2100	Yes	Registration plates swapped due to vehicle getting ready for auction
TOTAL \$					963.40			


Card Holder Declaration:
I, as the card holder, am responsible for all transactions on my Corporate Credit Card and hereby declare that the expenditure detailed on this statement was approved for work related purposes in accordance with the Transaction Card Policy and Procurement Policy of the Shire of Derby/West Kimberley
Wayne Neate
Director of Technical & Development Services


signature

13 April 2026
Date

Card Holder : Luke Lawrence								
Date	Transaction Description	GST (Y/N)	Amount (GST Excl)	GST	Amount (GST Incl)	Account	Receipt Provided	Comments
2/02/2026	PRESENTSOFMIND PADDINGTON	Y	\$ 534.32	\$ 53.43	\$ 587.75	121105190.2100	Yes	Mahjong Game Set and accessories - Purchased as part of the Australian Library and Information Association (ALIA) Grant
TOTAL \$					587.75			


Card Holder Declaration:
I, as the card holder, am responsible for all transactions on my Corporate Credit Card and hereby declare that the expenditure detailed on this statement was approved for work related purposes in accordance with the Transaction Card Policy and Procurement Policy of the Shire of Derby/West Kimberley
Luke Lawrence
Director Community Planning


signature


13 April 2026
Date

TOTAL PURCHASES FOR ABOVE STATED PERIOD \$ 9,275.37
PAYMENTS AND OTHER CREDITS \$ -
INTEREST CHARGES \$ -
CLOSING BALANCE \$ 9,275.37


Procurement Approval

Name Tamara Clarkson
Position Chief Executive Officer
Date
Signature  13 April 2026

Reconciliation Processed

Name Ashlee Doust
Position Accounts Payable Officer
Date 14/04/2026
Signature 

Reconciliation Certified

Name Aaron Gloor
Position Acting Manager Corporate Services
Date
Signature 

13/04/2026

16 COMMUNITY SERVICES

16.1 USER AGREEMENT 2026/27 - CENTRAL KIMBERLEY FOOTBALL LEAGUE INC

File Number: CS/005

Author: Megan Neshoda, Manager Operations - Fitzroy Crossing

Responsible Officer: Luke Lawrence, Director Community Planning

Authority/Discretion: Executive

SUMMARY

This report seeks endorsement to enter into a Community Facility License Agreement between the Shire of Derby/West Kimberley (Shire) and the Central Kimberley Football League Inc (CKFL) for the use of the Fitzroy Crossing Oval, Canteen, Changerooms and toilets.

The agreement will allow CKFL to utilise the Fitzroy Crossing sporting precinct to host fixtures as part of the 2026 Central Kimberley Football League competition, which provides organised sporting opportunities for communities throughout the Fitzroy Valley.

The licence agreement will provide CKFL with access to the facilities every Saturday from 8.00am to 9.00pm, commencing 25 April 2026 and concluding 12 September 2026.

DISCLOSURE OF ANY INTEREST

Author, Megan Neshoda has declared an impartiality interest as a board member for the Central Kimberley Football League.

Nil by Responsible officer.

BACKGROUND

The Fitzroy Crossing Oval and associated sporting facilities are owned and managed by the Shire of Derby/West Kimberley and form a key recreational asset for the Fitzroy Valley Community.

The Central Kimberley Football League Inc coordinates the annual regional football competition involving teams from communities across the Fitzroy Valley and surrounding regions.

The Fitzroy Crossing Oval is utilised as one of the primary venues for hosting football fixtures and associated community sporting events.

In order to ensure appropriate governance, risk management and operational clarity, the Shire has prepared a Community Facility Licence Agreement with CKFL.

The agreement provides CKFL with the right to use the following facilities located at Lot 101, Fallon Road, Fitzroy Crossing:

- Fitzroy Crossing Oval
- Fitzroy Crossing Canteen
- Fitzroy Crossing Changeroom and Toilets

The agreement outlines the responsibilities of both parties with respect to facility management, insurance, obligations, operational standards and compliance requirements.

Entering into a formal license agreement ensures the appropriate management of Shire assets while supporting the delivery of a significant regional sporting program.

STATUTORY ENVIRONMENT

Local Government Act 1995. Section 3.58 of the Local Government Act 1995 relates to the disposal of property by a local government. The granting of a license to occupy or use local government property constitutes a disposal of property under the Act.

In accordance with Section 3.58, Council may authorise the disposal of property subject to compliance with the relevant statutory procedures.

The proposed agreement has been prepared as a license rather than a lease, ensuring that no exclusive possession or proprietary interests in the land is granted and that the Shire remains full control and management of the facility.

Additionally, Part 6 Division 5 of the Act provides Council with authority to impose fees and charges for goods and services provided by the local government, including the use of community facilities.

POLICY IMPLICATIONS

Nil.

FINANCIAL IMPLICATIONS

Under the proposed Community Facility Licence Agreement, the following facility hire fees will apply for the use of the Fitzroy Crossing sporting precinct:

- Fitzroy Crossing Canteen \$2,185
- Fitzroy Crossing Oval \$1,050
- Fitzroy Crossing Changerooms and Toilets \$4,347

Total Annual Licence Fee: \$8,082

A refundable facility hire bond of \$500 will also apply in accordance with the Shire’s facility hire requirements.

The licence fee contributes toward the operational and maintenance costs associated with management and upkeep of the Fitzroy Crossing sporting precinct.

STRATEGIC IMPLICATIONS

GOAL	OUR PRIORITIES	WE WILL
2. Community	2.2 Healthy Communities	2.2.1 Build, maintain and maximise the use of community facilities
2. Community	2.2 Healthy Communities	2.2.2 Facilitate a range of accessible sporting and recreational activities
2. Community	2.2 Healthy Communities	2.4.2 Support and assist volunteer, community and sporting groups

RISK MANAGEMENT CONSIDERATIONS

RISK	LIKELIHOOD	CONSEQUENCE	RISK ANALYSIS	MITIGATION
Organisation's Operations: Unregulated use of shire sporting facilities	Possible	Moderate	Medium	Form license agreement establishes clear operation conditions
Legal & Compliance: Damage or liability associated with sporting activities	Possible	Major	High	Public liability insurance requirement of \$20 million
Legal & Compliance: Governance risk associated with informal facility use	Possible	Moderate	Medium	Council authorised licence agreement

CONSULTATION

Central Kimberley Football League

COMMENT

The proposed Community Facility Licence Agreement formalises CKFL’s use of the Fitzroy Crossing sporting precinct for the delivery of the 2026 football competition.

Under the agreement, CKFL will have access to the following facilities:

- Fitzroy Crossing Oval
- Fitzroy Crossing Canteen
- Fitzroy Crossing Changerooms
- Fitzroy Crossing Toilets

Access will be granted every Saturday from 8:00am to 9:00pm, commencing 25 April 2026 and concluding 12 September 2026.

This agreement establishes operation conditions including:

- Maintaining the facilities in a clean and tidy condition following use
- Reporting maintenance issues or damages to the Shire
- Ensuring facilities are secured when not in use
- Complying with all applicable legislation and safety requirements
- Maintaining public liability insurance of not less than \$20 million
- Using facilities solely for the authorised purpose of hosting the CKFL competition

The agreement clarifies that the license does not confer an estate or interest in the land and that the Shire retains full control of management of the facility.

Formalising the arrangement through a license agreement ensures appropriate governance, risk management and responsible use of the Shire facilities while supporting an important regional sporting competition.

VOTING REQUIREMENT

Simple majority

ATTACHMENTS

1. **Community Facility Licence Agreement - Central Kimberley Football league Inc**  

RECOMMENDATION

That Council:

1. **AUTHORISES** the Chief Executive Officer to enter into a Community Facility Licence Agreement between the Shire of Derby/West Kimberley and Central Kimberley Football League Inc for the use of the Fitzroy Crossing Oval, Canteen, Changerooms and Toilets for the purposes of hosting fixtures associated with the 2026 Central Kimberley Football League Competition.
2. **APPROVES** the licence fee of \$8,082 (including GST) and a refundable facility hire bond of \$500 for the use of the Fitzroy Crossing Oval, Canteen, Changerooms and Toilets for the duration of the agreement.

Licence Agreement to use Community Facility

Between Shire of Derby/West Kimberley,
and Central Kimberley Football League Inc.

Fitzroy Crossing Oval, Canteen, Changerooms & Toilets

Table of contents

Parties 1

Background..... 1

Operative provisions..... 1

1 Definitions and interpretation 1

2 Grant of Licence 3

3 Conditions Precedent 4

4 Licence Fee 4

5 Licence Fee Review..... 4

6 Licensee Covenants..... 5

7 Licensee to pay for utilities and services 8

8 Comply with Laws 9

9 Risk 9

10 Insurance 9

11 Limit of Shire's liability 10

12 Indemnity and release..... 11

13 Alterations by the Licensee..... 11

14 Assignment 12

15 Costs 12

16 GST..... 13

17 Shire's covenants 13

18 Events of Default 14

19 Termination 15

20 Disputes..... 15

21 Holding Over 16

22 Notices 16

23 Special Conditions 17

24 Discretion of the Shire in its capacity as a Relevant Authority..... 18

25 Miscellaneous 18

Execution and date..... 20

Schedule 1 - Items 21

Schedule 2 – Special Conditions..... 22

Parties

Shire of Derby/West Kimberley, a body corporate pursuant to the Local Government Act 1995 of PO Box 94, Derby, Western Australia (**Shire**)

Central Kimberley Football League Inc, a community-based sporting organisation pursuant to the Associations Incorporation Act 2015 of PO Box 315, Fitzroy Crossing, Western Australia, 6765 (**Licensee**)

Background

- A The Shire owns or manages the Land which includes the Community Facility.
- B The Shire has agreed to grant to the Licensee the right to use and occupy the Licensed Area subject to the terms and conditions contained in this Licence.

Operative provisions

1 Definitions and interpretation

Definitions

1.1 In this Licence the following definitions apply:

Authorised Persons means:

- (a) an agent, employee, licensee, contractor or invitee of the Licensee;
- (b) any person visiting the Licensed Area with the express or implied consent of any person referred to in paragraph (a) of this definition;
- (c) any person claiming under or through the Licensee.

Authorised Use is defined in Item 9 of Schedule 1.

Commencement Date is defined in Item 6 of Schedule 1.

Community Facility is defined in Item 1 of Schedule 1.

Council means the council of the Shire.

Default Interest Rate means 10% per annum above the Reserve Bank of Australia target cash rate from time to time.

End Date is defined in Item 8 of Schedule 1.

Event of Default means any of the events or occurrences set out in clause 18.1 of this Licence.

GST means goods and services tax or similar value added tax levied or imposed in Australia pursuant to the GST Law or otherwise on a supply.

GST Act means *A New Tax System (Goods and Services Tax) Act 1999* (Cth).

GST Law has the same meanings as in the GST Act.

Land is defined in Item 2 of Schedule 1 and where the context so requires includes the Community Facility.

Laws mean all statutes, rules, regulations, proclamations, ordinances, local laws, or by-laws present or future and includes applicable Australian Standards and Codes of Practice as varied from time to time.

Licence means this agreement and the Schedules and, where applicable, any appendices, plans or other attachments to this agreement as amended from time to time.

Licensed Area is defined in Item 3 of Schedule 1.

Licence Fee is defined in Item 4 of Schedule 1.

Minister means Minister for Lands.

Occupiers mean any person (other than the Licensee) with a right to use any part of the Land from time to time.

Party or Parties means respectively a party or parties to this Licence.

Plant and Equipment means the plant and equipment used in connection with the provision of any utilities or services or the heating, cooling, lighting, power or plumbing for the Licensed Area.

Relevant Authority means any government, statutory, public or other authority or body having jurisdiction over the Land or any matter or thing relating to the Land on the Land.

Requirements mean any requirements, notices, orders or directions of any Relevant Authority.

Review Dates is defined in Item 5 of Schedule 1.

Special Conditions means the special conditions set out in Schedule 2.

Term is defined in Item 7 of Schedule 1.

Written Law has the same meaning given to that term in the *Interpretation Act 1984* (WA) as varied from time to time

Interpretation

- 1.2 In the interpretation of this Licence, the following provisions apply unless the context otherwise requires:
 - 1.2.1 Headings are inserted for convenience only and do not affect the interpretation of this Licence.
 - 1.2.2 A reference in this Licence to a business day means a day other than a Saturday, Sunday or public holiday in Perth, Western Australia.

- 1.2.3 If the day on which any act, matter or thing is to be done under this Licence is not a business day, the act, matter or thing must be done on the next business day.
- 1.2.4 A reference in this Licence to dollars or \$ means Australian dollars and all amounts payable under this Licence are payable in Australian dollars.
- 1.2.5 A reference in this Licence to any law, legislation or legislative provision includes any statutory modification, amendment or re-enactment, and any subordinate legislation or regulations issued under that legislation or legislative provision.
- 1.2.6 A reference in this Licence to any agreement or document is to that agreement or document as amended, novated, supplemented or replaced.
- 1.2.7 A reference to a clause, part, schedule or attachment is a reference to a clause, part, schedule or attachment of or to this Licence.
- 1.2.8 An expression importing a natural person includes any company, trust, partnership, joint venture, association, body corporate or governmental agency.
- 1.2.9 Where a word or phrase is given a defined meaning, another part of speech or other grammatical form in respect of that word or phrase has a corresponding meaning.
- 1.2.10 A word which denotes the singular also denotes the plural, a word which denotes the plural also denotes the singular, and a reference to any gender also denotes the other genders.
- 1.2.11 A reference to the word 'include' or 'including' is to be construed without limitation.
- 1.2.12 Any schedules and attachments form part of this Licence.

2 Grant of Licence

- 2.1 The Shire grants to the Licensee, subject to the consent of the Minister (where relevant) and the Licensee accepts, a licence to use the Licensed Area for the Term from the Commencement Date to the End Date solely for the Authorised Use on the terms and conditions of this Licence.
- 2.2 The rights under this Licence are in contract only and no estate or interest in the Licensed Area is conferred on the Licensee by this Licence.
- 2.3 This Licence shall relate only to the Licensed Area and the Shire shall at all times be entitled to use, occupy and deal with the remainder of the Land and the Community Facility without reference to the Licensee.

3 Conditions Precedent

Local Government Condition

- 3.1 This Licence is subject to and expressly conditional on the Shire complying with the procedures set out in section 3.58 of the *Local Government Act 1995* (WA) relating to disposal of property.

Land Administration Act

- 3.2 If the Land is subject to the provisions of the *Land Administration Act 1997* (WA) then this Licence is subject to and expressly conditional on the Minister granting his or her consent to this Licence.

Best Endeavours

- 3.3 The Parties covenant and agree that where relevant, the Parties will each use their best endeavours to satisfy the conditions precedent in clauses 3.1 and 3.2.

Costs

- 3.4 The Shire will bear all costs associated with satisfying the conditions precedent in clauses 3.1 and 3.2.

Refusal or granted subject to conditions

- 3.5 If any approval:
- 3.5.1 is refused; or
 - 3.5.2 granted subject to a condition that the Licensee in its reasonable opinion is unable to comply with, and the Licensee within 10 business days after being notified of the condition elects, by notice in writing to the Shire, to withdraw from this Licence;
- 3.6 then, this Licence, except this clause, ceases to have effect and no party has any claim against the other party.

4 Licence Fee

- 4.1 The Licensee must pay the stipulated User Agreement Fee to the Shire as outlined in Item 4 of Schedule 1, without any deduction or set-off by way or direct payment to the Shire or as the Shire may direct.

5 Licence Fee Review

- 5.1 On a Review Date the Licence Fee shall be reviewed in accordance with the provisions of clauses 5.2 to 5.5 (inclusive).

Licence Fee Review

- 5.2 With effect from each Review Date, the Shire shall review the Licence Fee so that it is an amount determined or calculated in accordance with the then current Shire of

Derby/West Kimberley adopted annual fees for licensing of Shire assets (facilities, buildings and land) and in line with Policy ES5 and any other relevant Policies, which have been passed by resolution of Council.

- 5.3 The Shire shall give the Licensee a notice setting the Licence Fee, however the failure of the Shire to give such a notice before the Review Date does not preclude the Shire from giving such a notice in respect of that Review Date at any later time.

Payment of Reviewed Licence Fee

- 5.4 The Licensee will be liable to pay the reviewed annual Licence Fee from the relevant Review Date whether or not the Shire has notified the Licensee of the amount to which the annual Licence Fee has been varied.
- 5.5 If the Shire has not given notice of the reviewed annual Licence Fee to the Licensee and the Licensee continues to pay Licence Fee at the rate of the current annual Licence Fee until the Shire notifies the Licensee of the reviewed annual Licence Fee, the Licensee will not be in default for non-payment of Licence Fee provided that when the Shire notifies the Licensee of the amount of the reviewed annual Licence Fee, any necessary adjustment is made within 10 business days of service of the Licence Fee review notice.

6 Licensee Covenants

Use

- 6.1 The Licensee must not use or permit the Licensed Area to be used for any purpose other than the Authorised Use.

Improvements and Additions

- 6.2 The Licensee must not erect, construct, build, install or bring any buildings or structures of a permanent nature on the Licensed Area or make any other alterations, additions or improvements on the Licensed Area except in accordance with clause 13 of this Licence.
- 6.3 Unless otherwise agreed in writing, every building and fitting, fixture or structure erected, fixed or placed upon the Licensed Area shall become the absolute property of the Shire and shall not be removed from the Licensed Area or moved to any other part of the Land except with the prior written consent of the Shire.

Maintenance

- 6.4 The Licensee must:
- 6.4.1 maintain the Licensed Area in a good condition and state of repair, except in respect of:
- (i) fair wear and tear; and
 - (ii) damage which is or will be reinstated from the proceeds of insurance;

- 6.4.2 promptly repair any damage to the Licensed Area for which the Licensee is responsible to the satisfaction of the Shire;
- 6.4.3 keep the Licensed Area clean and free from rubbish;
- 6.4.4 not do or omit to do anything which might cause the Licensed Area to deteriorate or become impaired except for fair wear and tear, to be obstructed, or to be in a condition other than a good and sanitary condition;
- 6.4.5 not without the Shire's prior consent, interfere with or modify the electricity supply or its reticulation, or install any electrical equipment on the Licensed Area which might overload the cables, switchboards or sub-boards through which electricity is connected to the Licensed Area;
- 6.4.6 not without the Shire's prior written consent interfere with or modify the drainage or water supply facilities (if any) serving the Licensed Area or any equipment connected to such facility;
- 6.4.7 not without the Shire's prior consent, erect or place on or in the Licensed Area any radio or television aerial or antenna;
- 6.4.8 keep all roads, driveways and access ways (if any) on the Land free of rubbish and debris and ensure that they are not obstructed; and
- 6.4.9 if this Licence is in respect of the whole of the Land, maintain all roads, driveways and access ways (if any) on the Licensed Area.

Report to the Shire

- 6.5 The Licensee shall report promptly to the Shire in writing:
 - 6.5.1 all damage or defects in the Licensed Area of which the Licensee is or ought to be aware; and
 - 6.5.2 any circumstances likely to be a danger or cause any damage or danger to the Licensed Area and the Licensee's fixtures or any person in or on the Licensed Area and the Licensee's fixtures of which the Licensee is aware.
- 6.6 The Licensee must also report all damage, defects or maintenance requests or suggestions to the Shire by submitting an email with the relevant information to SDWK@SDWK.wa.gov.au .

Nuisance

- 6.7 The Licensee must take all reasonable precautions against the outbreak of fire on the Licensed Area and (where it is relevant and required by the Shire) to make firebreaks upon the Licensed Area and at the locations and to the specifications required by the Shire, and, to permit the entry of the Shire its officers and servants or agents on to the Licensed Area for the purpose of abating any fire on or in the vicinity of the Licensed Area.
- 6.8 The Licensee shall not do or permit anything to be done on or in relation to the Land, which may be or may become a danger or a nuisance to the Shire or other persons authorised by the Shire to enter or use the Land or to the owner or occupier of any adjoining or nearby land.

Unlawful Activities

- 6.9 The Licensee must not do or carry on in the Licensed Area any activity which might be harmful, offensive or illegal, or cause a nuisance, damage or disturbance to the Shire or the Occupiers or the owners or occupiers of any nearby properties.

Rubbish

- 6.10 The Licensee must not:
- 6.10.1 place any rubbish on or in any part of the Licensed Area except in a suitable receptacle; or
 - 6.10.2 burn any rubbish in or on the Licensed Area.

Floor Overloading

- 6.11 The Licensee must not do any act or thing which might result in overloading any part of the floor of the Licensed Area.

Goods and Chemicals

- 6.12 The Licensee must not:
- 6.12.1 except for reasonable quantities for normal applications in connection with the Authorised Use of the Licensed Area, bring onto, store or use any chemical or inflammable substance in or on the Licensed Area; and
 - 6.12.2 store goods on or in the Licensed Area other than those necessary for the Authorised Use.
- 6.13 On request, the Licensee must supply the Shire with material safety data sheets for any chemicals or inflammable substance which the Licensee is permitted to bring onto, store or use in or on the Licensed Area under clause 6.12.1 of this Licence.

Signs, advertisements or notices

- 6.14 The Licensee must not display from or affix to the Licensed Area any signs, advertisements or notices visible from outside the Licensed Area without the prior consent of the Shire which the Shire may not unreasonably withhold in the case of a notice:
- 6.14.1 stating the Licensee's name; and
 - 6.14.2 affixed in a place immediately adjacent to the Licensed Area.
- 6.15 If approved, the signage, advertisement or notice must be secured in a substantial and proper manner so as not to cause any damage to the Community Facility or any person and the Licensee must at the end or earlier termination of the Term remove the signage, advertisement or notice and make good any damage.

Inspection by the Shire

- 6.16 The Licensee must permit the Shire to inspect the Licensed Area at all reasonable times.

Security of Licensed Area

- 6.17 The Licensee must securely lock all doors, gates or other openings in, to or on the Licensed Area when the Licensed Area is unoccupied.
- 6.18 The Shire may enter the Licensed Area at any time for any purpose in relation to security, but nothing in this clause makes the Shire responsible in any way for the security of the Licensed Area.

Keys to Licensed Area

- 6.19 If the Licensed Area is able to be locked, the Licensee acknowledges that a maximum of three sets of keys will be provided to the Licensee to obtain access to the Licensed Area. The Licensee must not reproduce any additional key without the Shire's written approval.
- 6.20 The Licensee must pay to the Shire on demand a bond of \$100 for each access key set provided by the Shire.
- 6.21 If the keys are lost, stolen or damaged, the Licensee must pay the cost of replacement of keys and locks to the Licensed Area.
- 6.22 The Licensee must return to the Shire all keys to the Licensed Area at the end or earlier termination of this Licence.

Public Events

- 6.23 The Licensee must not hold any public event at the Licensed Area except with the prior written consent of the Shire and the Minister (where relevant).

Annual General Meeting

- 6.24 On the Commencement Date of this Licence, and at the commencement of any new Term of this Licence, if the Licensee is a community or sports organisation, the Licensee must provide the Shire with a copy of the minutes of each Annual General Meeting, an end of year financial statement report, and also provide updated contact details for each of the persons holding the positions of President, Vice President, Secretary and Treasurer in the community or sports organisation.

Toilets

- 6.25 The toilets, sinks and drains shall be used for their designed purposes only and the Licensee must keep them clear and unobstructed and ensure no substance is deposited into them which could damage or block them.
- 6.26 If toilets are comprised within the Licensed Area, the Licensee must ensure that the toilet facility is kept clean and tidy for the duration of the hire period. Any issues with appropriate toiletries and sanitary bins should be advised to the SDWK as soon as practicable by email SDWK@sdwk.wa.gov.au.

7 Licensee to pay for utilities and services**Utilities and services separately assessed**

- 7.1 In accordance with the proportions outlined in Schedule 2 (Special Conditions) the Licensee must pay to the Shire within 30 days of issue of a tax invoice or, if demand is made by a service provider, the service provider all charges for water, gas, electricity, telephones and other utilities or services, including line charges and the cost of installation of any meter, wiring or other device necessitated by the use of a utility and service or rubbish collection charges which are separately charged or assessed in respect of the Licensed Area or the Licensee.

Utilities and services not separately assessed

- 7.2 In accordance with the proportions outlined in Schedule 2 (Special Conditions) where any charges for water, gas, electricity, telephones and other utilities or services, including line charges and the cost of installation of any meter, wiring or other device necessitated by the use of a utility and service or rubbish collection charges are not separately charged or assessed in respect of the Licensed Area or the Licensee then, the Licensee must pay to the Shire within 30 days of issue of a tax invoice such fair proportion of those utilities and services as determined by the Shire (acting reasonably).

8 Comply with Laws

- 8.1 The Licensee must promptly observe and comply in all respects with all Laws, Requirements and rules relating to the Land and the Community Facility and the Licensee's use of it.

9 Risk

- 9.1 The Licensee agrees to occupy and use the Licensed Area at the Licensee's sole risk.

10 Insurance

Public Risk insurance

- 10.1 The Licensee must during the Term, effect and maintain adequate public risk insurance cover applicable to the Licensee's use of the Licensed Area for at least \$20,000,000 (being the amount which may be paid out arising from any single accident or event) or any increased amount that the Shire may from time to time require.
- 10.2 The Licensee must supply the Shire with a certificate of currency from the insurer on request.

Licensee's Obligation to effect other insurances

- 10.3 In addition to public risk insurance, the Shire may at any time require the Licensee by notice in writing to effect and maintain other policies of insurance relating to the Licensed Area and the Licensee's fixtures or contents or otherwise as reasonably required by the Shire from time to time, including policies of insurance for:

- 10.3.1 employers' indemnity insurance including workers' compensation insurance in respect of all employees and volunteers of the Licensee employed in or about the Licensed Area; and
 - 10.3.2 any other matter or thing which the Shire reasonably requires by notice to the Licensee.
- 10.4 If the Shire has issued a written notice to the Licensee to effect other insurance under clause 10.3, the Licensee must:
- 10.4.1 supply to the Shire the current details of all insurance effected in accordance with this clause, including copies of certificates of insurance or policy documents and receipts for premiums as updated, amended or varied from time to time;
 - 10.4.2 not without the Shire's prior consent, alter the terms or conditions of any policy; and
 - 10.4.3 ensure that each policy of insurance includes a provision for cross liability and waiver of subrogation rights in favour of the Shire.

Licensee not to invalidate insurance

- 10.5 The Licensee must not by any act or omission cause or allow anything to be done which might result in any insurance policy effected under this Licence or in respect of the Licensed Area and the Licensee's fixtures becoming void or voidable or which might increase the premium on any policy.

11 Limit of Shire's liability

No warranties or representations

- 11.1 The Licensee acknowledges and agrees that:
- 11.1.1 all the Licensee's fixtures and other Licensee's property in or on the Licensed Area shall be at the sole risk of the Licensee during the Term and the Shire shall not be liable for any claim, loss or damage that the Licensee may suffer as a result of:
 - (i) any fault in the construction or state of repair of the Licensed Area, the Licensee's fixtures or the Shire's fixtures;
 - (ii) any defect in any of the Plant and Equipment;
 - (iii) any flow, overflow, leakage or breakdown of any water, air-conditioning, gas, power or other source of energy whether from the Licensed Area or otherwise;
 - 11.1.2 the Licensee has not relied on any representation or warranty of the Shire in entering into this Licence and, for this purpose, the Licensee acknowledges that:

- (i) the Licensee has relied on the Licensee's own skill and judgment and has made the Licensee's own enquiries in determining the suitability of the Licensed Area for the Authorised Use; and
- (ii) the Licensee's occupation of the Licensed Area is conclusive evidence of the Licensee's acceptance of the Licensed Area as being in good order, repair and condition at the Commencement Date.

Shire Not Liable

- 11.2 The Shire is not liable to the Licensee and the Licensee will not make a claim against the Shire in respect of any liability resulting from any accident, death, injury, damage to any property (including water damage), equipment, or machinery malfunction, interruption of services, theft or other event of a similar nature in or affecting or the Licensed Area.

Licensee acts at own risk

- 11.3 Unless this Licence provides otherwise, whenever the Licensee is obligated or required by this Licence to do or omit to do any act or thing, the doing or the omission of the act or thing will be at the sole risk and expense of the Licensee.

12 Indemnity and release

General indemnity

- 12.1 The Licensee indemnifies, and shall keep indemnified the Shire and the Minister against all actions, losses, claims, damages, proceedings, suits, demands, costs and expenses for which the Shire or the Minister become liable in respect of loss or damage to property or death or injury of any nature and however or wherever sustained:
- 12.1.1 which are caused or contributed to by the use or occupancy of the Licensed Area by the Licensee or any Authorised Persons;
 - 12.1.2 resulting from an act or omission of the Licensee; or
 - 12.1.3 resulting from a notice, claim or demand against the Licensee to do or refrain from doing anything except to the extent that the Shire is obliged by this Licence to pay for or contribute to the cost of compliance with the notice, claim or demand and fails to do so.

Nature of indemnity

- 12.2 The obligation of the Licensee to indemnify the Shire and the Minister under this Licence or at law is not affected by the obligation of the Licensee to effect insurance and all indemnities shall survive the termination of this Licence.

13 Alterations by the Licensee

- 13.1 The Licensee must obtain the Shire's prior written approval (as distinct from any consent that the Licensee may require from the Shire as Relevant Authority) if the

Licensee wishes to carry out any work not provided for in any plans previously approved by the Shire.

- 13.2 The Shire may in its absolute discretion decline consent, or may require a variation of this licence or require a new licence be entered into at the cost of the Licensee to record any such alteration.
- 13.3 For the avoidance of any doubt, the Licensee must obtain and comply with all necessary consents and will be responsible for all costs in carrying out any approved alterations and must comply with the Shire's reasonable directions in carrying out any work.

14 Assignment

- 14.1 The Licensee shall not transfer or assign or sub-licence its rights under this Licence except with the prior written consent of the Shire and the Minister (where relevant), which may be withheld at the absolute discretion of the Shire or the Minister.

15 Costs

Costs

- 15.1 The Licensee must pay or reimburse the Shire on demand for all the Shire's reasonable costs and expenses (including the Shire's legal and consultancy costs and expenses) in relation to:
- 15.1.1 the preparation, execution, negotiation, and stamping of this Licence;
 - 15.1.2 the exercise or enforcement by the Shire of any right under this Licence;
 - 15.1.3 any act or omission by the Licensee causing cost or expense to the Shire; and
 - 15.1.4 obtaining or giving any consent or approval under this Licence, or a variation or surrender of this Licence.

Duty and other costs

- 15.2 The Licensee must pay or reimburse the Shire on demand for all duty, taxes, levies, charges and fees, and fines and penalties in respect of any of them, which may be payable in connection with this Licence.

Interest on other moneys

- 15.3 If any monies payable by the Licensee remain unpaid for 30 days after their due date then the Licensee shall pay to the Shire interest on those payments at the Default Interest Rate calculated from their due date to the date of payment and such interest shall be compounded monthly.

16 GST

- 16.1 The Licence Fee and other moneys payable under this Licence may have been calculated without regard to GST, and the Shire and the Licensee agree that the Shire shall be entitled to charge an additional amount if the Shire becomes subject to GST as a result of the grant of this Licence or any supply to the Licensee under or in connection with this Licence, and the following provisions shall apply.
- 16.2 The Licensee must do everything reasonably requested by the Shire to ensure this Licence is treated as taxable for the purposes of the GST, the Licensee must pay the GST to the Shire at the same time as the payment to which the GST relates, and the Licence Fee and other amounts payable under this Licence are exclusive of GST.
- 16.3 The Licensee must pay to the Shire on demand any GST charged on goods and services acquired or payable or paid by the Shire in connection with this Licence or the Licensed Area, including but not limited to any GST payable in connection with or in respect of the provision of any utilities and services and the Licence Fee;
- 16.4 Words used in this clause which have a defined meaning in the GST Law have the same meanings as in the GST Law unless the context indicates otherwise.

17 Shire's covenants**Shire's responsibility for repairs and maintenance**

- 17.1 The Shire must keep and maintain the building, all building services and the Shire's improvements on the Land in good order and condition but the Shire shall not be liable or responsible for any:
- 17.1.1 repair or maintenance of any alterations carried out by the Licensee in accordance with clause 13;
 - 17.1.2 repair or maintenance which the Licensee is responsible for under the terms of this Licence; or
 - 17.1.3 repair or maintenance that is not reasonably necessary for the Licensee's use of the Licensed Area as determined by the Shire (acting reasonably).
- 17.2 Unless otherwise provided in this Licence, the Shire is responsible for organising and paying for annual pest control inspections, servicing of fire extinguishers, exit lights, security lights, fire hydrants, air conditioners (not owned by the Licensee) and recertification of any fall arrest systems located in the Community Facility.

Shire's Right of Access

- 17.3 The Shire and the Shire's employees and contractors may at all reasonable times (and at any time in the case of an emergency) enter the Licensed Area with all necessary equipment to carry out repairs, maintenance or improvements to the Licensed Area (or adjacent areas), including to:
- 17.3.1 carry out any repairs or maintenance to the building or building services on the Land that is not the Licensee's responsibility under the terms of this Licence;

- 17.3.2 construct new structures on the Licensed Area;
- 17.3.3 alter, add to, extend, reduce the size of, or otherwise modify, existing structures on the Licensed Area; or
- 17.3.4 carry out any other works that the Shire considers necessary.

Shire's right to remedy default

- 17.4 The Shire may, if the Licensee is in default of any repair notice given by the Shire under this Licence or, if any repairs that the Licensee is responsible for under this Licence are required to be undertaken as a matter of urgency then, without prejudice to the Shire's rights under this Licence, the Shire and the Shire's employees and contractors with all necessary equipment at all reasonable times may enter the Licensed Area to carry out such works and the costs of carrying out such works shall be payable by the Licensee to the Shire on demand.

Shire's right to deal with Land

- 17.5 The Shire may grant easements of support or any other easements or similar rights over any part of the Land or the Licensed Area or dedicate, transfer or otherwise deal with any part of the Land or the Licensed Area in favour of another person for any reason whatsoever.

No undue interference

- 17.6 In exercising the Shire's rights in clause 17.3 to clause 17.5 (inclusive), the Shire must use its reasonable endeavours not to cause any undue interference with the Authorised Use but in no event will the Shire be responsible for any compensation or liable for any loss suffered by the Licensee.

18 Events of Default**Default**

- 18.1 An event of default occurs if:
- 18.1.1 the Licence Fee is at any time unpaid for 30 days after becoming due whether formally demanded or not;
 - 18.1.2 the Licensee fails to comply with any of its other obligations under this Licence and that failure is not, in the reasonable opinion of the Shire, remediable;
 - 18.1.3 the failure described in clause 18.1.2 is remediable, and the Licensee does not remedy the failure within 30 days, or a longer period reasonably determined by the Shire after receipt by the Licensee of a notice from the Shire specifying the failure;
 - 18.1.4 in the event of insolvency, receivership, bankruptcy or liquidation of the Licensee; or

- 18.1.5 if the Licensee makes or enters into or endeavour to make or enter into any composition assignment or other arrangement with or for the benefit of the Licensee's creditors.

Shire's right to terminate

- 18.2 If an event of default occurs, the Shire may terminate this Licence by written notice to the Licensee.

Other rights of Shire

- 18.3 Any action taken by the Shire under clause 17 is without prejudice to any other rights of the Shire and does not release the Licensee from liability under this Licence.

19 Termination

Licensed Area

- 19.1 At the end or earlier termination of this Licence, the Licensee must ensure that the Licensed Area is in a condition consistent with the compliance of the Licensee's obligations during the Term and deliver to the Shire all keys, access cards and other security devices for the Licensed Area.

Removal of Licensee's fixtures, fittings and chattels

- 19.2 At the end or earlier termination of this Licence, the Licensee must remove all the Licensee's chattels and, if required by the Shire, any fixture, fitting or structure erected by the Licensee during the Term, and make good at the Licensee's cost any resulting damage and if not removed within five business days or a longer period as reasonably determined by the Shire after the date of termination, ownership of those chattels, fixtures, fittings and structures may at the Shire's election pass to the Shire or the Shire may in a proper and workmanlike manner remove them from the Licensed Area and either store them or forward them to a refuse collection centre.
- 19.3 The cost of making good the resulting damage and the cost of removal, storage and disposal shall be recoverable from the Licensee as a debt due on demand and the Shire shall not be responsible for any compensation or liable for any loss suffered by the Licensee.

Survival

- 19.4 The covenants contained in this Licence which expressly or impliedly survive termination shall remain in full force and effect after the termination of this Licence without limit in time and shall not be or be deemed to be waived, merged or extinguished upon such termination.

20 Disputes

Mediation

- 20.1 If a dispute arises in relation to this Licence, either Party may give the other a notice requiring that an attempt be made to resolve the dispute with the help of a mediator to be appointed jointly by the Parties.

- 20.2 If the Parties do not agree on a mediator within seven days after the notice is given, either Party is entitled to ask the Australian Commercial Disputes Centre (ACDC) or such other body that has similar powers at the time of the dispute to appoint the mediator.
- 20.3 The mediation is to be conducted in accordance with the procedure set out in the ACDC Commercial Mediation Agreement or, if at the relevant time there is no such agreement or an agreement substituted for it, in accordance with the procedure determined by the mediator in consultation with the Parties. Each of the Parties must co-operate fully with the mediator.
- 20.4 The Parties must each pay an equal share of the fees and expenses to which the mediator is entitled.

Arbitration

- 20.5 If the dispute has not been resolved by mediation under clause 20.3 within two months of a party requiring mediation, either Party may give the other Party a notice requiring that a dispute be resolved by arbitration under the *Commercial Arbitration Act 2012 (WA)* by an arbitrator appointed jointly by the Parties.
- 20.6 If the Parties do not agree on an arbitrator within seven days after the notice of arbitration is given, either Party is entitled to ask the ACDC or such other body that has similar powers at the time of the dispute to appoint the arbitrator.
- 20.7 The arbitration must be conducted in accordance with the *Commercial Arbitration Act 2012 (WA)*. Each of the Parties must co-operate fully with the arbitrator.
- 20.8 Either Party is entitled to appeal to the Court of competent jurisdiction on any question of law arising out of an award.

Right to seek injunctions

- 20.9 For the avoidance of any doubt, nothing in this clause 20 shall be construed as limiting the rights of either Party to seek urgent injunctive orders from a Court of competent jurisdiction to restrain the other Party from an ongoing or repetitive breach of this Licence where an order for damages would not be an adequate remedy.

21 Holding Over

- 21.1 If the Licensee continues to use the Licensed Area after the expiry of the Term with the consent of the Shire, the Licensee will be a monthly licensee of the Shire at the same rate as the then Licence Fee payable by the Licensee immediately prior to expiry of the Term.

22 Notices

Giving notices

- 22.1 Any notice or communication given to a Party under this Licence is only given if it is in writing and sent in one of the following ways:

- 22.1.1 Delivered or posted to that Party at its address and marked for the attention of the relevant department or officer (if any) set out below.
- 22.1.2 Emailed to that Party at its email address and marked for the attention of the relevant department or officer (if any) set out below.

The Shire

Name: Shire of Derby/West Kimberley
 Address: Post Office Box 94
 Derby, WA 6728
 Email: SDWK@SDWK.wa.gov.au
 Attention: Community Development Manager Fitzroy Crossing

The Licensee

Name: Central Kimberley Football Basketball League
 Address: PO Box 315, Fitzroy Crossing WA 6765
 Email: ckfl2022@gmail.com
 Attention: Club Manager

Change of physical or email address

- 22.2 If a Party gives the other Party three business days' notice of a change of its address or email address, any notice or communication is only given by that other Party if it is delivered, posted or emailed to the latest address.

Time notice is given

- 22.3 Any notice or communication is to be treated as given at the following time:
 - 22.3.1 If it is delivered, when it is left at the relevant address; or
 - 22.3.2 If it is sent by post, five business days after it is posted; or
 - 22.3.3 If it is sent by email, as soon as the sender receives from the sender's email address, a report of an error free transmission to the correct email address.
- 22.4 However, if any notice or communication is given, on a day that is not a business day or after 5pm on a business day, in the place of the Party to whom it is sent it is to be treated as having been given at the beginning of the next business day.

Copies of notices etc

- 22.5 If a Party is required by any term of this Licence to give a copy of any notice or communication to a person, the failure to give the copy of it to the person may not be raised to rebut that it was effectively given.

23 Special Conditions

- 23.1 The Parties acknowledge and agree that the Special Conditions (as provided in Schedule 2) form part of this Licence.

- 23.2 In the event that the Special Conditions are inconsistent with the terms of the Licence, then the Special Conditions shall prevail to the extent of such inconsistency.

24 Discretion of the Shire in its capacity as a Relevant Authority

- 24.1 Nothing in this Licence shall fetter or be construed as an attempt to fetter the discretion or the powers of the Shire in its capacity as a Relevant Authority under any Written Law and in particular does not fetter the Shire in its capacity as a Relevant Authority with regard to the approval or imposition of conditions on any approval required for the development of the Land or carrying out of any alterations, additions or improvements on the Licensed Area in accordance with the terms of this Licence.

25 Miscellaneous

Approvals and consents

- 25.1 Unless this Licence expressly provides otherwise, a Party may give or withhold an approval or consent in that Party's absolute discretion and subject to any conditions determined by the Party. A Party is not obliged to give its reasons for giving or withholding a consent or approval or for giving a consent or approval subject to conditions.
- 25.2 Where this Licence refers to a matter being to the 'satisfaction' of a Party, this means to the satisfaction of that Party in its absolute discretion.

Entire agreement

- 25.3 This Licence contains everything the Parties have agreed in relation to the subject matter it deals with. No Party can rely on an earlier written document or anything said or done by or on behalf of another Party before this Licence was executed.

Further acts

- 25.4 Each party must at its own expense promptly execute all documents and do or use reasonable endeavours to cause a third party to do all things that another Party from time to time may reasonably request in order to give effect to, perfect or complete this Licence and all transactions incidental to it.

Governing law and jurisdiction

- 25.5 This Licence is governed by the law of Western Australia. The Parties submit to the non-exclusive jurisdiction of its courts and courts of appeal from them. The Parties will not object to the exercise of jurisdiction by those courts on any basis.

Joint and individual liability and benefits

- 25.6 Except as otherwise set out in this Licence, any agreement, covenant, representation or warranty under this Licence by two or more persons binds them jointly and each of them individually, and any benefit in favour of two or more persons is for the benefit of them jointly and each of them individually.

Severability

- 25.7 Each provision of this Licence is individually severable. If any provision is or becomes illegal, unenforceable or invalid in any jurisdiction it is to be treated as being severed from this Licence in the relevant jurisdiction, but the rest of this Licence will not be affected. The legality, validity and enforceability of the provision in any other jurisdiction will not be affected.

Counterparts

- 25.8 This Licence may be executed in any number of counterparts each of which is an original and all of which constitute one and the same agreement.

Variation

- 25.9 No variation of this Licence will be of any force or effect unless it is in writing and signed by each Party to this Licence.

Waivers

- 25.10 A waiver of any right, power or remedy under this Licence must be in writing signed by the Party granting it. A waiver is only effective in relation to the particular obligation or breach in respect of which it is given. It is not to be taken as an implied waiver of any other obligation or breach or as an implied waiver of that obligation or breach in relation to any other occasion.
- 25.11 The fact that a Party fails to do, or delays in doing, something the Party is entitled to do under this Licence does not amount to a waiver.

Execution and date

Executed as an agreement.

Date:

Signature of Chief Executive Officer

Print Name of Chief Executive Officer

Date:

Signature of Club Manager

Print Name of Club Manager

Schedule 1 - Items**Item 1****Community Facility**

Fitzroy Crossing Oval, Fitzroy Crossing Canteen, Fitzroy Crossing Changerooms & Toilets

Lot 101 Fallon Road, Fitzroy Crossing WA 6765

Item 2**Land**

Lot 101 Fallon Road, Fitzroy Crossing

Item 3**Licensed Area**

The Licensee is permitted access to the Fitzroy Crossing Oval, Canteen, Change Rooms and Toilets every Saturday from **8:00am to 9:00pm**, commencing **25 April 2026** and concluding **12 September 2026**, in accordance with the agreed schedule.

Item 4**Licence Fee**

Fitzroy Crossing Canteen \$2185

Fitzroy Crossing Oval \$1050

Fitzroy Crossing Changerooms & Toilets \$4347

Refundable Facility Hire Bond \$500

The Licence Fee is \$8082 per annum including GST.

Item 5**Review Date**

On each date that the adopted fees for licensing of Shire assets (facilities, buildings and land) in Policy ES5 is reviewed during the Term of this Licence and any holding over period.

Item 6**Commencement Date**

Saturday the 25th of April 2026

Item 7**Term**

12 Months

Item 8**End Date**

Saturday 12th of September 2026

Item 9**Authorised Use**

Central Kimberley Football League 2025 Competition

Schedule 2 – Special Conditions

Special Conditions are set out below

A Conditions Precedent

Nil

B Utilities and Services

The Licensee must pay the cost of the utilities and services as set out in the table below. For the avoidance of any doubt, if there are any inconsistencies between clause 7 of this Licence and the table set out below, the Parties agree that the table will prevail.

Utility or service	Amount payable by Licensee
WA State Government Land Tax	0%
WA State Government DFES Levy	0%
Water Corporation – Annual Water/Sewerage Rates Charge (or appropriate similar charge if Shire supplied service)	0%
Water Corporation - Water Consumption Charges (or appropriate similar charge if Shire supplied service)	0%
Gas Charges (Annual Charge and Consumption)	0%
Electricity (Annual/Fixed Charges and Consumption)	0%
Telephones (Annual/Fixed Charges and Consumption)	0%
Cost of installation of any meter, wiring or other device necessitated by the use of a utility and service	0%
Cost of annual pest control inspections, servicing of fire extinguishers, exit lights, security lights, fire hydrants, air conditioners (not owned by the Lessee) and recertification of any fall arrest	0%

systems in place	
Shire of Derby/West Kimberley's Annual Local Government Rates	0%
Cost of rubbish collection including emptying wheelie bins and 1100 bins	0%
Cost of annual licences (e.g. food surveillance fee)	0%

C Other special conditions

- (a) The user is permitted to store approved club equipment in an allocated storage cage located within the toilet / changeroom building. The user is to store items at their own risk and will store items in such a manner as not to impede other users of the facility or the operational standards set out by Shire Derby West/Kimberley. Storage will be of an agreed size requirement and must have the ability to be moved without added risk to Shire Derby West/Kimberley personnel and other equipment or building requirements. Equipment is not permitted to be stored outside of the allocated cage.

17 DEVELOPMENT SERVICES

Nil

18 INFRASTRUCTURE

18.1 SEALED ROADS MANAGEMENT PLAN 2026 - 2031

File Number: 8158

Author: Wayne Neate, Director Technical and Development Services

Responsible Officer: Tamara Clarkson, Chief Executive Officer

Authority/Discretion: Executive

SUMMARY

This item is for Council to consider the endorsement of the draft Sealed Roads Management Plan 2026 - 2031.

DISCLOSURE OF ANY INTEREST

Nil by Author and Nil by Responsible Officer

BACKGROUND

The Road Management Strategy 2020 to 2025 was developed and adopted by Council at its April 2020 Ordinary Council Meeting (Res63/20). The Strategy is designed to be reviewed annually to confirm to the strategic direction of Council and has since been reviewed and endorsed by Council each year thereafter.

STATUTORY ENVIRONMENT

Local Government Act 1995 – section 3.53 - The care, control and management of public roads is with the Local Government Authorities and *Land Administration Act 1997* – section s.55 (2)
Integrated Reporting Framework – assists with Asset Management Plan and Long-term Financial Plan.

POLICY IMPLICATIONS

Nil.

FINANCIAL IMPLICATIONS

Nil.

STRATEGIC IMPLICATIONS

GOAL	OUR PRIORITIES	WE WILL
4. Environment	4.2 Liveable Communities	4.2.3 Encourage and facilitate the maintenance and development of infrastructure that connects our communities

RISK MANAGEMENT CONSIDERATIONS

RISK	LIKELIHOOD	CONSEQUENCE	RISK ANALYSIS	MITIGATION
<p>Organisation's Operations:</p> <p>The Long-term asset management objectives and goals of the Shire are not met.</p>	Possible	Minor	Medium	The Strategy and supporting documentation provide direction to staff and Councillors alike to endeavour to meet asset management goals.

CONSULTATION

Internal

External - subject matter experts and road user groups

COMMENT

The Shire has a Council endorsed rural road maintenance strategy where by the number of grades and road maintenance methods are prescribed based on the hierarchy of the road. This hierarchy is based on usage and what assets and services are accessed along the road to derive its importance.

A similar hierarchy has been used to develop the current plan for the sealed roads and adopts similar principles to the rural road maintenance strategy that considers asset level (condition assessment) and safety factors of the road. These have been used to determine the importance of a road which then assists in the allocation of funds for projects on roads in accordance with the hierarchy.

The Shire currently receives funding for roads via several different funding streams. These are explained within the plan and this allocation of funding is also used to provide for capital and improvement works across rural roads.

The ideal allocation of these funds is 66% expenditure on sealed roads and 34% expenditure on unsealed roads. This is based purely on asset value not community expectation. This split of funding on the sealed and un-sealed portions of the road network will vary year to year as per the capital funds available and the changing conditions of the road network.

This plan provides strategic direction for officers to source funds through applying for grants. Many grants have significant lead times with some as long as two years ahead of when the works would be programmed to be undertaken.

VOTING REQUIREMENT

Simple majority

ATTACHMENTS

- Draft Sealed Roads Management Plan 2026 - 2031**  

RECOMMENDATION

That Council ENDORSE the Sealed Roads Management Plan 2026 – 2031.



Shire of Derby / West Kimberley

Sealed Roads Management Plan 2026 - 2031

 www.sdwk.wa.gov.au

Sealed Roads Management Plan 2026 - 2031

Table of Contents

Document Control 3

SECTION 1. Executive Summary 4

SECTION 2. Introduction..... 4

 2.1 Background..... 4

 2.1.1 Relationship between the Sealed Road Management Plan and Legislation..... 4

 2.1.2 Purpose..... 4

 2.1.3 Execution 4

 2.1.4 Key Stakeholders..... 5

 2.1.5 Duty of road users 5

 2.1.6 Budget..... 5

SECTION 3. Road Asset Description 4

 3.1 Overview 4

 3.2 Assets covered 4

 3.3 Roads Maintained by the Shire 4

 3.4 Existing Condition of Shire Roads..... 4

SECTION 4. Road Infrastructure Hierarchy 4

 4.1 Road Hierarchy..... 4

 4.2 Road Treatment by Hierarchy 5

 4.3 Proposed Maintenance Practices 5

 4.4 Town and Rural Road Treatments 5

SECTION 5. Performance Standards 4

 5.1 Objectives 4

 5.2 Hazard and Defect Inspections 4

 5.3 Hazard Identification 4

 5.4 Defect Intervention Level and Rectification Time 4

SECTION 6. Network Challenges and Potential Solutions 4

SECTION 7. Review of Sealed Road Management Plan 4

SECTION 8. Definitions 5

APPENDIX 1. Five Year Funding Program 7

APPENDIX 2. Road Hierarchy..... 8

APPENDIX 3. Forward Works Program 15

APPENDIX 4. SDWK 5 Year Reseal Program..... 16

APPENDIX 5. Service Levels 19

APPENDIX 6. Defect Intervention Level and Rectification Time..... 23

APPENDIX 7. Maps Showing Location of SDWK Sealed Road Network 24

APPENDIX 8. Visual Assessment of Road Pavement Manual 30

APPENDIX 9. How to Assess Road Pavement Condition Manual 33

APPENDIX 10. Sample Photos – Sealed Road Conditions..... 37

Sealed Roads Management Plan 2026 - 2031

Document Control

Revision	Date	Details	Authorship	Approved
A	Nov 2015	Draft for Review	MES / AMC	EMTDS
B	Dec 2015	Draft reviewed after comments	MES / AMC	EMTDS
C	Sept 2018	Further review to road ranking system	MES / AMC	EMTDS
1	March 2020	Plan for adoption by Council	MES	DTDS
1.1	April 2021	Annual revision	DTDS	DTDS
1.2	May 2022	Annual revision	DTDS	DTDS
1.3	April 2023	Annual revision	DTDS	DTDS
1.4	April 2024	Annual revision	MI	DI
1.5	Feb 2026	Annual revision	DI	DI

SECTION 1. Executive Summary

In accordance with the Council Plan 2026-2036 and objective 8.1 Facilitate the delivery of safe roads, paths, supporting infrastructure and transport services, the Infrastructure Department is now undertaking an annual reviews of the strategy as a working document. The roads within the strategy have undergone a review and various inspections to ensure the current maintenance practices for our sealed roads is accurate and getting the community the best value for their money.

The purpose of this Sealed Road Management Plan (this Plan) is to establish a management system for Shire of Derby / West Kimberley (the Shire) for the discharge of its duty to inspect, maintain and repair its public sealed roads based on policy and operational objectives as well as available resources.

This Plan has been prepared in accordance with the requirements of the following statutory requirements:

- *Local Government Act 1995*
- *Local Government Regulations 1996*
- Department of Local Government Integrated Planning and Reporting Framework
- AS/ISO 55001:2014 Asset Management – Management Systems – Requirements

In accordance with the requirements of these documents, this plan includes and references:

- i. A Road Register with a description of those assets on sealed roads for which the Shire is responsible;
- ii. The standard or target service level for those assets to be maintained by the Shire; and
- iii. A management system that documents how the Shire discharges its duty to inspect, maintain and repair sealed roads for which it is responsible.

Inspection activities are undertaken at frequencies relative to the road hierarchy while the prioritisation of maintenance and repair activities are based on an assessment of the risks associated with individual defects.

A tolerable level of defect is defined as a condition that does not require immediate attention based on a standardised risk assessment and future programmed works are scheduled.

In establishing its budget priorities, the Council seeks to strike a balance between the need to invest in new infrastructure for a growing community while providing levels of service consistent with community expectations for existing assets.

Road based maintenance and rehabilitation works are coordinated by the Shire's Infrastructure Services Department using a combination of internal and external labour and equipment. Detailed operational procedures specify how the various activities are to be undertaken and the technical standards to be achieved.

Community requests for works to be undertaken are recorded in the council's customer request system. This system has full audit capability and individual requests can be updated as works are programmed or undertaken so that customers who enquire can be advised of the status of their request.

SECTION 2. Introduction

2.1 Background

2.1.1 Relationship between the Sealed Road Management Plan and Legislation

The Local Government Act 1995 and the Local Government Regulations 1996 establish the powers, duties and functions of Local Government authorities.

The Department of Local Government Integrated Planning and Reporting Framework (the Framework) and its Guidelines outline the minimum planning and reporting methodology to achieve the outcomes prescribed in the legislation. They are not intended to restrict the range of processes that may be undertaken within a local government to achieve those outcomes. The Framework also requires Local Government authorities to develop and publish road management plans incorporating the performance of their duties in relation to the inspection, maintenance and repair of roads, having regard to the type of road, the resources available to the council and its budgetary and policy priorities.

2.1.2 Purpose

The purpose of this Road Asset Management Plan is to ensure Council has in place a plan that helps Council to achieve the following objectives:

1. Ensure that a safe and efficient network of Shire public roads is provided primarily for travel and transport.
2. Provide a structure for a road management plan which will ensure that the public roads in the Shire of Derby/West Kimberley
 - are capable of functioning as they were built to function;
 - are able to meet future needs in a growth environment; and
 - continue to meet the needs and expectations of the community and other key stakeholders.
3. Within that structure, advance Council's road management practice to achieve the strategic objectives of the Council Plan 2026-20236 under section 8.1 Facilitate the delivery of safe roads, paths, supporting infrastructure and transport services.
4. Prioritise management to provide the best value for money to the community whilst respecting budget restraints.
5. Adhere to good practice of road construction and management.

2.1.3 Execution

To achieve the objectives in Clause 2.1.2, this Plan provides details in the following key management areas that are central to Council's role as the road authority for municipal public roads:

- a) Provide descriptions of the types of road and road-related infrastructure assets covered by this Plan.
- b) Set up a road hierarchy classification to facilitate the setting of performance standards. The details are in Section 4, Road Infrastructure Hierarchy.
- c) Set relevant performance standards to help with the discharge of Council's duties. The details are in section 5, Performance Standards.
- d) Address network wide challenges faced by the road network. The details are in section 6, Network Challenges and Potential Solutions.

2.1.4 Key Stakeholders

Key stakeholders who will be affected by this Sealed Road Management Plan in the Shire of Derby / West Kimberley include:

- The community - ratepayers, residents, business, industry, health, education.
- Road users such as pedestrians, bicyclists, motorcyclists, public transport passengers and vehicle drivers and passengers.
- Transport service providers - transport operators, bus operators and service providers supporting the delivery of transport and freight services.
- Emergency services.
- Public Utilities such as water, sewerage, drainage, electricity, telephone, telecommunications and other like services
- Land / mine developers and their respective consultants and contractors.
- Road authorities / agencies of State and Federal governments.
- Federal and State government departments and agencies such as the Department of Housing, the Department of Health, the Department of Indigenous Affairs and the Parks and Wildlife Service.
- Private road owners such as pastoral stations, indigenous communities, business, industry, body corporate.
- Elected representatives.
- Council staff and consultants and contractors.

2.1.5 Duty of road users

This Plan is predicated on the basis that the road users also have certain obligations and responsibilities to drive safely according to the prevailing conditions, to have regard to the rights of other road users, the community and infrastructure managers, and to avoid damaging infrastructure.

2.1.6 Budget

The annual Budget has been developed within an overall financial planning framework that guides Council in identifying community needs and expectations over the short, medium and long term. In preparing the annual Budget, funding requirements for each year are linked with the objectives contained in the Council Plan 2026-2036.

In relation to road and road-related infrastructure assets that provide road transport service, Council recognises the importance of balancing appropriate performance standards with what the communities able to afford and sustain. In balancing the funding level for the inspection, maintenance, repairs, upkeep, rehabilitation and renewal of road and road-related infrastructure assets, Council gives regards to the following key considerations –

- preservation of existing assets in an appropriate and safe working condition;
- market constraints in manpower, plant and equipment, building materials and contractors; and
- budget / financial constraints.

The performance standards set in Section 5 of this Plan reflects such balance.

Council Roads Management Plan 2025 - 2031

Appendix 1 details the proposed 5 Year Funding Program. Funding sources for this program include:

- Road Project Grants – funded 2/3 Main Roads WA Regional Road Group to 1/3 Local Government
- Roads to Recovery – 100% Commonwealth funded, funding restricted to road infrastructure, current program expires 30 June 2029.
- Financial Assistance Grant – road portion of grant, no restriction on eligible projects
- Direct Grant – restricted to use on road projects
- Remote Aboriginal Access Roads (RAAR) – funding not included in Appendix 1 as this funding is restricted for rural roads which are generally unsealed. Funding apportioned 2/3 Commonwealth, 1/3 State
- Blackspot – restricted to approved projects based on either Crash Statistics or Road Safety Audit. Federal Blackspot 100% Commonwealth funded, State Blackspot 2/3 State and 1/3 Local Government funded.

SECTION 3. Road Asset Description

This section provides the details of road infrastructure and road-related infrastructure assets that are being covered under this Plan.

3.1 Overview

The Shire of covers an area of approximately 120,146 square kilometres, with a population of approximately 8,433 persons spread between towns, communities and pastoral stations.

In regard to rural roads, and town sealed roads assets the Shire is responsible for –

- 100+ kilometres of sealed public roads;
- Approximately 763,500m² of sealed public roads.
- Roads are measured in Single Lane Kilometres (SLK)
- Sides of the road are designated according to the SLK (ie. Left / Right from SLK 0.00 to end of road).

3.2 Assets covered

The road infrastructure assets covered in this Plan are trafficable road pavements.

Road-related infrastructure assets to be covered in future revisions of this plan include:

- kerbs
- road shoulder and verge
- road drains including features such as culverts and table drains
- guide posts / signs
- paths including footpaths and shared paths.

3.3 Roads Maintained by the Shire

Current Shire of Derby/West Kimberley policy accepts the responsibility for the maintenance of all current public roads listed within the Shire's RAMM database. Some roads are also identified as part of Main Roads WA's "Roads 2040 Regional Road Development Strategies" identifying them as a road of significance where additional funding may be available through the annual Road Project Grants funding program.

3.4 Existing Condition of Shire Roads

The existing condition of the Shire's roads vary quite considerably from road to road and across the Shire. It is proposed that the works program shall be reviewed annually and defined by a hierarchy and inspections on the condition of the network.

Below are some photographic examples of the Shire's road network and some of the influencing factors that will be discussed within the hierarchy. TALIS Consultants completed a visual condition assessment of the road network at the end of 2025 and produced data for the sealed road network. This data has been reviewed internally and via an external consultant to determine the priorities for road upgrades and resealing works which is the basis of a Forward Works Program (FWP) contained within this Road Management Plan.

Local Roads Management Plan 2020 - 2031







Influencing Element	Indicative Photograph		
<p>Demand</p> <ul style="list-style-type: none"> • Very High (>1000vpd*) • High (500-1000vpd) • Medium (200-500vpd) • Low (100-200vpd) • Very Low (<100vpd) • *vpd - vehicles per day 	 <p style="text-align: center;">High Demand Main Street</p>	 <p style="text-align: center;">Medium Demand Industrial Area</p>	 <p style="text-align: center;">Very Low Demand Rural / Remote</p>
<p>Road Type</p> <ul style="list-style-type: none"> • Unkerbed • Kerb one side • Kerb both sides 	 <p style="text-align: center;">Kerb both sides Built up both sides</p>	 <p style="text-align: center;">Kerb one side Built up one side</p>	 <p style="text-align: center;">Unkerbed Rural / remote</p>

Figure 1: Possible Road Section Category Matrix

SECTION 4. Road Infrastructure Hierarchy

This section describes the hierarchy classification proposed in this Plan. A hierarchy classification for Shire roads assists in determining relevant performance standards (see Section 5) for key maintenance areas such as inspection, maintenance and repairs. It also assists in other management activities such as allocating resources and specifying design and construction standards.

4.1 Road Hierarchy

A hierarchy classification is used to group roads on the basis of the service levels that they provide in a road transport network. The hierarchy system then allows a service level to be provided or give a more accurate indication on what the road provides to the general community. The categories of service that have been used within this plan are as follows;

- Businesses (number of businesses on a road)
- Town Planning Scheme zoning (possibility of increased density and traffic)
- Visitor accommodation facilities along road
- School zone along road
- Traffic Volume (used to determine usage on road)
- Restricted Access Vehicle route
- Road Classification (as per RAMM)
- Road importance to SDWK Road Network (included in Roads 2030)

For Shire public roads, a Five tier hierarchy classification is proposed. Roads are classified through 1 to 5 in accordance with the above factors.

1 (Road Importance – Very High)

Roads of this classification are in a poor condition where routine maintenance will not increase the life of the asset to the expected standard. Subsequently, they require urgent reconstruction to remediate any structural pavement defects.

2 (Road Importance – High)

Roads of this classification are in a fair condition where the intervention period for pavement reconstruction can be extended by resealing the pavement.

3 (Road Importance – Medium)

Roads of this classification are in a reasonable condition where a reseal will extend the life of the asset to the expected standard.

4 (Road Importance – Low)

Roads of this classification are in a good condition and only require minor routine patching to maintain the asset to the expected standard.

5 (Road Importance – Very Low)

Roads of this classification have been constructed, reconstructed or resealed within the last 5 years to maintain the asset to the expected standard.

A Summary of each road's proposed rating is included in Appendix 1

4.2 Road Treatment by Hierarchy

The road hierarchy as attached in Appendix 1 defines the roads in accordance with the categories selected by the officers conducting the review. The categories defined the roads by use, what they service and importance under both Roads 2040 and RAMM. What the hierarchy does not consider is the unaccountable factors that can only be determined onsite or by officer's familiar with the use of the road.

Subsequently, there cannot be a road treatment by hierarchy alone. However, it can significantly help to gain a broad understanding of the network and develop the plan for the road treatment, along with local knowledge around use and seasonal conditions.

4.3 Proposed Maintenance Practices

As discussed previously, options for the ongoing management of the Shire's road network have historically been determined using a combination of local knowledge and engineering standards. This has resulted in some roads being reconstructed and some roads being regularly maintained, whilst other roads have not been maintained at all.

This plan was prepared to provide the greatest long and short term benefit to the Shire of Derby/West Kimberley as the asset manager, and also to the thousands of users of the road whether they are pastoral Station users, tourists or the many service agencies and other motorists travelling the road network.

4.4 Town and Rural Road Treatments

Proposed Treatments are included in the Forward Works Program attached in Appendix 3.

SECTION 5. Performance Standards

In this Section, Council sets the performance standards for the following operational functions in roads, pathways and ancillary areas –

- Defect inspection
- Hazard identification
- Defect intervention level and rectification time

5.1 Objectives

The objectives of setting performance standards –

- (1) Ensure public safety – achieved by regular Hazard Inspections and being responsive to hazard notification.
- (2) Protect road infrastructure assets – achieved by carrying out regular Defect Inspections and developing planned maintenance repairs to avoid or minimise impairment to the asset's highest and best use potential. This is essential for providing the best value for money for the Shire and the delivery of road transport service at the lowest practicable cost to the communities.
- (3) Ensure an appropriate level of statutory protection against civil liability claims based on balancing available Council resources.

5.2 Hazard and Defect Inspections

These will be carried out by Technical Services staff to see how best to rectify the issue. These inspections will use the criteria contained within the Institute of Public Works Engineering Australasia's Practice Note 9 2015 – Road Pavements, Visual Assessment (Condition Assessment and Asset Performance Guidelines). This document is an industry standard that rates various road conditions (eg. cracking, stripping, flushing, edge break) from 1 to 5 and has photos corresponding to each score to assist with on-site assessment.

5.3 Hazard Identification

Hazards will be assessed by a competent Officer in accordance with the requirements of AS/ISO 31000:2018 – Risk Management – Guidelines.

5.4 Defect Intervention Level and Rectification Time

Proposed defect intervention levels and rectification times are detailed in the table in Appendix 6.

SECTION 6. Network Challenges and Potential Solutions

The current condition of the Shire's sealed road network is below average due to the lack of resealing that was carried out prior to 2015. It is proposed to carry out regular inspections of the sealed roads to monitor their condition and assist in planning for future maintenance. The sealed to unsealed funding ratio could vary from 60:40 to 20:80 and is subject to change due to external funding arrangements and flood damage received during nominated storm events.

As funding criteria is expected to get more stringent into the future, the Shire will need to investigate options available to maximise work undertaken for the available funding, and subsequently providing best value for money for the community.

Currently, the only local source of sealing aggregate in the West Kimberley is Kimberley Quarries at Nillibubbica between Derby and Broome. The next closest source is the Tabba Tabba Quarry located approximately 50km east of Port Hedland. This lack of a local source of sealing aggregate means that the amount of resealing able to be completed is reduced due to the cost of transporting the aggregate from the quarry to site.

SECTION 7. Review of Sealed Road Management Plan

The review of this Sealed Road Management Plan will be continual as the Infrastructure Department will closely monitor the road network to ensure a “Best Value for Money Spend” by the Shire and a useable network of roads, unless otherwise directed by the Council and/or the CEO.

SECTION 8. Definitions

- “**Act**” is the *Local Government Act 1995*.
- “**Ancillary area**” is any area designated by the Shire used by motor vehicles and cyclists connecting to a roadway, for example, car park, rest stop or recreation facility.
- “**Arterial roads**” are highways and declared main roads, which are managed by the state government through Main Roads WA.
- “**Bridge and major culverts**” mean a structure having a clear span greater than 1.80 metres or a pipe culvert having a waterway area greater than 3 square metres.
- “**Defect**” means any form of failure in the road surface, including potholes, displaced pavement, cracking and road collapses. These types of failure can be structural and/or visual in nature.
- “**Maintenance**” with respect to roads is defined to mean repairs to pavement failures. These repairs take the form of pothole patching to heavy patching. The purpose being to make the road trafficable until reconstruction works can be carried out.
- “**MRWA**” refers to Main Roads Western Australia
- “**Municipal roads**” are roads for which the Shire is the responsible road authority and are listed in the RAMM inventory that details the Shire’s road network.
- “**Non-road infrastructure**” means infrastructure in, on, under or over a road which is not road infrastructure and includes water and sewerage mains, telecommunication cables, electricity poles and street lights, bus shelters, vegetation and the like.
- “**Pathway**” means a footpath, shared path or recreational path constructed or developed by the Shire for use by members of the public other than with a motor vehicle and does not include any pathway which has not been constructed by or for the Shire or with its approval.
- “**Private roads**” include roads in reserves, roads to and in indigenous communities and roads on private property, pastoral leases, private pathways or any crossovers providing access from private properties to a public road or public highway. The Shire is not responsible for the care and maintenance of these roads, pathways or crossovers.
- “**RAV**” means a Restricted Access Vehicle such as a “B-Double” or roadtrain that is restricted to travelling on MRWA approved routes.
- “**RAMM**” is the Road Asset and Maintenance Management database detailing road assets and associated infrastructure maintained by the Shire.
- “**Response time**” is the time to respond to a hazard or defect measured from when the hazard or defect is identified by or notified to the council. Days to respond are business days, ie Monday to Friday, 5 days per week excluding public holidays.
- “**Roads 2040 Significant Road**” means a municipal road that has been included in the Main Roads WA “Roads 2040 Regional Strategies for Significant Local Government Roads” and is eligible for funding from MRWA Regional Road Group Road Project Grants;
- “**Road infrastructure**” means infrastructure which forms part of a roadway, pathway or shoulder including-
 - (i) Structures forming part of the roadway, pathway or shoulder; and
 - (ii) Materials from which a roadway, pathway or shoulder is made.
 This also includes bridges, culverts, floodways / causeways, plus materials such as asphalt, bitumen, gravel, line marking, guideposts and signs.

Council Road Management Plan 2025 - 2031

- **“Road-related infrastructure”** means infrastructure which is installed or constructed by the relevant road authority for road-related purposes to—
 - (i) Facilitate the operation or use of the roadway or pathway; or
 - (ii) Support or protect the roadway or pathway;
- **“Road Management Plan”** means this plan.
- **“Roadside”** means any land that is within the boundaries of a road reserve (other than the shoulders of the road) which is not a roadway or a pathway and includes the land on which any vehicle crossing or pathway which connects from a roadway or pathway on a road to other land has been constructed;
- **“Shire”** means the Shire of Derby/West Kimberley;
- **“SLK”** means Single Lane Kilometre, the method of measuring or locating a point on a road;
- **“Thoroughfare”** is defined in the *Local Government Act 1995* and includes a street, right of way, cul-de-sac, bypass, bridge or ford, shared path, bicycle path, any culvert or kerbing or other land (*nature strip, roadside and private driveway not included*) or works forming part of the road.
- **“Vehicle crossover (driveway)”** is the crossing which provides access from the road to the property boundary. The property owner is responsible for the construction and maintenance of the crossover.

APPENDIX 1. Five Year Funding Program

FIVE YEAR CAPITAL SEALED ROAD FUNDING PROGRAM SUMMARY					
Description	2026/27	2027/28	2028/29	2029/30	2030/31
Roads to Recovery Funding +	\$750,000	\$750,000	\$750,000	Unknown	Unknown
Main Roads WA (MRWA) Regional Road Group (RRG) Funding # ^ (MRWA contribution only)	\$1,206,149	\$1,100,000	\$1,100,000	\$1,100,000	\$1,100,000
Shire Funded Works *	\$450,000	\$450,000	\$450,000	\$450,000	\$450,000
Financial Assistance Grant ^	\$750,000	\$800,000	\$820,000	\$840,000	\$870,000
Direct Grant ^	\$404,242	\$404,242	\$404,242	\$404,242	\$404,242
Remote Aboriginal Access Roads – Includes MRWA and Fin Asst Grant.	\$600,000	\$600,000	\$600,000	\$600,000	\$600,000
MRWA State Blackspot Funding (MRWA Contribution only)	\$982,963	Project basis only	Project basis only	Project basis only	Project basis only
MRWA Federal Blackspot Funding	Project basis only	Project basis only	Project basis only	Project basis only	Project basis only
Disaster Recovery Funding Arrangements (flood damage) Estimate Only ^	\$265,000	\$272,000	\$280,000	\$290,000	\$300,000
Total Expenditure	\$5,408,354	\$4,376,242	\$4,404,242	\$3,684,242	\$3,724,242

+ Current 5 year Roads to Recovery Funding Arrangements expire 30 June 2029. Note this allocation does not include special projects allocated under the funding stream for Aboriginal Access Roads.

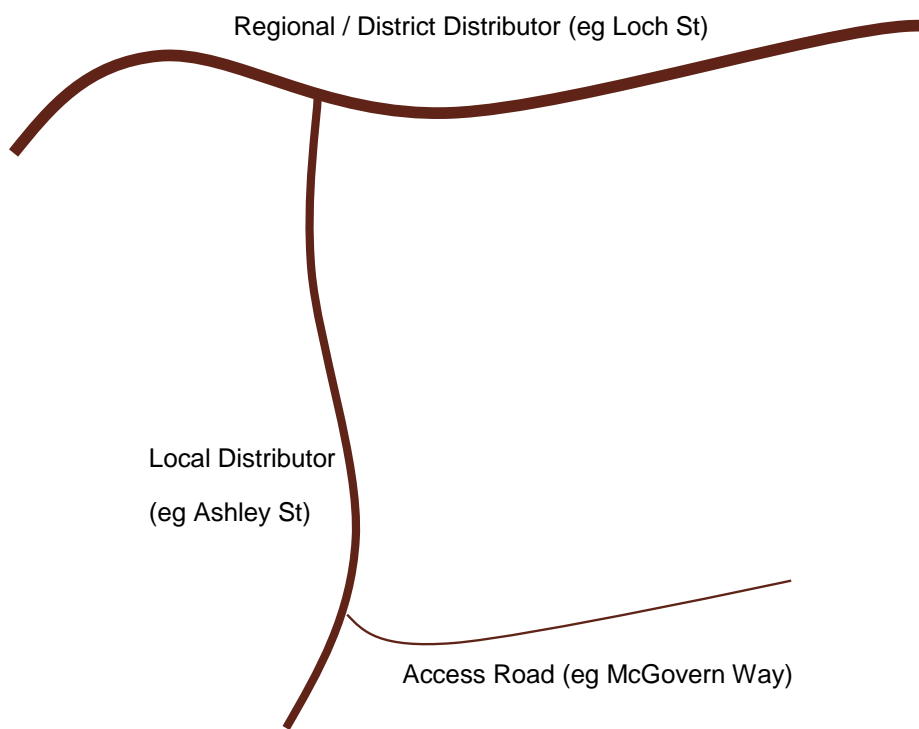
Restricted to roads (sealed and unsealed) classified as significant in the Main Roads WA “Roads 2040 Regional Strategies for Significant Local Government Roads” document.

* Shire Funded Works

^ Funding amounts subject to change on an annual basis.

NB All figures in the above table are based on current funding and estimated funding in the future where possible. The funding in the above table also funds the capital projects on the Shire’s unsealed road network.

APPENDIX 2. Road Hierarchy



Local Roads Management Plan 2020 - 2031

These tables give an overall inspection ranking of the road according to data and statistics.

RAV Route	
No	0
Yes / Used	5

RAMM Classification	
1	Access road
2	Local Distributor
3	Regional / District Distributor

Roads 2030 Significant Road	
0	No
2	Yes

N ^o . of Businesses	
1	1
2	2
3	3
4	4
>4	5
Rec Facility	5

Visitor Accommodation	
No	0
Yes	1

Zoning	
Rural	0
R5	1
R10 / R12.5	2
R15	4
R20 / R25	7
R30 / R35	10
Industrial	3

Traffic Volume AADT	
0-20	0
20-100	1
100-200	2
200-500	3
500-1000	4
>1000	5

Local Roads Management Plan 2025 - 2031

Score Table	
Score	Hierarchy
1	Very Low
2	Very Low
3	Very Low
4	Very Low
5	Very Low
6	Low
7	Low
8	Low
9	Low
10	Low
11	Medium
12	Medium
13	Medium
14	Medium
15	Medium
16	High
17	High
18	High
19	High
20	High
21+	Very High

Hierarchy Number	
Very High	1
High	2
Medium	3
Low	4
Very Low	5

Local Roads Management Plan 2020 - 2031

Road #	Road	Number of Businesses	Zoning (R Code)	Roads 2030 Significant Road	Visitor Accommodation	Traffic Volume (peak)	RAV Route	School	RAMM Classification	Total	Hierarchy	Hierarchy Number	Asset Mgmt Ranking	Safety Ranking	Total Score	Priority
0134	ADCOCK ROAD	0	0	0	0	1	5	0	1	7	Low	4	3	4	11	4
0067	ALEXANDER STREET	0	4	0	0	2	0	0	1	7	Low	4	3	3	10	3
0063	ALFONSAS STREET	1	4	0	0	4	0	0	1	10	Low	4	4	3	11	4
0034	ANDERSON STREET	0	7	0	0	4	0	1	2	14	Medium	3	5	2	10	3
0058	ARCHER STREET	0	4	0	0	2	0	0	1	7	Low	4	4	4	13	5
0056	ASHLEY STREET (Panton to Loch)	5	1	2	0	3	5	0	2	18	High	2	5	2	9	3
0056	ASHLEY STREET (Loch to Alfonsas)	1	4	2	0	5	5	0	2	19	High	2	4	2	8	2
0056	ASHLEY STREET (Alfonsas to Guildford)	5	2	2	1	5	5	0	2	22	Very High	1	5	2	8	2
0056	ASHLEY STREET (south of Guildford)	0	2	2	0	4	5	0	2	15	Medium	3	3	2	8	2
0223	BALANINJANGARRI ROAD	1	3	0	0	2	0	1	1	8	Low	4	5	2	11	4
0220	BANKSIA STREET	0	4	0	0	2	0	0	1	7	Low	4	5	5	14	5
0089	BAOBAB STREET	0	4	0	0	3	0	0	1	8	Low	4	3	3	10	3
0104	BARNETT WAY	0	2	0	0	2	0	0	1	5	Very Low	5	3	3	11	4
0127	BAUHINIA PLACE	0	2	0	0	2	0	0	1	5	Very Low	5	3	3	11	4
0059	BEAVEN STREET	0	4	0	0	2	0	0	1	7	Low	4	1	3	8	2
0086	BELL CREEK WAY	1	0	0	0	2	0	0	1	4	Very Low	5	2	3	10	3
0137	BELL ROAD	5	3	0	0	2	5	0	1	16	High	2	4	2	8	2
0148	BENNING PLACE	0	1	0	0	0	0	0	1	2	Very Low	5	5	5	15	5
0152	BLOODWOOD CRESCENT	0	7	0	0	3	0	0	1	11	Medium	3	5	5	13	5
0052	BLYTHE STREET	0	4	0	0	3	0	0	1	8	Low	4	3	5	12	4
0130	BRAND STREET	1	3	0	1	3	0	0	1	9	Low	4	1	3	8	2
0122	BREARLEY STREET	5	3	0	0	3	5	0	1	17	High	2	3	3	8	2
0226	BROLGA DRIVE (Boab Estate)	0	4	0	0	0	0	0	1	5	Very Low	5	4	3	12	4
0157	BROOME STREET	2	3	0	0	2	5	0	2	14	Medium	3	3	2	8	2
0232	BROWN STREET	0	4	0	0	2	0	0	1	7	Low	4	4	4	12	4
0014	CALWYNYARDAH-NOONKANBAH ROAD (SLK 0.00-0.03)	5	0	2	0	1	5	1	1	15	Medium	3	3	2	8	2
0158	CAMBALLIN RD (GNH -Camballin turnoff)	5	0	2	1	3	5	1	3	19	High	2	3	2	7	2
0158	CAMBALLIN RD (Camballin turnoff to Camballin)	2	0	2	1	3	5	0	3	16	High	2	3	2	7	2
0022	CAMBALLIN-MYROODAH ROAD	0	0	2	0	3	5	1	2	13	Medium	3	3	2	8	2
0005	CAMBALLIN-NOONKANBAH ROAD (SLK 0.00-0.46)	0	0	0	0	2	5	0	1	8	Low	4	4	2	10	3
0057	CARNARVON STREET	1	1	0	0	2	5	0	1	10	Low	4	4	2	10	3
0173	CASSIA CLOSE	0	10	0	0	1	0	0	1	12	Medium	3	4	4	11	4
0020	CHERRABUN ROAD (SLK 0.00 - 0.03)	3	0	2	0	2	5	0	1	13	Medium	3	3	3	9	3
0019	CHRISTMAS CREEK ROAD (SLK 0.00-0.03, 1.20-2.00)	5	0	2	0	2	5	1	1	16	High	2	2	1	5	1
0035	CLARENDON STREET (Loch to Hensman)	5	5	2	1	5	0	0	2	20	High	2	3	2	7	2
0035	CLARENDON STREET (Elder to Hardman - west bound)	5	5	2	1	5	0	0	2	20	High	2	2	3	7	2
0035	CLARENDON STREET (Elder to Hardman - east bound)	5	5	2	1	5	0	0	2	20	High	2	2	3	7	2
0075	COLEMAN STREET (CAMBALLIN T/S)	0	0	0	0	1	5	0	1	7	Low	4	5	2	11	4
0069	COLEMAN STREET (DERBY T/S)	0	5	0	0	2	0	0	1	8	Low	4	3	4	11	4
0125	CONWAY STREET	5	3	0	0	1	5	0	1	15	Medium	3	3	4	10	3
0171	COOLIBAH WAY	0	2	0	0	2	0	0	1	5	Very Low	5	4	4	13	5
0180	CORKWOOD COURT	0	2	0	0	1	0	0	1	4	Very Low	5	5	5	15	5
0217	CURTIN ROAD	1	3	0	0	0	5	0	3	12	Medium	4	1	2	7	2
0153	CYCAD COVE	0	2	0	0	1	0	0	1	4	Very Low	5	2	3	10	3
0233	CYPRESS COURT	0	2	0	0	1	0	0	1	4	Very Low	5	4	5	14	5
0065	DELEWARR STREET	1	2	0	0	3	0	0	1	7	Low	4	5	5	14	5
0244	DELEWARR STREET SERVICE ROAD	0	10	0	0	1	0	0	1	12	Medium	3	4	5	12	4
0218	DERBY AIRPORT ROAD	5	3	0	0	1	5	0	2	16	High	2	1	2	5	1
0237	DOLLARBIRD STREET (Boab Estate)	0	2	0	0	0	0	0	1	3	Very Low	5	1	5	11	4
0077	DURACK ROAD (CAMBALLIN T/S) SLK 0.00 - 0.56	2	0	0	1	1	5	0	1	10	Low	4	5	5	14	5
0077	DURACK ROAD (CAMBALLIN T/S) SLK 0.56 - 0.98	0	0	0	0	0	0	0	1	1	Very Low	5	1	4	10	3
0172	EDGAR STREET	0	2	0	0	1	0	0	1	4	Very Low	5	2	4	11	4
0043	ELDER STREET	5	5	0	0	2	5	0	1	18	High	2	2	2	6	2
0136	EMANUEL WAY	5	3	0	1	4	5	0	1	19	High	2	3	2	7	2

Source: Roads Management Plan 2020 - 2031

Road #	Road	Number of Businesses	Zoning (R Code)	Roads 2030 Significant Road	Visitor Accommodation	Traffic Volume (peak)	RAV Route	School	RAMM Classification	Total	Hierarchy	Hierarchy Number	Asset Mgmt Ranking	Safety Ranking	Total Score	Priority
0066	FAIRBAIRN STREET	0	2	0	0	3	0	1	1	7	Low	4	1	2	7	2
0114	FALLON ROAD	5	3	0	0	4	0	1	2	15	Medium	3	3	2	8	2
0143	FIELD STREET	0	1	0	0	1	0	0	1	3	Very Low	5	1	3	9	3
0113	FITZROY STREET (east of Derby Hwy)	2	0	2	0	3	0	0	2	9	Low	4	4	4	12	4
0113	FITZROY STREET (Derby Hwy to Steel St)	5	3	2	0	4	5	0	2	21	Very High	1	2	2	5	1
0113	FITZROY STREET (west of Steel St)	1	2	2	0	4	5	0	2	16	High	2	4	3	9	3
	FITZROY RIVER LOW LEVEL CROSSING	0	0	0	0	2	0	0	1	3	Very Low	5	1	3	9	3
0155	FLYNN DRIVE	2	2	0	0	4	0	1	1	10	Medium	3	2	4	9	3
0119	FORREST ROAD (GNH to Fallon Rd)	4	3	2	1	5	5	0	2	22	Very High	1	2	2	5	1
0119	FORREST ROAD (Fallon Rd to Russ Rd)	1	1	2	0	3	5	0	2	14	Medium	3	4	2	9	3
0119	FORREST ROAD (Russ Rd to Buruwa)	1	1	2	0	3	5	0	2	14	Medium	3	2	2	7	2
0105	FORREST STREET (Derby)	0	3	0	0	1	0	0	1	5	Very Low	5	4	3	12	4
0135	GALVANS WAY	0	0	0	0	1	5	0	1	7	Low	4	4	5	13	5
0016	GEIKIE GORGE ROAD SLK 0.00 to SLK 0.25	0	0	2	0	3	5	0	3	13	Medium	3	1	1	5	1
0016	GEIKIE GORGE ROAD SLK 0.25 to SLK 0.55	0	0	2	0	3	5	0	3	13	Medium	3	1	1	5	1
0016	GEIKIE GORGE ROAD SLK 0.55 to SLK 1.72	0	0	2	0	3	5	0	3	13	Medium	3	1	1	5	1
0016	GEIKIE GORGE ROAD SLK 1.72 to SLK 15.78	0	0	2	0	3	5	0	3	13	Medium	3	1	1	5	1
0082	GEIKIE PLACE	0	2	0	0	1	0	0	1	4	Very Low	5	3	5	13	5
0109	GRANVILLE STREET	1	1	0	0	0	0	0	1	3	Very Low	5	1	3	9	3
0112	GUILDFORD STREET (east of Derby Hwy)	2	0	0	0	2	5	0	2	11	Medium	3	3	2	8	2
0112	GUILDFORD STREET (Derby Hwy to Millard St)	3	3	0	0	4	5	0	2	17	High	2	2	2	6	2
0112	GUILDFORD STREET (Millard St to Ashley St)	0	2	0	0	4	5	0	2	14	Medium	3	2	2	7	2
0151	HAKKA PLACE	0	2	0	0	1	0	0	1	4	Very Low	5	4	4	13	5
0062	HANSON STREET	0	3	0	0	1	0	0	1	5	Very Low	5	4	5	14	5
0044	HARDMAN STREET (Villiers to Loch)	2	5	0	1	4	0	0	1	13	Medium	3	4	5	12	4
0044	HARDMAN STREET (Loch to Clarendon)	1	5	0	0	4	0	0	1	11	Medium	3	1	4	8	2
0044	HARDMAN STREET (Clarendon to Rowan)	4	5	0	0	4	0	0	1	14	Medium	3	2	4	9	3
0046	HENSMAN STREET (Villiers St to Loch St)	1	5	0	0	4	0	1	1	12	Medium	3	3	2	8	2
0046	HENSMAN STREET (Loch St to Clarendon St)	0	5	0	0	3	0	0	1	9	Low	4	4	2	10	3
0156	HENWOOD CLOSE	0	2	0	0	1	0	0	1	4	Very Low	5	3	5	13	5
0147	HESELTINE COURT	0	1	0	0	0	0	0	1	2	Very Low	5	4	4	13	5
0064	HEYTESBURY STREET	0	3	0	0	3	0	0	1	7	Low	4	4	4	12	4
0133	HOLMAN STREET	0	4	0	0	3	0	0	1	8	Low	4	2	3	9	3
0070	HOWELL STREET	0	3	0	0	1	0	0	1	5	Very Low	5	3	4	12	5
0239	IBIS WAY (Boab Estate)	0	2	0	0	0	0	0	1	3	Very Low	5	4	4	13	5
0240	JETTY BOAT RAMP ROAD	5	3	0	0	4	5	0	1	18	High	2	1	2	5	1
0042	JOHNSTON STREET (Loch St to Clarendon St)	1	5	0	0	2	5	0	1	14	Medium	3	4	2	9	3
0042	JOHNSTON STREET (Clarendon St to Rowan St)	5	5	0	1	3	5	0	1	20	High	2	2	2	6	2
0083	JONES PLACE	0	2	0	0	1	0	0	1	4	Very Low	5	3	5	13	5
0041	JULD STREET	1	2	0	0	2	5	0	1	11	Medium	3	2	3	8	2
0188	KINGFISHER LOOP (Boab Estate)	0	2	0	0	0	0	0	1	3	Very Low	5	1	3	9	3
0061	KNOPP STREET	0	3	0	0	1	0	0	1	5	Very Low	5	5	5	15	5
0053	KNOWSLEY STREET EAST (east of Derby Hwy)	1	1	0	0	3	0	0	2	7	Low	4	2	3	9	3
0053	KNOWSLEY STREET EAST (Derby Hwy to Carnarvon St)	1	1	0	0	3	5	0	2	12	Medium	3	2	2	7	2
0053	KNOWSLEY STREET EAST (west of Carnarvon St)	1	2	0	0	3	0	0	2	8	Low	4	3	3	10	3
0145	KNOWSLEY STREET WEST	0	3	2	0	4	0	1	2	12	Medium	3	5	4	12	4
0054	KUNAMARRA STREET	0	3	0	0	2	0	0	1	6	Low	4	2	4	10	3
0162	KURRAJONG LOOP	1	2	0	0	3	0	0	1	7	Low	4	3	4	11	4
0120	LE LIEVRE STREET	4	3	0	0	2	5	0	1	15	Medium	3	1	2	6	2
0090	LENNARD ROAD (SLK 0.00-0.91)	1	0	0	0	2	5	0	1	9	Low	4	1	2	7	2
0243	LINCOLN STREET (CAMBALLIN T/S)	0	0	0	0	0	0	0	1	1	Very Low	5	4	4	13	5
0221	LIVISTONA STREET	0	2	0	0	2	0	0	1	5	Very Low	5	4	5	14	5
0079	LOVEGROVE STREET	0	1	0	1	2	0	0	2	6	Low	4	2	3	9	3

Source: Roads Management Plan 2020 - 2031

Road #	Road	Number of Businesses	Zoning (R Code)	Roads 2030 Significant Road	Visitor Accommodation	Traffic Volume (peak)	RAV Route	School	RAMM Classification	Total	Hierarchy	Hierarchy Number	Asset Mgmt Ranking	Safety Ranking	Total Score	Priority
0051	MacDONALD STREET	0	3	0	0	1	0	0	1	5	Very Low	5	1	4	10	3
0118	MacDONALD WAY	0	2	0	0	3	0	0	1	6	Low	4	4	4	12	4
0036	MARMION STREET	3	3	0	0	4	0	1	2	13	Medium	3	4	4	11	4
0078	MAXTED ST	1	0	0	0	0	0	0	1	2	Very Low	5	3	3	11	4
0091	MAY STREET	0	2	0	0	1	0	0	1	4	Very Low	5	3	3	11	4
0108	MC GOVERN WAY	0	2	0	0	2	0	0	1	5	Very Low	5	1	3	9	3
0116	MC LARTY ROAD	3	2	0	0	2	0	0	1	8	Low	4	1	3	8	2
0060	MC LARTY STREET	0	3	0	0	1	0	0	1	5	Very Low	5	3	5	13	5
0117	MILLARD ROAD	0	2	0	0	2	0	0	1	5	Very Low	5	2	5	12	4
0123	MILLARD STREET	5	3	0	0	2	5	0	1	16	High	2	2	2	6	2
0154	MIMOSA STREET	0	2	0	0	3	0	0	2	7	Low	4	4	4	12	4
0150	MINIRITCHIE PLACE	0	2	0	0	1	0	0	1	4	Very Low	5	4	4	13	5
0228	MONGER STREET	0	3	0	0	3	0	0	1	7	Low	4	4	4	12	4
0045	NEVILL STREET	5	5	0	0	5	0	0	2	17	High	2	1	3	6	2
0076	NORDELL STREET (CAMBALLIN T/S)	1	0	0	0	2	5	0	1	19	Low	4	5	5	14	5
0149	NUYTSIA WAY	0	2	0	0	1	0	0	1	4	Very Low	5	4	4	13	5
0163	ORD STREET	0	1	0	0	1	0	0	1	3	Very Low	5	4	3	12	4
0047	OWEN AH CHEE STREET	0	3	0	0	2	0	0	1	6	Low	4	3	4	11	4
0227	PANDANAS WAY	0	2	0	0	1	0	0	1	4	Very Low	5	3	4	12	4
0140	PANTON STREET	1	2	0	0	3	0	0	1	7	Low	4	2	1	7	2
0160	POOLE PLACE	0	2	0	0	1	0	0	1	4	Very Low	5	3	5	13	5
0129	RICHARDSON TERRACE	0	3	0	0	1	0	0	1	5	Very Low	5	2	3	10	3
0126	RODGERS STREET	5	3	0	0	2	5	0	2	17	High	2	2	2	6	2
0049	ROSE STREET	0	3	0	0	1	0	0	1	5	Very Low	5	2	5	12	4
0037	ROWAN STREET (Johnston St to Nevill St)	5	5	0	1	5	5	0	2	23	Very High	1	1	2	4	1
0037	ROWAN STREET (Nevill St to Monger St)	1	3	0	0	5	0	0	2	11	Medium	3	3	3	9	3
0037	ROWAN STREET (Baobab St to Dinner Tree)	0	2	0	0	3	0	0	2	7	Low	4	3	3	10	3
0068	ROWELL STREET	0	3	0	0	1	0	0	1	5	Very Low	5	1	3	9	3
0102	RUSS RD	2	1	0	0	3	5	0	2	13	Medium	3	1	2	6	2
0124	RUSS STREET	4	0	0	0	1	5	0	2	12	Medium	3	3	2	8	2
0159	SADLER PLACE	0	2	0	0	1	0	0	1	4	Very Low	5	3	5	13	5
0107	SANDFORD ROAD	0	0	0	1	2	5	0	2	10	Low	4	1	1	6	2
0101	SCRIVENER ROAD	1	2	0	0	2	0	0	2	7	Low	4	3	4	11	4
0132	SHORT STREET	0	3	0	0	2	0	0	1	6	Low	4	2	4	10	3
0103	SKUTHORP ROAD	2	0	0	1	1	5	0	2	11	Medium	3	3	1	7	2
0183	SPINIFEX PLACE	0	2	0	0	1	0	0	1	4	Very Low	5	3	5	13	5
0146	STANLEY STREET (Loch St to Ashley St)	4	1	0	0	3	0	0	2	10	Low	4	2	3	9	3
0146	STANLEY STREET (Ashley St to Juld St)	1	1	0	0	2	0	0	2	6	Low	4	3	4	11	4
0146	STANLEY STREET (Juld St to Waycott St)	0	1	0	0	2	5	0	2	10	Low	4	3	4	11	4
0146	STANLEY STREET (Waycott St to Stanwell St)	6	1	0	0	2	5	0	2	16	High	2	5	2	9	3
0072	STANWELL STREET	3	1	0	1	2	5	0	1	13	Medium	3	4	2	9	3
0085	STEEL STREET (south of Fitzroy St)	1	3	0	0	1	5	0	1	11	Medium	3	4	2	9	3
0085	STEEL STREET (north of Fitzroy St)	1	2	0	0	2	5	0	1	11	Medium	3	3	4	10	3
0144	SUTHERLAND STREET (Loch St to Stanwell St)	3	1	0	0	3	5	0	2	14	Medium	3	4	4	11	4
0144	SUTHERLAND STREET (east of Stanwell St)	2	1	0	1	2	0	0	2	8	Low	4	3	1	8	2
0142	SWAIN STREET	1	2	0	0	3	0	0	1	7	Low	4	3	1	8	2
0219	TEATREE MEWS	0	2	0	0	1	0	0	1	4	Very Low	5	5	5	15	5
0131	TOWER PLACE	0	2	0	0	1	0	0	1	4	Very Low	5	1	4	10	3
0048	VAN EMMERIK STREET	0	3	0	0	2	0	0	1	6	Low	4	2	5	11	4
0038	VILLIERS STREET (Elder to Johnston)	3	5	0	0	3	5	1	1	18	High	2	3	1	6	2
0038	VILLIERS STREET (Johnston to Hardman)	2	5	0	1	3	0	1	1	13	Medium	3	4	4	11	4
0038	VILLIERS STREET(Hardman to Nevill)	0	5	0	0	3	0	1	1	10	Low	4	2	4	9	3
0038	VILLIERS STREET(Nevill to Hensman)	0	5	0	0	3	0	1	1	10	Low	4	3	2	9	3
0038	VILLIERS STREET (Hensman to Swain)	1	5	0	1	3	0	1	1	12	Medium	3	4	1	8	2

Local Roads Management Plan 2020 - 2031

Road #	Road	Number of Businesses	Zoning (R Code)	Roads 2030 Significant Road	Visitor Accommodation	Traffic Volume (peak)	RAV Route	School	RAMM Classification	Total	Hierarchy	Hierarchy Number	Asset Mgmt Ranking	Safety Ranking	Total Score	Priority
0071	WATT STREET	0	3	0	0	1	0	0	1	5	Very Low	5	4	5	14	5
0182	WATTLE STREET	0	2	0	0	0	0	0	1	3	Very Low	5	5	5	15	5
0141	WAYCOTT STREET	3	1	0	0	5	5	0	1	15	Medium	3	2	2	7	2
0121	WELLS STREET	5	3	0	0	3	5	0	1	17	High	2	1	2	5	1
0040	WINDJANA ROAD	1	0	0	1	3	5	0	1	11	Medium	3	1	2	6	2
0055	WODEHOUSE STREET (Ashley St to Gladstone St)	1	1	0	0	4	5	0	2	13	Medium	3	3	3	9	3
0055	WODEHOUSE STREET (Gladstone St to Derby Hwy)	4	2	0	0	3	5	0	2	16	High	2	1	2	5	1
0161	WOOLLYBUTT CORNER	0	2	0	0	2	0	0	1	5	Low	4	4	4	12	4
0128	YEEDA CLOSE	0	2	0	0	1	0	0	1	4	Very Low	5	3	4	12	4
0165	YURABI ROAD (SLK 0.00 – 0.50)	3	0	0	1	2	5	0	2	13	Medium	3	2	3	7	2

TOTAL SCORE	PRIORITY
3 – 5	1
6 – 8	2
9 – 10	3
11 – 12	4
13 - 15	5

Page deliberately blank under this line.

APPENDIX 3. Forward Works Program

Road N ^o .	Road Name	SLK From	SLK To	Width	Area m ²	Priority	Description	Roads 2040 #	Treatment	Comments	2026/27	2027/28	2028/29	2029/30	2030/31
								Yes / No							
16	Geikie Gorge Rd	0.16	1.31	6.3	7,245	1	Local Distributor	Yes	Reconstruct	Russ Rd intersection to Bungardi Creek	\$ 398,475.00				
120	Le Lievre St	0	0.11	10.8	1,188	2	Access Road	No	Reconstruct and Drainage	Derby Hwy to Wells St, widen intersection Wells St, improve drainage runoff	\$ 332,640.00				
121	Wells St	0.05	0.52	7.2	3,384	2	Access Road	No	Rehabilitation	Shoulder RHS	\$ 186,120.00				
37	Clarendon St	1.08	1.24	9.5	1,520	1	Local Distributor	Yes	Stormwater management	Reworking stormwater and control water flow between Hensman St and Fairbairn St	\$ 152,000.00				
141	Walcott St	0	0.17	7.6	1,292	1	Access Road	No	Stormwater management	Reworking stormwater and control water flow between Stanely St and Loch St	\$ 129,200.00				
	Various Roads (Refer Appendix 4)					1		Yes/No	Reseal		\$ 280,275.00				
	Various Roads	0	0.25			1		Yes/No	Kerbing and footpath		\$ 124,750.00				
16	Geikie Gorge Rd	8.63	9.4	6.3	4,851	1	Local Distributor	Yes	Reconstruct	West of National Park boundary grid		\$ 266,805.00			
16	Geikie Gorge Rd	1.31	4.33	6.3	19,026	1	Local Distributor	Yes	Reconstruct	Northeast of Bungardi Creek		\$ 1,046,430.00			
42	Johnston St	0	0.4	8.6	3,440	1	Access Road	No	Stormwater management	Reworking intersection with Clarendon St to deal stormwater and control water flow down the road		\$ 344,000.00			
37	Rowan St	0	0.51	7.4	3,774	1	Access Road	No	Stormwater management	Reworking intersection with Johnston St to deal stormwater and control water flow down the road		\$ 377,400.00			
43	Elder St	0	0.12	10	1,200	2	Access Road	No	Reconstruct/Seal			\$ 138,000.00			
38	Villiers St	0	0.1	10	1,000	2	Access Road	No	Reconstruct/Seal			\$ 115,000.00			
	Various Roads (Refer Appendix 4)					1		Yes/No	Reseal			\$ 279,975.00			
	Various Roads	0	0.35			1		Yes/No	Kerbing and footpath			\$ 174,650.00			
16	Geikie Gorge Rd	9.4	11.3	6.3	11,970	1	Local Distributor	Yes	Reconstruct	Improve drainage carpark and running surface			\$ 658,350.00		
119	Forrest Road	0.19	0.45	7.4	1,924	1 to 3	Local Distributor	Yes	Reconstruct/Seal	Reconstruct various sections			\$ 221,260.00		
		2.35	3.14	7.3	5,767								\$ 663,205.00		
	Various Roads (Refer Appendix 4)					1		Yes/No	Reseal			\$ 277,035.00			
	Various Roads	0	0.35			1		Yes/No	Kerbing and footpath			\$ 174,650.00			
16	Geikie Gorge Rd	11.3	13.1	6.3	11,340	1	Local Distributor	Yes	Reconstruct	Improve drainage carpark and running surface				\$ 623,700.00	
109	Granville St	0	0.24	5	1,200	2	Access Road	No	Reconstruct/Seal				\$ 138,000.00		
	Various Road Works					1		Yes/No	To be Confirmed					\$ 700,000.00	
	Various Roads (Refer Appendix 4)					1		Yes/No	Reseal				\$ 268,980.00		
	Various Roads	0	0.35			1		Yes/No	Kerbing and footpath				\$ 174,650.00		
	Various Road Works					1		Yes/No	To be Confirmed						\$ 1,400,000.00
	Various Roads (Refer Appendix 4)					1		Yes/No	Reseal					\$ 294,345.00	
	Various Roads	0	0.35			1		Yes/No	Kerbing and footpath					\$ 174,650.00	
											\$ 1,603,460.00	\$ 2,742,260.00	\$ 1,994,500.00	\$ 1,905,330.00	\$ 1,868,995.00

Works (excluding mob/demob)	Rate	Unit
Single coat reseal	\$15.00	m ²
Asphalt overlay	\$80.00	m ²
Rehabilitation	\$55.00	m ²
Reconstruction	\$100.00	m ²
Drainage	\$100.00	m ²
Kerb (Remove, Install & Backfill)	\$149.00	m
Concrete driveway laybacks	\$4,000.00	per Item
2m Wide Concrete footpath	\$350.00	m

Local Road Management Plan 2025 - 2031

APPENDIX 4. SDWK 5 Year Reseal Program

SDWK Road ID	Community	Road Name	Seal Priority + Priority	Road Hierarchy Number	Start	End	Length (m)	Width (m)	Area (m ²)	Value of Reseal	5 Year Reseal Program				
											Reseal Rate per m ² = \$ 15.00				
											2026/2027	2027/2028	2028/2029	2029/2030	2030/2031
113	Derby	FITZROY STREET	8	2	0.00	280.00	280.00	7.9	2212	\$ 33,180.00	\$ 33,180.00				
113	Derby	FITZROY STREET (Brown St to Steel St)	5	1	280.00	540.00	260.00	7.9	2054	\$ 30,810.00	\$ 30,810.00				
113	Derby	FITZROY STREET (Steel St to Rodgers St)	7	1	850.00	1000.00	150.00	7.4	1110	\$ 16,650.00	\$ 16,650.00				
121	Derby	WELLS STREET	5	2	240.00	470.00	230.00	7.2	1656	\$ 24,840.00	\$ 24,840.00				
121	Derby	WELLS STREET	5	2	470.00	520.00	50.00	7.2	360	\$ 5,400.00	\$ 5,400.00				
121	Derby	WELLS STREET	5	2	520.00	690.00	170.00	7.2	1224	\$ 18,360.00	\$ 18,360.00				
120	Derby	LE LIEVRE STREET	6	3	0.00	90.00	90.00	7.4	666	\$ 9,990.00	\$ 9,990.00				
120	Derby	LE LIEVRE STREET	6	3	90.00	330.00	240.00	7.4	1776	\$ 26,640.00	\$ 26,640.00				
56	Derby	ASHLEY STREET (McGovern Wy to Richardson Tce)	6	1	1410.00	1500.00	90.00	7.3	657	\$ 9,855.00	\$ 9,855.00				
43	Derby	ELDER STREET	7	2	180.00	320.00	140.00	8	1120	\$ 16,800.00	\$ 16,800.00				
45	Derby	NEVILL STREET	6	2	140.00	150.00	10.00	6.1	61	\$ 915.00	\$ 915.00				
45	Derby	NEVILL STREET	6	2	150.00	160.00	10.00	6.1	61	\$ 915.00	\$ 915.00				
45	Derby	NEVILL STREET	6	2	160.00	320.00	160.00	6.1	976	\$ 14,640.00	\$ 14,640.00				
123	Derby	MILLARD STREET	7	2	0.00	340.00	340.00	7.2	2448	\$ 36,720.00	\$ 36,720.00				
123	Derby	MILLARD STREET	6	2	340.00	660.00	320.00	7.2	2304	\$ 34,560.00	\$ 34,560.00				
56	Derby	ASHLEY STREET	7	2	100.00	120.00	20.00	5.9	118	\$ 1,770.00		\$ 1,770.00			
56	Derby	ASHLEY STREET	7	2	120.00	160.00	40.00	7.2	288	\$ 4,320.00		\$ 4,320.00			
56	Derby	ASHLEY STREET	7	2	200.00	250.00	50.00	7.2	360	\$ 5,400.00		\$ 5,400.00			
56	Derby	ASHLEY STREET	7	2	250.00	270.00	20.00	8.9	178	\$ 2,670.00		\$ 2,670.00			
56	Derby	ASHLEY STREET	7	2	270.00	330.00	60.00	14.9	894	\$ 13,410.00		\$ 13,410.00			
146	Derby	STANLEY STREET (Stanwell St to Waycott St)	7	2	0.00	250.00	250.00	7.4	1850	\$ 27,750.00		\$ 27,750.00			
157	Derby	BROOME STREET	6	3	170.00	230.00	60.00	14	840	\$ 12,600.00		\$ 12,600.00			
157	Derby	BROOME STREET	6	3	230.00	390.00	160.00	7	1120	\$ 16,800.00		\$ 16,800.00			
41	Derby	JULD STREET (Stanley St to Panton St)	6	3	190.00	280.00	90.00	7.2	648	\$ 9,720.00		\$ 9,720.00			
41	Derby	JULD STREET (Stanley St to Panton St)	6	3	280.00	360.00	80.00	7.2	576	\$ 8,640.00		\$ 8,640.00			
53	Derby	KNOWSLEY STREET EAST (Carnarvon St to Derby Hwy)	6	3	650.00	840.00	190.00	7.2	1368	\$ 20,520.00		\$ 0,520.00			
53	Derby	KNOWSLEY STREET EAST (Derby Hwy)	6	3	840.00	850.00	10.00	11	110	\$ 1,650.00		\$ 1,650.00			
124	Derby	RUSS STREET	6	3	0.00	650.00	650.00	8.6	5590	\$ 83,850.00		\$ 83,850.00			
141	Derby	WAYCOTT STREET	6	3	0.00	140.00	140.00	7.6	1064	\$ 15,960.00		\$ 15,960.00			
141	Derby	WAYCOTT STREET	6	3	140.00	170.00	30.00	7.6	228	\$ 3,420.00		\$ 3,420.00			
140	Derby	PANTON STREET	6	4	0.00	20.00	20.00	6.6	132	\$ 1,980.00		\$ 1,980.00			
140	Derby	PANTON STREET	6	4	20.00	50.00	30.00	6	180	\$ 2,700.00		\$ 2,700.00			
140	Derby	PANTON STREET	6	4	240.00	490.00	250.00	6.6	1650	\$ 24,750.00		\$ 24,750.00			
140	Derby	PANTON STREET	6	4	490.00	500.00	10.00	7.3	73	\$ 1,095.00		\$ 1,095.00			
140	Derby	PANTON STREET	6	4	500.00	520.00	20.00	7.3	146	\$ 2,190.00		\$ 2,190.00			
163	Derby	ORD STREET	8	4	0.00	40.00	40.00	6.6	264	\$ 3,960.00		\$ 3,960.00			
163	Derby	ORD STREET	8	4	40.00	90.00	50.00	9.2	460	\$ 6,900.00		\$ 6,900.00			
163	Derby	ORD STREET	9	5	90.00	170.00	80.00	6.6	528	\$ 7,920.00		\$ 7,920.00			

Source: Roads Management Plan 2023 - 2031

Reseal Rate per m²= \$ 15.00

SDWK Road ID	Community	Road Name	Seal Priority + Priority	Road Hierarchy Number	Start	End	Length (m)	Width (m)	Area (m ²)	Value of Reseal	5 Year Reseal Program				
											2026/2027	2027/2028	2028/2029	2029/2030	2030/2031
40	Derby	WINDJANA ROAD	6	3	0.00	240.00	240.00	7.1	1704	\$ 25,560.00			\$ 25,560.00		
40	Derby	WINDJANA ROAD	6	3	240.00	390.00	150.00	7.1	1065	\$ 15,975.00			\$ 15,975.00		
40	Derby	WINDJANA ROAD	6	3	390.00	770.00	380.00	7.1	2698	\$ 40,470.00			\$ 40,470.00		
40	Derby	WINDJANA ROAD	6	3	770.00	780.00	10.00	7.1	71	\$ 1,065.00			\$ 1,065.00		
90	Derby	LENNARD ROAD	8	4	0.00	310.00	310.00	6	1860	\$ 27,900.00			\$ 27,900.00		
90	Derby	LENNARD ROAD	8	4	310.00	910.00	600.00	6	3600	\$ 54,000.00			\$ 54,000.00		
134	Derby	ADCOCK STREET	9	5	0.00	390.00	390.00	7.4	2886	\$ 43,290.00			\$ 43,290.00		
34	Derby	ANDERSON STREET	7	3	150.00	240.00	90.00	7.3	657	\$ 9,855.00			\$ 9,855.00		
125	Derby	CONWAY STREET	7	3	0.00	220.00	220.00	7.2	1584	\$ 23,760.00			\$ 23,760.00		
44	Derby	HARDMAN STREET (Villiers St to Loch St)	8	3	0.00	150.00	150.00	7.4	1110	\$ 16,650.00			\$ 16,650.00		
44	Derby	HARDMAN STREET (Loch St to Clarendon St)	7	3	320.00	330.00	10.00	7.4	74	\$ 1,110.00			\$ 1,110.00		
59	Derby	BEAVEN STREET	6	4	20.00	180.00	160.00	5.9	944	\$ 14,160.00			\$ 14,160.00		
59	Derby	BEAVEN STREET	6	4	180.00	220.00	40.00	5.4	216	\$ 3,240.00			\$ 3,240.00		
130	Derby	BRAND STREET	6	4	0.00	170.00	170.00	7.2	1224	\$ 18,360.00			\$ 18,360.00		
122	Derby	BREARLEY STREET	5	2	0.00	220.00	220.00	7.5	1650	\$ 24,750.00			\$ 24,750.00		
66	Derby	FAIRBAIRN STREET	6	4	30.00	40.00	10.00	6.6	66	\$ 990.00			\$ 990.00		
66	Derby	FAIRBAIRN STREET	6	4	40.00	170.00	130.00	6.8	884	\$ 13,260.00			\$ 13,260.00		
66	Derby	FAIRBAIRN STREET	6	4	170.00	230.00	60.00	6.8	408	\$ 6,120.00			\$ 6,120.00		
66	Derby	FAIRBAIRN STREET	6	4	320.00	350.00	30.00	7.1	213	\$ 3,195.00			\$ 3,195.00		
140	Derby	PANTON STREET	6	4	0.00	20.00	20.00	6.6	132	\$ 1,980.00			\$ 1,980.00		
140	Derby	PANTON STREET	6	4	20.00	50.00	30.00	6	180	\$ 2,700.00			\$ 2,700.00		
140	Derby	PANTON STREET	6	4	240.00	490.00	250.00	6.6	1650	\$ 24,750.00			\$ 24,750.00		
140	Derby	PANTON STREET	6	4	490.00	500.00	10.00	7.3	73	\$ 1,095.00			\$ 1,095.00		
140	Derby	PANTON STREET	6	4	500.00	520.00	20.00	7.3	146	\$ 2,190.00			\$ 2,190.00		
144	Derby	SUTHERLAND STREET (Stanwell St to Ord St)	6	4	150.00	340.00	190.00	6.5	1235	\$ 18,525.00			\$ 18,525.00		
144	Derby	SUTHERLAND STREET (Stanwell St to Ord St)	6	4	340.00	650.00	310.00	6.5	2015	\$ 30,225.00			\$ 30,225.00		
144	Derby	SUTHERLAND STREET (Ord St to Granville St)	6	4	650.00	670.00	20.00	6	120	\$ 1,800.00			\$ 1,800.00		
142	Derby	SWAIN STREET	6	4	0.00	20.00	20.00	6.8	136	\$ 2,040.00			\$ 2,040.00		
142	Derby	SWAIN STREET	6	4	20.00	200.00	180.00	6.8	1224	\$ 18,360.00			\$ 18,360.00		
72	Derby	STANWELL STREET	4	3	0.00	20.00	20.00	7.9	158	\$ 2,370.00					\$ 2,370.
72	Derby	STANWELL STREET	5	3	20.00	170.00	150.00	7.9	1185	\$ 17,775.00					\$ 17,775.
112	Derby	GUILDFORD STREET	7	3	1570.00	2810.00	1240.00	7.2	8928	\$ 133,920.00					\$ 133,920.
63	Derby	ALFONSAS STREET	4	4	20.00	230.00	210.00	6	1260	\$ 18,900.00					\$ 18,900.
63	Derby	ALFONSAS STREET	4	4	230.00	240.00	10.00	6	60	\$ 900.00					\$ 900.
64	Derby	HEYTESBURY STREET (Kunamarra St to Blythe St)	4	4	90.00	200.00	110.00	6.9	759	\$ 11,385.00					\$ 11,385.
64	Derby	HEYTESBURY STREET (Blythe St to Archer St)	5	4	200.00	400.00	200.00	6.9	1380	\$ 20,700.00					\$ 20,700.
64	Derby	HEYTESBURY STREET (Archer St to Alfonsas St)	4	4	400.00	500.00	100.00	6.9	690	\$ 10,350.00					\$ 10,350.
64	Derby	HEYTESBURY STREET (Alfonsas St to Hanson St)	5	4	500.00	590.00	90.00	6.9	621	\$ 9,315.00					\$ 9,315.
64	Derby	HEYTESBURY STREET (Hanson St to Knowsley St W)	4	4	590.00	690.00	100.00	6.9	690	\$ 10,350.00					\$ 10,350.
64	Derby	HEYTESBURY STREET (Knowsley St W to Delawarr St)	5	4	690.00	870.00	180.00	7.4	1332	\$ 19,980.00					\$ 19,980.
133	Derby	HOLMAN STREET (Woodhouse St to Tower Pl)	4	4	0.00	90.00	90.00	7.4	666	\$ 9,990.00					\$ 9,990.

Sealed Roads Management Plan 2025 - 2031

Reseal Rate per m²= \$ 15.00

SDWK Road ID	Community	Road Name	Seal Priority + Priority	Road Hierarchy Number	Start	End	Length (m)	Width (m)	Area (m ²)	Value of Reseal	5 Year Reseal Program				
											2026/2027	2027/2028	2028/2029	2029/2030	2030/2031
133	Derby	HOLMAN STREET (Tower Pl to Knowsley St E)	4	4	90.00	180.00	90.00	7.4	666	\$ 9,990.00					\$ 9,990.
133	Derby	HOLMAN STREET (Knowsley St E to Short St)	5	4	180.00	250.00	70.00	7.4	518	\$ 7,770.00					\$ 7,770.
133	Derby	HOLMAN STREET (Short St to Cul De Sac)	5	4	250.00	300.00	50.00	7.4	370	\$ 5,550.00					\$ 5,550.
133	Derby	HOLMAN STREET	4	4	300.00	320.00	20.00	17	340	\$ 5,100.00					\$ 5,100.
										\$ 1,301,970.00	\$ 280,275.00	\$ 279,975.00	\$ 277,035.00	\$ 170,340.00	\$ 294,345.
113	Fitzroy Crossing	EMANUEL WAY	6	2	150.00	230.00	80.00	7.2	576	\$ 8,640.00				\$ 8,640.00	
113	Fitzroy Crossing	EMANUEL WAY	6	2	230.00	280.00	50.00	7.2	360	\$ 5,400.00				\$ 5,400.00	
113	Fitzroy Crossing	FALLON ROAD	6	3	0.00	140.00	140.00	7.2	1008	\$ 15,120.00				\$ 15,120.00	
113	Fitzroy Crossing	FALLON ROAD	7	3	140.00	230.00	90.00	7.2	648	\$ 9,720.00				\$ 9,720.00	
240	Fitzroy Crossing	FALLON ROAD	7	3	230.00	400.00	170.00	7.2	1224	\$ 18,360.00				\$ 18,360.00	
240	Fitzroy Crossing	FALLON ROAD	6	3	400.00	430.00	30.00	7.2	216	\$ 3,240.00				\$ 3,240.00	
240	Fitzroy Crossing	FALLON ROAD	6	3	430.00	450.00	20.00	10	200	\$ 3,000.00				\$ 3,000.00	
240	Fitzroy Crossing	FALLON ROAD	7	3	450.00	570.00	120.00	7.2	864	\$ 12,960.00				\$ 12,960.00	
240	Fitzroy Crossing	SKUTHORP ROAD	6	3	2420.00	2450.00	30.00	7.4	222	\$ 3,330.00				\$ 3,330.00	
240	Fitzroy Crossing	SKUTHORP ROAD	7	3	2450.00	2480.00	30.00	7.4	222	\$ 3,330.00				\$ 3,330.00	
73	Fitzroy Crossing	SKUTHORP ROAD	7	3	2480.00	2620.00	140.00	7.4	1036	\$ 15,540.00				\$ 15,540.00	
										\$ 98,640.00	\$ -	\$ -	\$ -	\$ 98,640.00	\$ -
										\$ 1,400,610.00	\$ 280,275.00	\$ 279,975.00	\$ 277,035.00	\$ 268,980.00	\$ 294,345.

APPENDIX 5. Service Levels

Key Performance Measure	Level of Service	Current Performance		Desired Performance		Actions Required to meet desired level of service	Resources Required	Responsibility
		Community Performance Measure	Technical Performance Measure	Community Performance Measure	Technical Performance Measure			
Condition	Sealed roads are well maintained, clean and have the right quality to serve their purpose	Customer maintenance requests	Reactive repairs as reported by customers or as sighted by SDWK personnel Renewed based on anecdotal condition and age	Majority of customers satisfied with overall condition of the road network, in terms of smooth ride Defects Register Created and Maintained Number of defects logged reducing Majority of customers satisfied with the response time to repair seals e.g. Potholes	Sealed network renewal intervention at condition 4 for all components Sealed network inspected and maintained within Maintenance Intervention Levels as per Sealed Road Management Plan Meeting target response times for repairs when implemented	Inspection, log and repair to specifications in Sealed Road Management Plan Analysis of logs to engineer solutions in problem areas. Include target response times for repairs in the Forward Works Program.	Operational	Works Supervisors / Engineering Technical Officer / Manager Infrastructure Services
	Car parking well maintained, clean and to required standards of compliance	Customer maintenance requests	Maintain and renew to planning requirements and safety audits.	Majority of customers satisfied with the overall condition of the car parking provided Defects Register Created and Maintained Number of defects logged reducing Majority of customers satisfied with the response time to repairs to carpark defects e.g. Potholes	Carpark network renewal intervention at condition 4 for all components with <5% asset outside intervention point Carpark network inspected and maintained within Maintenance Intervention Levels contained within the Sealed Road Management Plan Meeting target response times for repairs	Asset register verified and responsibility for capital and maintenance works resolved with adjacent land owners. Inspection, log and repair to specifications in Sealed Road Management Plan Analysis of logs to engineer solutions in problem areas Initiate target response times for repairs in the Civil Maintenance Program.	Operational	Works Supervisors / Engineering Technical Officer / Manager Infrastructure Services

Sealed Road Management Plan 2020 - 2031

	Shared paths are multi use, well maintained, clean and to required standards of compliance	Customer maintenance requests	Maintain and renew to planning requirements and safety audits.	Majority of customers are satisfied with the overall quality and comfort of paths Defects Register Created and Maintained	Path network renewal intervention at condition 4 Path network is inspected and maintained within Maintenance Intervention Levels contained within the Sealed Road Management Plan	Inspection, log and repair to specifications in Sealed Road Management Plan Analysis of logs to engineer solutions in problem areas. Initiate target response times for repairs in the Sealed Road Management Plan.	Operational	Works Supervisors / Engineering Technical Officer / Manager Infrastructure Services
	Unsealed roads managed to minimise disruption to users while maintaining safe road condition	Customer maintenance requests	Grading and drainage chute maintenance as per Unsealed Road Management Plan	Majority of unsealed road users satisfied with road condition. Defects Register Created and Maintained Decrease in customer maintenance requests.	Unsealed network inspected and maintained within Maintenance Intervention Levels contained within the Sealed Road Management Plan	Inspection, log and repair to specifications in Sealed Road Management Plan Analysis of logs to engineer solutions in problem areas Include target response times for repairs in the Sealed Road Management Plan	Operational	Engineering Technical Officer / Manager Infrastructure Services
	Roadside drainage pits well maintained, intact and clear of debris	Customer maintenance requests	Not included in the Sealed Road Management Plan	Decrease in number of reported blockages Defects Register Created and Maintained	Roadside drainage pits maintained with Maintenance Intervention Levels contained within the Sealed Road Management Plan when implemented	Create specification for maintenance of drainage pits. Inspection, log and repair to this specification.	Operational	Works Supervisors / Engineering Technical Officer / Manager Infrastructure Services
Function	Efficient & reliably traversable network, with well distributed traffic throughout municipality	Customer Feedback	Reactive improvements as issues occur such as Blackspot. Road safety audit completed to support Blackspot application.	Majority of residents and businesses believe the network to be efficient and reliable. Monitor complaints received regarding traffic disruption due to road works. Monitor complaints per year about heavy vehicle usage of road network	Monitor traffic counts in RAMM using MetroCount. Implement specific improvements as traffic flows increase Record and Monitor MRWA data on Blackspot locations, and review RAV network routes	Create a program for traffic flow monitoring inclusive of recording into RAMM and using MetroCount. MetroCount training through RAMM II (WALGA) Include breaches of RAV network routes reported to defects register.	Developer Contributions around new subdivisions for upgrade to surrounding road network	Engineering Technical Officer / Manager Infrastructure Services

Local Road Management Plan 2020 - 2031

	Traffic control systems are designed to improve traffic flow and community safety	Customer Feedback	MRWA Blackspot locations related to intersections	Majority of residents are satisfied that wait times at intersections are acceptable. Monitor complaints received regarding traffic disruption due to road works. Monitor complaints per year about heavy vehicle usage of road network	Implement specific improvements in next budget year at intersections where; Increase in traffic flow exceeds capacity of intersection design, Named as MRWA Blackspot or where Safety Audit indicates improvement is required.	Check criteria contained within 3 year capital works program and annual budget when updated	Operational	Engineering Technical Officer / Manager Infrastructure Services
	Paths designed and managed for all users	Customer Feedback	All new paths are concrete and minimum 1.5m wide	Customer Satisfaction Survey	Increase width of paths to minimum 1.5m at renewal or earlier if funds allow. Add tactile tiles at intersections		Capital	Engineering Technical Officer / Manager Infrastructure Services
	Path connectivity to centres, schools, public transport stops and points of interest	Customer Feedback	Path 5 year future capital plan as budget allows	Integrate paths into the road and open space networks to increase connectivity	Increase new path network outside of new sub divisions as per Path Plan Construct paths within 12 months of majority of houses being constructed in new sub divisions.	Update future path plan to a 10 year projection and add to the GIS Review tender specifications for Shared Path Construction	Capacity of annual Shared path Construction Contractor be sufficient for increasing workload	Engineering Technical Officer / Manager Infrastructure Services
	Parking spaces are managed to ensure maximum access to CBD and Shire Facilities for all vehicle types.	Customer Feedback	Maintain planning requirements and safety audits.	Customer Satisfaction Survey	Increase public transport opportunities to reduce pressure on existing parking. Initiate other non-asset solutions to parking	Minimum size of standard parking bay to be 6.0 x 3.0m		Engineering Technical Officer / Manager Infrastructure Services
Cost/Affordability	To provide and manage the services in the most cost effective manner to the required level of service	Annual report to community on completed projects	Operational expenses within annual budget threshold Capital works delivered within budget threshold	Majority of community are satisfied that the transport network represents good value for money Capital projects in annual budget are completed on time and on budget	Record and analyse results of Resealing Program Record and analyse results from Asphalt surfacing All capital works projects are selected based on defined prioritisation and economic criteria Operating expenditure managed in accordance with adopted budget	Investigate alternative bitumen options (Polymer Modified Bitumen etc) on renewal to improve surface life Investigate IT solution for road asset inspections including mobile application		Engineering Technical Officer / Manager Infrastructure Services

Local Road Management Plan 2020 - 2031

Safety	The transport network feels safe to users relative to other similar networks	Customer feedback	Annual safety audits Blackspot program	Majority of the community are satisfied that the road environment is predictable, and road design is safe	Include safety inspections annually in maintenance inspections	Add safety inspection to the Forward Works Program	Operational	Engineering Technical Officer / Manager Infrastructure Services
	The path network feels safe to users relative to other similar networks	Customer feedback	Annual safety audits Insurance claims	Majority of the community are satisfied that the path network is well designed and safe	Access and Inclusion review of all standard designs Monitor insurance claims for cause of incident	Redesign of crossover and pram ramps Document, implement and review process for new designs Process for insurance information	Operational Budget allocation for training and Road Safety Audits	Engineering Technical Officer / Manager Infrastructure Services
	Blue & White (B&W) Directional Signs are clear, concise and easy to read by drivers	Customer feedback	Limit of 21 characters on signs Max of 6 B&W signs per intersection No B&W signs permitted at intersections in CBD	Majority of businesses are satisfied with the blue and white directional sign policy and its implementation	Limit of 21 characters on signs Max of 6 B&W signs per at intersection No B&W signs permitted in CBD	No Action	Operational	Engineering Technical Officer / Manager Infrastructure Services
	Traffic management at road works is best practice	Customer feedback		Majority of road users consider work sites to be safe to pass through	No crashes occur at work sites Traffic Management Plans are documented and implemented Traffic Management plans on contractor sites are assessed by qualified Shire Officer	Monitor incidents at work sites through OSH process	Operational	Engineering Technical Officer / Manager Infrastructure Services
	Safe driving education programs are well supported by the Shire		Publicity & promotion campaigns	Majority of community agree that road safety is promoted	Support a RoadWise project annually	Continued involvement on Derby RoadWise Committee	Funding grant	Director Technical & Development Services
	Adequate street lighting to enhance safety for road users and pedestrians through visibility and security	Customer feedback	Liveable Neighbourhoods standards being met in new subdivisions No improvement plan for older areas	Increase in perception of safety through customer survey Improved visibility on urban roads to Australian Standards	Staged improvement of residential lighting to Liveable Neighbourhoods standards	Audit and implementation plan for retrospective improvement of street lighting	Funding of joint project with Horizon Power	Director Technical & Development Services / Manager Infrastructure Services

APPENDIX 6. Defect Intervention Level and Rectification Time



Defect And Intervention Level	Rectification Action	Maintenance Category / Response Time
<p>Potholes</p> <p>Pothole ≥300mm diameter & ≥100mm depth</p>	<p>Patch potholes <1 m², in travelled path using bituminous and other appropriate materials to restore the riding surface to a smooth condition</p>	<p>Within 2 business days of customer complaint / report / notification</p>
<p>Depression / Wheel Rut / Dig-out / Crocodile Cracks</p> <p>Ruts or depression >50mm below the surrounding pavement surface; Area affected <5 m²</p>	<p>Apply a regulating / levelling course of bituminous materials to depressed or rutted areas.</p>	<p>Within 5 business days of report / notification</p>
<p>Cracking</p> <p>All Cracks > 20mm width</p>	<p>Seal and fill cracks and joints using liquid bituminous sealants</p>	<p>Within 5 business days of report / notification</p>
<p>Tree Root Damage –</p> <p>When pavement is raised >150mm (as measured 2m from base of tree).</p>	<p>Ramping out displacement</p> <p>Permanent repair</p>	<p>Within 2 business days of notification</p> <p>Within 6 months of initial repair</p>

Local Roads Management Plan 2025 - 2031

APPENDIX 7. Maps Showing Location of SDWK Sealed Road Network

Sealed Roads Management Plan 2020 - 2031



Shire Sealed Roads – Map 1, Derby Townsite

Sealed Roads Management Plan 2020 - 2031



Shire Sealed Roads – Map 2, Derby Airport & Hamlet Grove

Sealed Roads Management Plan 2020 - 2031



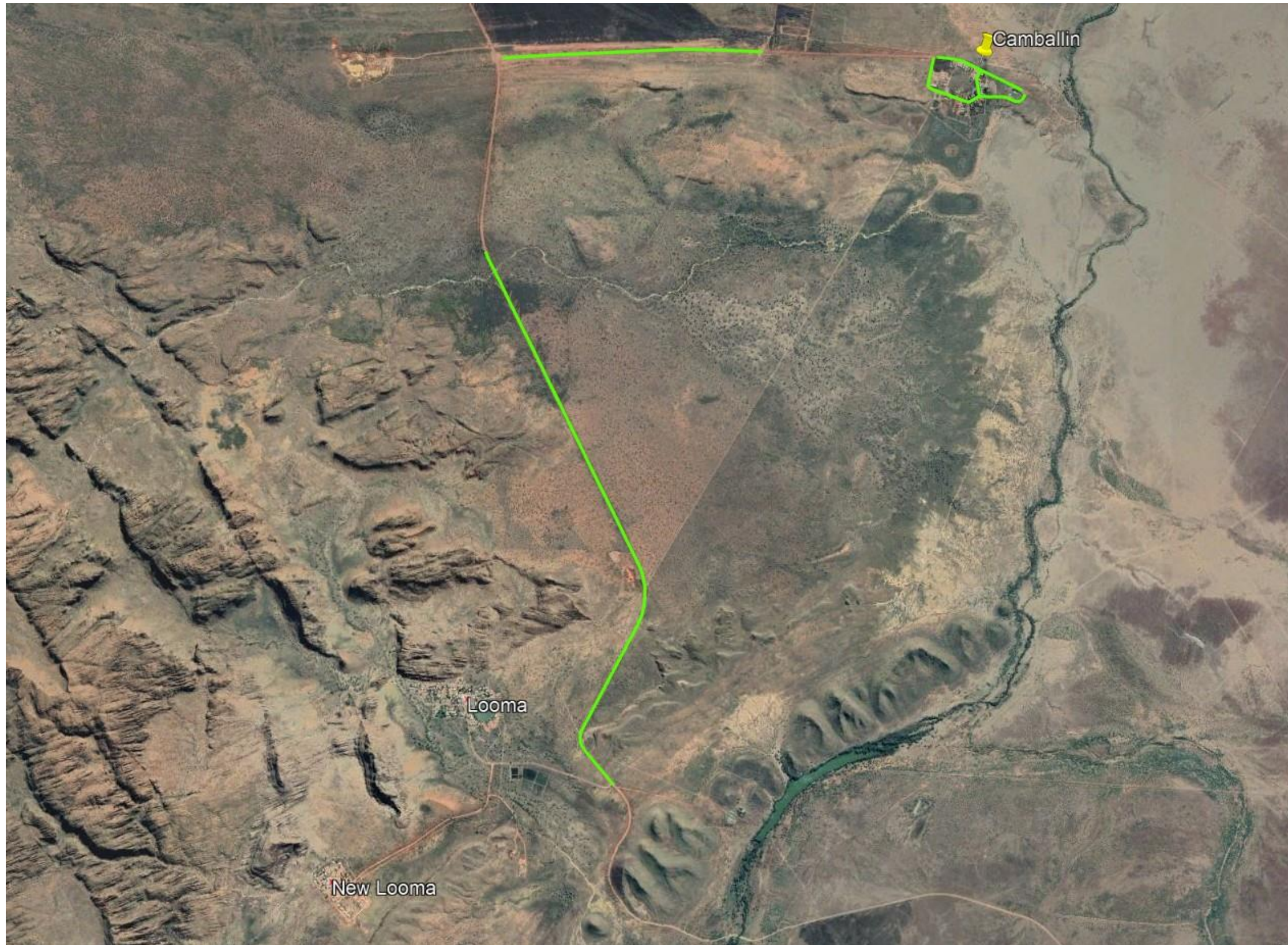
Shire Sealed Roads – Map 3, Fitzroy Crossing Townsite

Sealed Roads Management Plan 2020 - 2031



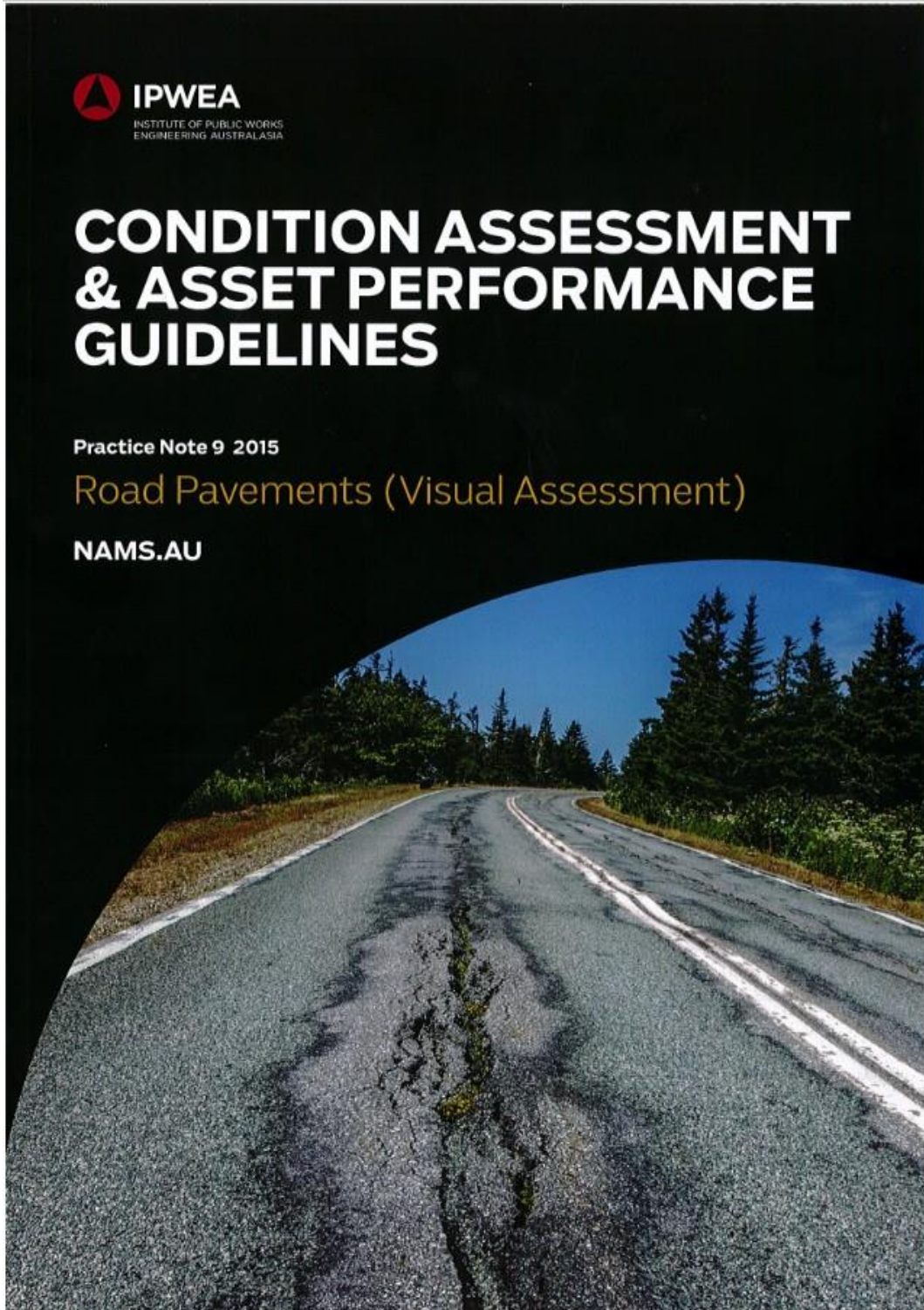
Shire Sealed Roads – Map 4, Geikie Gorge Rd / Russ Rd intersection showing communities’ private access roads

Sealed Roads Management Plan 2020 - 2031



Shire Sealed Roads – Map 5, Camballin Area

APPENDIX 8. Visual Assessment of Road Pavement Manual



Local Roads Management Plan 2020 - 2031

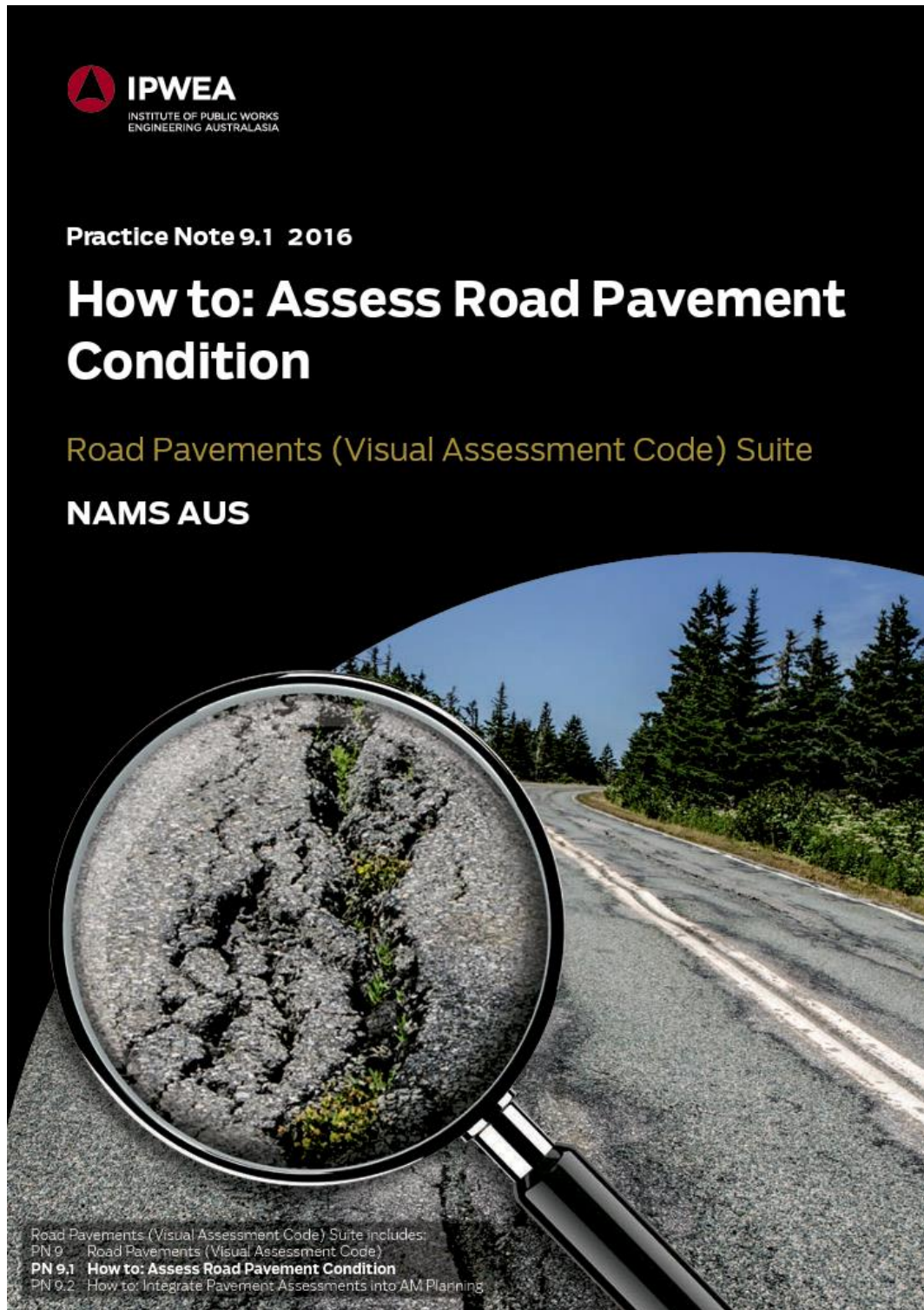
CONTENTS

ABBREVIATIONS AND ACRONYMS	vii
QUICK GUIDE	viii
1.0 SCOPE OF THESE GUIDELINES	1
2.0 PURPOSE OF THE GUIDELINES	3
3.0 WHAT IS MEANT BY CONDITION ASSESSMENT?	4
4.0 THE FUNCTION OF ROAD ASSETS	5
5.0 LEVEL OF SERVICE	6
6.0 ASSET OWNER’S DUTY OF CARE	8
7.0 RISK MANAGEMENT	10
7.1 Application of Risk Management in Roads Asset Management.....	10
7.2 Core and Advanced Approaches to Risk Management	10
7.3 Road Pavement Risk Context	10
7.4 Distress Modes.....	10
7.5 Failure Consequences	11
7.6 Segment/Component Consequence.....	12
7.7 Likelihood of Failure	13
7.8 Risk Analysis.....	13
7.9 Monitoring and Reviewing Risk.....	14
8.0 INFORMATION MANAGEMENT	15
8.1 Define the Organisation’s Needs First	15
8.2 Information Required.....	15
8.3 Data Capture Options	16
8.4 Data Analysis and Reporting	16
8.5 Maintaining the Data.....	16
8.6 Implementation of the Strategy Using a Pilot Study.....	17
9.0 RATING SYSTEM FOR ROAD PAVEMENT CONDITION ASSESSMENT	18
9.1 Core Approach	18
9.2 Advanced Approach.....	18
10.0 ROAD PAVEMENTS CONDITION DATA SOURCES	22
10.1 Introduction.....	22
10.2 Complaints / Requests Systems	22
10.3 Formal Inspection Programs	22
10.4 Organisation Staff Knowledge and Reporting of Defects / Needs.....	22
10.5 Other Works Impacts.....	23
10.6 Advanced Data Collection	23

Local Roads Management Plan 2020 - 2031

11.0	ROAD NETWORK INSPECTION PROCESS	24
11.1	Preliminaries.....	24
11.2	Pre-inspection Process.....	24
11.3	Segmentation.....	25
11.4	Role of Assessor/Inspector.....	25
11.5	Inspection Frequency.....	26
11.6	Workplace Health and Safety.....	26
11.7	Assessing the Segments/Components.....	26
11.8	Condition Survey Data.....	27
11.9	Writing Standard Work Orders.....	27
12.0	DATA ANALYSIS	28
12.1	Introduction.....	28
12.2	Outcomes from Data Analysis.....	28
12.3	Component Level Data Validation.....	28
12.4	Analysis Reporting.....	29
12.5	Future Data Analysis.....	29
13.0	LIFECYCLE ANALYSIS AND LONG TERM FINANCIAL PLANNING	30
13.1	Preliminaries.....	30
14.0	WORK SCHEDULES AND PROGRAMS	32
14.1	Works Orders for Reactive Maintenance Activities.....	32
14.2	Pro-Active Maintenance Planning.....	32
14.3	Capital Expenditure Projects – Renewals and Replacements.....	33
14.4	Capital Expenditure Projects – New Construction and Upgrades.....	33
15.0	IMPROVEMENT PLAN	34
16.0	ISO ASSET MANAGEMENT STANDARDS	35
16.1	The Standards.....	35
16.2	Who will use the Standards.....	36
16.3	Why use the Standards.....	36
16.4	Conformity Assessment.....	36
16.4	Where to access the Standards.....	36
16.5	Applying the Standards as part of Condition Assessment.....	36
16.6	Supplement to the IIMM.....	36
17.0	REFERENCES	37
	APPENDIX 1 – EXAMPLE LEVELS OF SERVICE – ROAD PAVEMENTS	38
	APPENDIX 2 – RISK MANAGEMENT	39
	APPENDIX 3 – VISUAL ASSESSMENT GUIDE	41
	APPENDIX 4 – GAUGING LENGTHS	109

APPENDIX 9. How to Assess Road Pavement Condition Manual



CONTENTS

1.0	Purpose	1
2.0	Background	1
2.1	The Approach of this Guide.....	1
2.2	Road Asset Condition versus Road Maintenance Defect.....	1
2.3	Core and Advanced Approach.....	2
2.4	Calculation of Condition Scores.....	2
2.5	How to Undertake Condition Surveys Using This Guide.....	2
2.6	Definitions.....	3
3.0	Road Asset Components	3
3.1	Unsealed Road Formation.....	3
3.2	Unsealed Road Pavement.....	3
3.3	Sealed Road Pavement.....	3
3.4	Bitumen Sealed and Asphalt Surfacing.....	4
3.4.1	Cracking of Sealed Surfaces.....	4
3.4.2	Surface Cracking versus Pavement Cracking.....	4
3.5	Rigid Pavements.....	5
4.0	Road Components Condition Assessment	5
5.0	Bitumen Seal Condition Assessment	5
5.1.1	Surface Texture.....	5
5.1.2	Binder Age.....	6
5.1.3	Surface Cracking.....	6
5.1.4	Patching.....	7
5.1.5	Final Bitumen Seal Condition Rating Score.....	7
6.0	Asphalt Seal Condition Assessment	7
6.1.1	Surface Texture.....	7
6.1.2	Asphalt Age.....	8
6.1.3	Surface Cracking.....	8
6.1.4	Patching.....	9
6.1.5	Final Asphalt Seal Condition Rating Score.....	9
7.0	Sealed Pavement Condition Assessment	9
7.1	Roughness.....	9
7.2	Pavement Cracking.....	10
7.3	Rutting.....	11
7.4	Final Sealed Pavement Condition Rating Score.....	12

Local Roads Management Plan 2025 - 2031

8.0	Rigid Pavement Condition Assessment	12
8.1	Deformation.....	12
8.2	Cracking.....	12
8.3	Joint Sealant.....	13
8.4	Final Rigid Pavement Condition Rating Score.....	13
9.0	Unsealed Pavement (Gravel) Condition Assessment	13
9.1	Resheet Age.....	13
9.2	Pavement Depth.....	13
9.3	Pavement Material Durability.....	14
9.4	Final Unsealed Pavement Condition Rating Score.....	14
10.0	Unsealed Formation Condition Assessment	14
10.1	Profile and Drainage.....	14
10.2	Driveability after Wet Weather.....	14
10.3	Final Unsealed Formation Condition Rating Score.....	15

Local Roads Management Plan 2020 - 2031

TABLES

Table 1: Asset Components by Road Type.....2
 Table 2: Bitumen Surface Texture Defect Rating5
 Table 3: Assessment of Binder Age 6
 Table 4: Bitumen Surface Cracking Defect Rating..... 6
 Table 5: Bitumen Surface Cracking Extent 6
 Table 6: Bitumen Surface Cracking Severity6
 Table 7: Bitumen Surface Cracking Defect Rating.....6
 Table 8: Patching Defect Rating7
 Table 9: Asphalt Surface Texture Defect Rating7
 Table 10: Assessment of Asphalt Age 8
 Table 11: Asphalt Surface Cracking Defect Rating 8
 Table 12: Asphalt Surface Cracking Extent..... 8
 Table 13: Asphalt Surface Cracking Severity..... 9
 Table 14: Asphalt Surface Cracking Defect Rating 9
 Table 15: Asphalt Patching Defect Rating.....9
 Table 16: Manual Roughness Defect Rating.....10
 Table 17: Pavement Cracking Defect Rating.....10
 Table 18: Pavement Cracking Extent10
 Table 19: Pavement Cracking Severity11
 Table 20: Pavement Cracking Defect Rating11
 Table 21: Manual Pavement Rutting Defect Rating.....11
 Table 22: Sealed Pavement Rutting Extent11
 Table 23: Sealed Pavement Rutting Severity11
 Table 24: Sealed Pavement Rutting Defect Rating.....12
 Table 25: Rigid Pavement Deformation Extent12
 Table 26: Rigid Pavement Deformation Severity12
 Table 27: Rigid Pavement Deformation Defect Rating12
 Table 28: Rigid Pavement Cracking Extent12
 Table 29: Rigid Pavement Cracking Severity13
 Table 30: Rigid Pavement Cracking Defect Rating.....13
 Table 31: Rigid Pavement Joint Sealant Defect Rating.....13
 Table 32: Resheet Age Defect Rating.....13
 Table 33: Pavement Depth Defect Rating.....13
 Table 34: Gravel Durability Defect Rating.....14
 Table 35: Unsealed Road Formation Profile and Drainage Defect Rating.....14
 Table 36: Driveability Rating Low Strength Clay Formation.....14
 Table 37: Driveability Rating Medium Strength Loam Formation14
 Table 38: Driveability Rating High Strength Gravel Formation15
 Table 39: Roughness Conversion and Rating Guide19
 Table 40: Bitumen Surface Texture Defect Rating26
 Table 41: Assessment of Binder Age26
 Table 42: Bitumen Surface Cracking Defect Rating.....26
 Table 43: Bitumen Surface Cracking Extent.....26
 Table 44: Bitumen Surface Cracking Severity27
 Table 45: Patching Defect Rating27
 Table 46: Asphalt Surface Texture Defect Rating.....28
 Table 47: Assessment of Asphalt Age28
 Table 48: Asphalt Surface Cracking Defect Rating28
 Table 49: Asphalt Surface Cracking Extent.....28

Table 50: Asphalt Surface Cracking Severity.....29
 Table 51: Asphalt Patching Defect Rating.....29
 Table 52: Manual Roughness Defect Rating30
 Table 53: Pavement Cracking Defect Rating.....30
 Table 54: Pavement Cracking Extent30
 Table 55: Pavement Cracking Severity31
 Table 56: Sealed Pavement Rutting Defect Rating.....31
 Table 57: Sealed Pavement Rutting Extent31
 Table 58: Sealed Pavement Rutting Severity31
 Table 59: Rigid Pavement Deformation Extent32
 Table 60: Rigid Pavement Deformation Severity32
 Table 61: Rigid Pavement Cracking Extent32
 Table 62: Rigid Pavement Cracking Severity32
 Table 63: Rigid Pavement Joint Sealant Defect Rating.....32
 Table 64: Resheet Age Defect Rating.....33
 Table 65: Pavement Depth Defect Rating.....33
 Table 66: Gravel Durability Defect Rating.....33
 Table 67: Unsealed Road Formation Profile and Drainage Defect Rating.....34
 Table 68: Driveability Rating Low Strength Clay Formation.....34
 Table 69: Driveability Rating Medium Strength Loam Formation34
 Table 70: Driveability Rating High Strength Gravel Formation34

FIGURES

Figure 1: Condition Assessment Representative Gauging length.....2
 Figure 2: Examples of Bitumen Cracking..... 4
 Figure 3: Examples of Stripping Condition.....5
 Figure 4: Examples of Surface Cracking Condition..... 8
 Figure 5: Pavement Cross Section Elements16
 Figure 6: Measuring Width17
 Figure 7: Trafficable Width18

APPENDICES

Appendix A – Definitions.....16
 Appendix B – Comparison of Roughness Scales19
 Appendix C – Seal Condition Rating Sheet.....20
 Appendix D – Asphalt Surface Condition Rating Sheet.....21
 Appendix E – Sealed Pavement Condition Rating Sheet22
 Appendix F – Rigid Pavement Condition Rating Sheet23
 Appendix G – Unsealed Pavement Condition Rating Sheet24
 Appendix H – Unsealed Formation Condition Rating Sheet25
 Appendix I – Field Reference Sealed Bitumen Condition.....26
 Appendix J – Field Reference Sealed Asphalt Condition28
 Appendix K – Field Reference Sealed Pavement Condition30
 Appendix L – Field Reference Rigid Pavement Condition32
 Appendix M – Field Reference Unsealed Pavement Condition33
 Appendix N – Field Reference Unsealed Formation Condition34

APPENDIX 10. Sample Photos – Sealed Road Conditions



Crocodile Cracking, Granville St – Condition 5, Very Poor



Transverse Cracking, Wodehouse St – Condition 5, Very Poor

Local Roads Management Plan 2020 - 2031



Block Cracking, Fitzroy St – Condition 3, Fair



Edge Break, Jetty Rd – Condition 4, Poor

Coastal Roads Management Plan 2020 - 2031



Edge Drop Off, Rodgers St – Condition 4, Poor



Deformation (rutting), Jetty Rd – Condition 4, Poor

Local Roads Management Plan 2020 - 2031



Ravelling (fretting), Curtin Access Rd – Condition 5, Very Poor



Stripping, Rowell Crt – Condition 5, Very Poor

Coastal Roads Management Plan 2020 - 2031



Potholing, Jetty Boat Ramp Access Road – Condition 5, Very Poor



Polishing, Short St – Condition 5, Very Poor

Coastal Roads Management Plan 2020 - 2031



Flushing (bleeding), Jetty Boat Ramp Access Road – Condition 5, Very Poor



Deformation (shoving), Jetty Access Road – Condition 4, Poor

19 URGENT BUSINESS**20 MATTERS FOR WHICH THE MEETING MAY BE CLOSED****RECOMMENDATION**

That Council **CONSIDERS** the confidential report(s) listed below in a meeting closed to the public in accordance with Section 5.23(2) of the *Local Government Act 1995*:

20.1 Rates Exemption - A103204 15 Guildford Street Derby

This matter is considered to be confidential under section 5.23 - (4)(a) of the *Local Government Act 1995* as it deals with Legal advice, or other information, over which the local government holds legal professional privilege.

21 CLOSURE**21.1 Date of Next Meeting**

The next ordinary meeting of Council will be held 5:30 PM, Thursday 21 May 2026 at the Council Chambers, 31 Clarendon Street, Derby.

21.2 Closure of Meeting