



**Shire of Derby /
West Kimberley**

AGENDA

Ordinary Council Meeting Thursday 26 March 2026

I hereby give notice that an Ordinary Meeting of Council will be held on:

Date: Thursday 26 March 2026

Time: 11:00 AM

Location: Karrayili Adult Education Centre, Fitzroy Crossing

Tamara Clarkson Chief Executive Officer



Our Guiding Values

We are **PROUD** of who we are and where we live.

We will create a **POSITIVE LEGACY** for our children and children's children.

We will go about our business with **INTEGRITY, TRANSPARENCY and AUTHENTICITY**.

We value and **RESPECT** what our community has to say and will strive to make things happen.

We are **PROUD** of and value the **KNOWLEDGE** of our diverse and strong people and cultures.

We value our **RELATIONSHIPS** and will work with others to achieve common goals and gain maximum impact.

We are **PROUD** of and **COMMITTED** to the responsible preservation of our unique natural environment and making sure our built environment reflects our current and future needs.

We are open for and encourage business, industry and all aspects of **COMMUNITY DEVELOPMENT**, particularly our thriving arts and cultural scene.

Disclaimer

No responsibility whatsoever is implied or accepted by Shire of Derby/West Kimberley (the Shire) for any act, omission or statement or intimation occurring during Council or Committee meetings.

The Shire disclaims any liability for any loss whatsoever and howsoever caused arising out of reliance by any person or legal entity on any such act, omission or statement or intimation occurring during Council or Committee meetings. Any person or legal entity who acts or fails to act in reliance upon any statement, act or omission made in a Council or Committee meeting does so at that person's or legal entity's own risk.

In particular and without derogating in any way from the broad disclaimer above, in any discussion regarding any planning application or application for a licence, any statement or intimation of approval made by any Council Member or officer of the Shire during the course of any meeting is not intended to be and is not taken as notice of approval from the Shire.

The Shire warns that anyone who has any application lodged with the Shire must obtain and should only rely on written confirmation of the outcome of the application and any conditions attaching to the decision made by the Shire in respect of the application.

Notes for Members of the Public

PUBLIC QUESTION TIME

Shire of Derby/West Kimberley extends a warm welcome to you attending a Shire meeting. The Shire is committed to involving the public in its decision-making processes whenever possible. The ability to ask questions during 'Public Question Time' is of critical importance in pursuing this objective. The Shire sets aside a period of 'Public Question Time' to enable a member of the public to put forward questions to Council. Questions should only relate to the business of the Shire and should not be a statement or personal opinion. Upon receipt of a question from a member of the public, the Presiding Member may either answer the question, direct it to an officer to answer or it will be taken on notice.

Any comments made by a member of the public become a matter of public record as they are minuted by Council. Members of the public are advised that they are deemed to be held personally responsible and legally liable for any comments made by them that might be construed as defamatory or otherwise considered offensive by any other party.

MEETING FORMALITIES

Local Government Council meetings are governed by legislation and regulations. During the meeting, no member of the public may interrupt proceedings or enter into conversation. Members of the public shall ensure that any electronic devices or audible pager are switched off and not used during any Shire meeting.

Members of the public are hereby advised that the use of any electronic, visual or audio recording device or instrument to record proceedings of the meeting is not permitted without permission of the Presiding Member.

COPYRIGHT

Any plans or documents contained within this agenda may be subject to copyright law provisions (*Copyright Act 1968*, as amended) and that the express permission of the copyright owner(s) should be sought prior to their reproduction. It should be noted that copyright owners are entitled to take legal action against any persons who infringe their copyright. A reproduction of material that is protected by copyright may represent a copyright infringement.

Notes for Council Members

NATURE OF COUNCIL'S ROLE IN DECISION MAKING

Advocacy:	When Council advocates on its own behalf or on behalf of its community to another level of government/body/agency.
Executive/Strategic:	The substantial direction setting and oversight role of the Council such as adopting plans and reports, accepting tenders, directing operations, grants, and setting and amending budgets.
Legislative:	Includes adopting local laws, town planning schemes and policies.
Administrative:	When Council administers legislation and applies the legislative regime to factual situations and circumstances that affect the rights of people. Examples include town planning applications, building licences and other decisions that may be appealable to the State Administrative Tribunal.
Review:	When Council reviews a decision made by Officers.
Information:	Includes items provided to Council for information purposed only that do not require a decision of Council (that is for 'noting').

ALTERNATIVE MOTIONS

Council Members wishing to make alternative motions to officer recommendations are requested to provide notice of such motions in written form to the Chief Executive Officer prior to the Council meeting.

DECLARATIONS OF INTERESTS

Council Members should fill in Disclosure of Interest forms for items in which they have a financial, proximity or impartiality interest and forward these to the Presiding Member before the meeting commences.

Council Members must disclose the nature of their interest in matters to be discussed at the meeting (Part 5 Division 6 of the *Local Government Act 1995*). Employees must disclose the nature of their interest in reports or advice when giving the report or advice to the meeting (Sections 5.70 and 5.71 of the *Local Government Act 1995*).

APPLICATION FOR LEAVE OF ABSENCE

In accordance with Section 2.25 of the *Local Government Act 1995*, an application for leave requires a Council resolution granting leave requested. Council may grant approval for Leave of Absence for a Council Member for ordinary Council meetings for up to but not more than six consecutive meetings. The approval of the Minister is required for leave of absence greater than six ordinary Council meetings.

This approval must be by Council resolution and differs from the situation where a Council Member records their apologies for the meeting. A failure to observe the requirements of the Act that relates to absence from meetings can lead to a Council Member being disqualified should they be absent without leave for three consecutive meetings.

Order Of Business

1 Declaration of Opening..... 7

2 Acknowledgment of Country 7

3 Disclaimer 7

4 Announcement of Visitors 7

5 Attendance via Electronic Means 7

6 Applications for Leave of Absence 7

7 Responses to Previous Public Questions taken on Notice 7

8 Public Time..... 7

 8.1 Public Question Time 7

 8.2 Public Statements 7

9 Disclosure of Interests 7

 9.1 Declaration of Financial Interests 7

 9.2 Declaration of Proximity Interests 7

 9.3 Declaration of Impartiality Interests 7

10 Petitions, Deputations, Presentations and Submissions 8

11 Confirmation of Minutes of Previous Meetings 8

12 Announcements by Presiding Person without Discussion 8

13 Recommendations and Reports of Committees 8

 Nil

Reports 9

14 Executive Services 9

 Nil

15 Corporate Services 10

 15.1 Surplus Goods Asset Disposal Policy 10

 15.2 Request for Fee Waiver - Edith Cowan University 16

 15.3 Statement of Financial Activity February 2026 18

 15.4 Accounts for Payment - February 2026..... 47

16 Community Services 75

 16.1 Request for Fee Waiver - Country Women's Association 75

17 Development Services 80

 Nil

18 Infrastructure 81

 18.1 Award of Tender T3-2025/26 Reconstruction and Resealing Works Various Roads - Fitzroy Crossing..... 81

18.2 Disposal of Fleet Vehicles 85

19 Urgent Business..... 87

20 Matters for which the Meeting may be Closed 87

20.1 Nomination for Honorary Freeman of the Shire of Derby / West Kimberley 87

21 Closure..... 87

21.1 Date of Next Meeting..... 87

21.2 Closure of Meeting..... 87

1 DECLARATION OF OPENING**2 ACKNOWLEDGMENT OF COUNTRY**

In the spirit of Reconciliation, the Shire of Derby/West Kimberley acknowledges the traditional custodians of country throughout the Shire and the continued connection to the land, waters and community.

The Shire would like to pay our respects to the people, the cultures and the Elders past and present and the continuation of cultural, spiritual and educational practices of Aboriginal people.

3 DISCLAIMER

This meeting will be video recorded and live-streamed on the Shire's Youtube channel, with the exception of confidential items and periods of adjournment as determined by the Presiding Member. By being present at this meeting, members of the public consent to the possibility that their voice and/or image may be live-streamed to the public. Recordings will also be made available on the Shire's Youtube channel and official website following the meeting. The official record of the meeting will be the written minutes kept in accordance with the *Local Government Act 1995* and any relevant regulations.

4 ANNOUNCEMENT OF VISITORS**5 ATTENDANCE VIA ELECTRONIC MEANS****6 APPLICATIONS FOR LEAVE OF ABSENCE****7 RESPONSES TO PREVIOUS PUBLIC QUESTIONS TAKEN ON NOTICE****8 PUBLIC TIME****8.1 Public Question Time****8.2 Public Statements****9 DISCLOSURE OF INTERESTS**

Division 6: Sub-Division 1 of the Local Government Act 1995. Care should be taken by Council Members to ensure that a financial/impartiality/proximity interests are declared and that they refrain from voting on any matter, which is considered to come within the ambit of the Act.

9.1 Declaration of Financial Interests**9.2 Declaration of Proximity Interests****9.3 Declaration of Impartiality Interests**

10 PETITIONS, DEPUTATIONS, PRESENTATIONS AND SUBMISSIONS

11 CONFIRMATION OF MINUTES OF PREVIOUS MEETINGS

RECOMMENDATION

That the Minutes of the Shire of Derby/West Kimberley Ordinary Meeting held on 26 February 2026 at the Council Chambers, 31 Clarendon Street, Derby be CONFIRMED.

12 ANNOUNCEMENTS BY PRESIDING PERSON WITHOUT DISCUSSION

13 RECOMMENDATIONS AND REPORTS OF COMMITTEES

NIL

REPORTS

14 EXECUTIVE SERVICES

Nil

15 CORPORATE SERVICES

15.1 SURPLUS GOODS ASSET DISPOSAL POLICY

File Number: 4160

Author: Rowan Scott, Manager ICT and Customer Service

Responsible Officer: Jill Brazil, Director Corporate Services

Authority/Discretion: Legislative

SUMMARY

This report seeks Council approval to adopt the attached Surplus Goods Asset Disposal Policy.

DISCLOSURE OF ANY INTEREST

Nil by Author and Nil by Responsible Officer.

BACKGROUND

A comprehensive review of all Council policies has been completed (Ordinary Council Meeting held 27 November 2025, Resolution 44/25, 45/25 and 46/25), including evaluation assessment and recommendations provided by an independent external advisor, under a guiding principle of ensuring that all policies meet relevant statutory requirements and remain fit for purpose. Policies were also compared to relevant independent advice and templates provided by WALGA and the Department of Local Government. As part of this review the need for a Surplus Goods Asset Disposal Policy was identified.

This policy is intended to provide a framework to achieve the efficient and accountable disposal of surplus Shire property with a maximum market value of \$5,000, for personal, community, or commercial benefit in accordance with Part 3 (Division 3 – Subdivision 6) of the *Local Government Act 1995*.

STATUTORY ENVIRONMENT

Local Government Act 1995, s.3.58 – Disposing of Property governs the disposal of property (selling, leasing, or transferring) by local governments.

Local Government (Functions and General) Regulations 1996 Section 30.3(a) - States the disposition of property other than land is an exempt disposition if its market value is less than \$20,000.

POLICY IMPLICATIONS

As set out in this report.

FINANCIAL IMPLICATIONS

Nil.

STRATEGIC IMPLICATIONS

GOAL	OUR PRIORITIES	WE WILL
1. Leadership and Governance	1.2 Capable, inclusive and effective organisation	1.2.2 Provide strong governance

RISK MANAGEMENT CONSIDERATIONS

RISK	LIKELIHOOD	CONSEQUENCE	RISK ANALYSIS	MITIGATION
Legal & Compliance: If Council policies are not reviewed they may be non-compliant with legislation	Unlikely	Moderate	Medium	Ensure Council Members are informed of the local government’s compliance requirements.

CONSULTATION

Internal.

COMMENT

The Shire has identified excess minor equipment which requires disposal. The equipment is either:

- Unserviceable or beyond economic repair
- Technologically obsolete
- Operationally inefficient
- Surplus to current or immediately foreseeable needs
- Scrap Materials
- Part of an asset replacement plan
- Unsustainable costs associated with the retaining of goods such as storage, insurance, security and management
- Other assets deemed surplus to requirements by the Chief Executive Officer with a value of less than \$5,000.

Rather than directing to landfill, it is proposed to either donate the equipment to community or not-for-profit groups, or to sell at a cost to individuals through an expression of interest invitation. Priority will be given to local community and not-for-profit groups.

Surplus Goods Asset Disposal Policy	<p>The objective of this policy is to establish a framework to clearly define the responsibilities of Shire Officers in managing the disposal of surplus goods, materials and portable assets.</p> <p>This policy sets the principles for the provision of surplus goods to community organisations and not-for-profit groups via donation, or to individuals or commercial enterprises at a price set by the Chief Executive Officer.</p>
-------------------------------------	--

	<p>This policy has been revised as required through amendments to the <i>Local Government Act 1995</i>.</p> <p>The policy is designed to offer the option of donating excess goods to organisations to utilise for themselves or for those community members who they represent. This provides the dual benefit of assisting the community and reducing landfill.</p> <p>The goods which may be disposed of include, but are not limited to;</p> <ul style="list-style-type: none">• Computer monitors, keyboards and mice.• Office desks and chairs.• Filing cabinets.• Shelving.• Obsolete/damaged maintenance equipment such as lawn mowers, tools.
--	--

VOTING REQUIREMENT

Absolute majority

ATTACHMENTS

1. **Surplus Goods Asset Disposal Policy** [↓](#) 

RECOMMENDATION

That Council by **ABSOLUTE MAJORITY**:

1. **ADOPTS** the Surplus Goods Asset Disposal Policy.
2. **AUTHORISES** the Chief Executive Officer to make any relevant amendments, formatting, or other minor wording changes to the policy.



SURPLUS GOODS ASSET DISPOSAL POLICY

1. POLICY OBJECTIVE

The objective of this policy is to establish a framework and clearly define the responsibilities of Council Officers in managing the disposal of surplus goods, materials and portable assets.

2. POLICY SCOPE

This policy applies to assets which are:

- a) Unserviceable or beyond economic repair; and/or
- b) Technologically obsolete; and/or
- c) Operationally inefficient; and/or
- d) Surplus to current or immediately foreseeable needs; and/or
- e) Scrap materials; and/or
- f) Part of an asset replacement plan; and/or
- g) Unsustainable costs associated with the retaining of goods such as storage, insurance, security and management; and/or
- h) Other assets deemed surplus to requirements as determined by the Chief Executive Officer, with a market value of less than \$5,000.

3. DEFINITIONS

Surplus goods, materials and scrap material:

Some examples of goods, materials and scrap material include:

Goods, materials: sand, gravel, soil, chemicals, paint, turf, hardware items, pavers;

Scrap materials: pipe, cables, timber, pipe fittings, scrap metals, steel posts, street signs, tool boxes

Portable assets:

Items which are easily transportable/concealed and can be used outside of work (personal) or are easily disposed as well as any other goods the Shire so chooses.

Some examples of portable assets include:

- Laptops and personal computers.
- Digital cameras.
- Projectors.
- Mobile Phones (Smartphones).
- Tools (power or hand).

4. DISPOSAL OF SURPLUS GOODS, MATERIALS AND PORTABLE ASSETS

Value under \$5,000

The method of disposal of surplus goods, materials and portable assets with an apparent value of under \$5,000 shall be at the discretion of the Chief Executive Officer.

The most appropriate method of disposing of these assets, managing potential risks and record keeping requirements.



Shire of Derby / West Kimberley

Options include, but are not limited to the following;

- Destruction.
- Disposal at a waste facility or via E-Waste.
- Seeking interest to donate to community or not-for-profit groups via a public notice.
- Sale via invitation of expression of interest.

5. DISPOSAL OF PORTABLE ASSETS AND OTHER SURPLUS EQUIPMENT

Disposal of portable assets and other surplus equipment are to be approved by the Chief Executive Officer, in accordance with the provisions and legal requirements of this policy.

DRAFT



Policy Details			
Original Adoption date:		Review Frequency (Annual/Bi-ennial):	2 years
		Next Review Due:	March 2028
Policy Implementing Officer or Team:	Manager ICT and Customer Service	Policy Reviewer:	Director Corporate Services
Legislative Head of Power (Act, Regulation, or Local Law):	<p><i>Local Government Act 1995</i>, s.3.58 – Disposing of Property governs the disposal of property (selling, leasing, or transferring) by local governments.</p> <p><i>Local Government (Functions and General) Regulations 1996</i> Section 30.3(a) states the disposition of property other than land is an exempt disposition if its market value is less than \$20 000.</p>		
Related Documents (other Policies, Operational Procedures, Delegations, etc.):			
Version Control Council Meeting Review Details:			
Review #:	Council Meeting Date:	Item/Resolution#:	
1.	26 March 2026		

DRAFT

15.2 REQUEST FOR FEE WAIVER - EDITH COWAN UNIVERSITY

File Number: 5112

Author: Luke Lawrence, Director Community Planning

Responsible Officer: Luke Lawrence, Director Community Planning

Authority/Discretion: Administrative

SUMMARY

Edith Cowan University (ECU) pre-service teachers participate in On Country teaching experiences, and for the second year in a row, will be in Derby. ECU has requested a waiver of hire fees for the Derby Short Stay Accommodation for the duration of their visit.

DISCLOSURE OF ANY INTEREST

Nil by Author and Responsible Officer.

BACKGROUND

The Shire hosted 10 pre-service teachers and two academics in June 2025 as part of the ECU On Country Study Tour, by providing accommodation at the Derby Depot Short Stay Accommodation and the Shire Consultant Unit.

ECU are now planning to run the tour again in 2026, following a similar model of engagement with local schools and community partners. The tour is scheduled for June 2026 and will again bring 10 pre-service teachers and two academics.

STATUTORY ENVIRONMENT

Part 6 – Financial Management of the *Local Government Act 1995* applies to this report in that 6.12 (1) (b) grants Council the power to waive or grant concession in relation to any amount of money.

POLICY IMPLICATIONS

Community Funding Scheme Policy provides guidance as to the provision of financial and non-monetary assistance to community groups and non-for-profit organisations by the Shire.

FINANCIAL IMPLICATIONS

The adopted Fees and Charges 2025/26 set a \$130 per night for the Derby Short Stay Accommodation fee. The total potential fees are \$7,280 for the eight dongas for seven nights.

STRATEGIC IMPLICATIONS

GOAL	OUR PRIORITIES	WE WILL
1. Leadership and Governance	1.1 Collaboration and partnership	1.1.3 Maximise regional opportunities that benefit our community

RISK MANAGEMENT CONSIDERATIONS

RISK	LIKELIHOOD	CONSEQUENCE	RISK ANALYSIS	MITIGATION
Financial: Loss of potential accommodation revenue if required	Almost Certain	Minor	Low	The potential fees were not included in the original budget.

CONSULTATION

Internal.

External – Edith Cowan University.

COMMENT

This contribution by the Shire plays a significant role in keeping the experience accessible for the students and enables them to coordinate a meaningful week of learning, school engagement, and community connection. Programs such as this continue to strengthen pathways for future teachers to consider rural and remote careers, including in Derby and the wider West Kimberley region.

The pre-service teachers Draft Program for the week includes spending time at One Tree Childcare Care Centre, Holy Rosary School, Derby District High School and Kimberley School of the Air. Evenings will include community immersion (local clubs), professional networking evenings with teachers from partner schools, and meeting with community members.

VOTING REQUIREMENT

Absolute majority

ATTACHMENTS

Nil

RECOMMENDATION

That Council by ABSOLUTE MAJORITY, WAIVES accommodation fees of \$7,280 for eight Derby Short Stay Accommodation units for seven nights in June 2026, for ECU pre-service teachers to participate in On Country experience.

15.3 STATEMENT OF FINANCIAL ACTIVITY FEBRUARY 2026**File Number:** 5179**Author:** Aaron Gloor, Acting Manager Corporate Services**Responsible Officer:** Jill Brazil, Director Corporate Services**Authority/Discretion:** Legislative**SUMMARY**

This report provides a summary of Council's financial position for the periods ending 28 February 2026.

DISCLOSURE OF ANY INTEREST

Nil by Author and Nil by Responsible Officer.

BACKGROUND

Local governments are required to prepare, on a monthly basis, a statement of financial activity that reports on the Shire's financial performance in relation to its adopted/amended budget.

The Shire's financial reporting framework provides Council, management and employees with a broad overview of the Shire's wide financial position.

STATUTORY ENVIRONMENT

In accordance with the *Local Government Act 1995* and *Local Government (Financial Management) Regulations 1996*, a Statement of Financial Activity is required to be presented to Council as a minimum requirement.

Section 6.4 of the *Local Government Act 1995* provides for the preparation of financial reports.

In accordance with Regulation 34 (5) of the *Local Government (Financial Management) Regulations 1996*, a report must be compiled on variances greater than the materiality threshold adopted by Council of \$30,000 or 10% whichever is the greater. As this report is composed at a program level, variance commentary considers the most significant items that comprise the variance.

POLICY IMPLICATIONS

Significant Accounting Policy

Sundry Debtors Collection Policy

Outstanding Rates Collection Policy

Investments Policy

FINANCIAL IMPLICATIONS

Expenditure for the period ending has been incurred in accordance with the 2025/26 Annual Budget as adopted by Council (Commissioner) at its meeting held 18 June 2025 (COO58/25). The budget is structured on financial viability and sustainability principles.

STRATEGIC IMPLICATIONS

GOAL	OUR PRIORITIES	WE WILL
1. Leadership and Governance	1.2 Capable, inclusive and effective organisation	1.2.2 Provide strong governance

RISK MANAGEMENT CONSIDERATIONS

RISK	LIKELIHOOD	CONSEQUENCE	RISK ANALYSIS	MITIGATION
<p>Financial:</p> <p>The Shire is exposed to a number of financial risks. Most of these risks exist in respect to recurrent revenue streams which are required to meet current service levels. Any reduction in these revenue stream into the future is likely to have an impact on the Shire’s ability to meet service levels or asset renewal funding requirements, unless the Shire can replace this revenue or alternatively reduce costs.</p>	Possible	Moderate	Medium	The completion of the Monthly Financial Activity Statement report is a control that monitors this risk.

CONSULTATION

Internal.
Moore Australia.

COMMENT

Financial integrity is essential to the operational viability of the Shire but also as the custodian of community assets and service provision. An ability to monitor and report on financial operations, activities and capital projects is imperative to ensure that financial risk is managed at acceptable levels. The ability for the Shire to remain financially sustainable is a significant strategy for a region that is continually under pressure from the pastoral industry, private enterprise and State Government obligations for the ongoing development of infrastructure and services. Any material variances are highlighted in the Operating Statement and included by way of note to the Operating Statement (as attached).

Priorities identified in the monthly reports are addressed in the following table.

Topic - Item	Explanation	Action Required	Shire Comment
Uploaded Budget Review - Reconciliation	The budget uploaded into the ERP system does not include the budget review adopted by Council in February. We have amended this on the face of the statements	We understand action is already being taken by management. We recommend this continue to ensure the correct reporting of budget and other financial information.	The budget amendments will be uploaded to the ERP system before the compilation of next month's statement.
Capital Expenditure – Allocations	Transactions have been allocated to capital expenditure without budget allocations for 2025/26.	We recommend allocations are reviewed and adjusted (where appropriate) to ensure correct allocations for capital acquisitions. Controls are required to ensure the legislative requirement for unbudgeted expenditure be authorised in advance by Council are met.	This has been corrected with the completion of the mid-year budget review and will be reflected once the amendments have been uploaded.
Sundry Debtors - Outstanding	Although we acknowledge a provision for impairment of \$220,727, the sundry debtors aged trial balance totals \$332,795 for outstanding debt over 90 days with some more than 300 days old. Credit balances total \$2,689.	We recommend reviewing overdue debtor's collection procedures to ensure debtors outstanding for over 30 days are subject to regular review and reminder notices are issued to improve the collection rate.	Debtors are regularly reviewed; this balance is largely comprised of a few large invoices that are subject to ongoing consultation and collection activity.

VOTING REQUIREMENT

Simple majority

ATTACHMENTS

1. **Monthly Financial Report - February 2026** [!\[\]\(c8d1424a7f7bf3f742d3f7ab671d0bfa_img.jpg\) !\[\]\(137f4bd9b2db0d3d834cbdca4e359aaa_img.jpg\)](#)

RECOMMENDATION

That Council RECEIVES the Monthly Financial Management Report incorporating the Statement of Financial Activity for the period ending 28 February 2026.

**Moore Australia**

Level 15, Exchange Tower,
2 The Esplanade, Perth, WA 6000
PO Box 5785, St Georges Terrace, WA
6831

T +61 8 9225 5355

F +61 8 9225 6181

www.moore-australia.com.au

18 March 2026

Ms Tamara Clarkson
Chief Executive Officer
Shire of Derby/West Kimberley
PO Box 94
DERBY WA 6728

Dear Tamara

COMPILATION REPORT TO SHIRE OF DERBY/WEST KIMBERLEY

We have compiled the accompanying special purpose financial report of Shire of Derby/West Kimberley which comprise the statement of financial position as at 28 February 2026, the statement of financial activity, notes providing statement of financial activity supporting information, explanation of material variances for the year then ended and a summary of material accounting policy information. These have been prepared in accordance with *Local Government Act 1995* and associated regulations as described in Note 1 to the financial report. The specific purpose for which the special purpose financial statements have been prepared is also set out in Note 1 of the financial report. We have provided the supplementary information of Shire of Derby/West Kimberley as at 28 February 2026 and for the period then ended based on the records of the Shire of Derby/West Kimberley.

THE RESPONSIBILITY OF SHIRE OF DERBY/WEST KIMBERLEY

The CEO of Shire of Derby/West Kimberley is solely responsible for information contained in the special purpose financial report and supplementary information, the reliability, accuracy and completeness of the information and for the determination that the basis of accounting used is appropriate to meet their needs and for the purpose that the financial report was prepared.

OUR RESPONSIBILITY

On the basis of information provided by Shire of Derby/West Kimberley we have compiled the accompanying special purpose financial report in accordance with the requirements of *APES 315 Compilation of Financial Information* and the *Local Government Act 1995*, associated regulations and to the extent that they are not inconsistent with the *Local Government Act 1995*, the Australian Accounting Standards.

We have applied our expertise in accounting and financial reporting to compile these financial statements in accordance with the basis of accounting described in Note 1 to the financial report except for the matters of non-compliance with the basis of preparation identified with Note 1 of the financial report. We have complied with the relevant ethical requirements of *APES 110 Code of Ethics for Professional Accountants*.

Supplementary information attached to the financial report has been extracted from the records of Shire of Derby/West Kimberley and information presented in the special purpose financial report.

ASSURANCE DISCLAIMER

Since a compilation engagement is not an assurance engagement, we are not required to verify the reliability, accuracy or completeness of the information provided to us by management to compile these financial statements. Accordingly, we do not express an audit opinion or a review conclusion on these financial statements.

The special purpose financial report was compiled exclusively for the benefit of Shire of Derby/West Kimberley who are responsible for the reliability, accuracy and completeness of the information used to compile them. Accordingly, the special purpose financial report may not be suitable for other purposes. We do not accept responsibility for the contents of the special purpose financial report.

A handwritten signature in black ink, appearing to read 'Russell Barnes'.

Russell Barnes
Director
[Moore Australia \(WA\) Pty Ltd](http://www.moore-australia.com.au)

Moore Australia (WA) Pty Ltd trading as agent – ABN 99 433 544 961.

An independent member of Moore Global Network Limited - members in principal cities throughout the world.
Liability limited by a scheme approved under Professional Standards Legislation.

SHIRE OF DERBY WEST/KIMBERLEY
MONTHLY FINANCIAL REPORT
(Containing the required statement of financial activity and statement of financial position)
For the period ended 28 February 2026

LOCAL GOVERNMENT ACT 1995
LOCAL GOVERNMENT (FINANCIAL MANAGEMENT) REGULATIONS 1996

TABLE OF CONTENTS

Statement of financial activity	2
Statement of financial position	3
Note 1 Basis of preparation	4
Note 2 Net current assets information	5
Note 3 Explanation of variances	6

**SHIRE OF DERBY WEST/KIMBERLEY
STATEMENT OF FINANCIAL ACTIVITY
FOR THE PERIOD ENDED 28 FEBRUARY 2026**

Note	Amended Budget Estimates (a) \$	YTD Budget Estimates (b) \$	YTD Actual (c) \$	Variance* \$ (c) - (b)	Variance* % ((c) - (b))/(b)	Var.
OPERATING ACTIVITIES						
Revenue from operating activities						
General rates	10,038,564	10,036,774	10,044,693	7,919	0.08%	
Grants, subsidies and contributions	7,234,952	5,124,075	4,991,744	(132,331)	(2.58%)	▼
Fees and charges	5,105,293	4,671,196	4,692,386	21,190	0.45%	
Interest revenue	274,015	274,015	298,261	24,246	8.85%	
Other revenue	3,238,411	3,147,595	3,386,792	239,197	7.60%	▲
Profit on asset disposals	24,055	24,055	0	(24,055)	(100.00%)	▼
	25,915,290	23,277,710	23,413,876	136,166	0.58%	
Expenditure from operating activities						
Employee costs	(10,106,960)	(7,321,038)	(7,485,372)	(164,334)	(2.24%)	▼
Materials and contracts	(15,198,861)	(9,644,977)	(9,672,662)	(27,685)	(0.29%)	
Utility charges	(883,650)	(579,694)	(605,721)	(26,027)	(4.49%)	
Depreciation	(8,029,276)	(5,352,627)	(5,434,824)	(82,197)	(1.54%)	▼
Finance costs	(331,226)	(215,943)	(101,196)	114,747	53.14%	▲
Insurance	(859,660)	(856,069)	(859,660)	(3,591)	(0.42%)	
Other expenditure	(684,534)	(466,535)	(338,076)	128,459	27.53%	▲
Loss on asset disposals	(950,513)	(950,513)	(950,513)	0	0.00%	
	(37,044,680)	(25,387,396)	(25,448,024)	(60,628)	(0.24%)	
Non cash amounts excluded from operating activities	2(c) 8,955,734	6,279,085	6,385,337	106,252	1.69%	▲
Amount attributable to operating activities	(2,173,656)	4,169,399	4,351,189	181,790	4.36%	
INVESTING ACTIVITIES						
Inflows from investing activities						
Proceeds from capital grants, subsidies and contributions	16,548,447	7,756,310	4,966,902	(2,789,408)	(35.96%)	▼
Proceeds from disposal of assets	93,000	0	545	545	0.00%	
	16,641,447	7,756,310	4,967,447	(2,788,863)	(35.96%)	
Outflows from investing activities						
Acquisition of property, plant and equipment	(2,264,888)	(1,425,782)	(465,277)	960,505	67.37%	▲
Acquisition of infrastructure	(16,243,820)	(10,232,222)	(5,429,801)	4,802,421	46.93%	▲
	(18,508,708)	(11,658,004)	(5,895,078)	5,762,926	49.43%	
Amount attributable to investing activities	(1,867,261)	(3,901,694)	(927,631)	2,974,063	76.22%	
FINANCING ACTIVITIES						
Inflows from financing activities						
Borrowings redraw	8,000,000	3,000,000	3,000,000	0	0.00%	
Transfer from reserves	1,221,336	0	0	0	0.00%	
	9,221,336	3,000,000	3,000,000	0	0.00%	
Outflows from financing activities						
Repayment of borrowings	(8,394,025)	(3,195,351)	(3,195,351)	0	0.00%	
Transfer to reserves	(1,150,707)	0	0	0	0.00%	
	(9,544,732)	(3,195,351)	(3,195,351)	0	0.00%	
Amount attributable to financing activities	(323,396)	(195,351)	(195,351)	0	0.00%	
MOVEMENT IN SURPLUS OR DEFICIT						
Surplus or deficit at the start of the financial year	2(a) 4,364,313	4,364,313	4,364,313	0	0.00%	
Amount attributable to operating activities	(2,173,656)	4,169,399	4,351,189	181,790	4.36%	▲
Amount attributable to investing activities	(1,867,261)	(3,901,694)	(927,631)	2,974,063	76.22%	▲
Amount attributable to financing activities	(323,396)	(195,351)	(195,351)	0	0.00%	
Surplus or deficit after imposition of general rates	0	4,436,667	7,592,520	3,155,853	71.13%	▲

KEY INFORMATION

▲▼ Indicates a variance between Year to Date (YTD) Budget and YTD Actual data outside the adopted materiality threshold.

▲ Indicates a variance with a positive impact on the financial position.

▼ Indicates a variance with a negative impact on the financial position.

Refer to Note 3 for an explanation of the reasons for the variance.

This statement is to be read in conjunction with the accompanying notes.

**SHIRE OF DERBY WEST/KIMBERLEY
STATEMENT OF FINANCIAL POSITION
FOR THE PERIOD ENDED 28 FEBRUARY 2026**

	Actual 30 June 2025	Actual as at 28 February 2026
	\$	\$
CURRENT ASSETS		
Cash and cash equivalents	8,449,148	8,479,026
Trade and other receivables	2,424,836	3,051,140
Other financial assets	975,801	1,229,017
Inventories	24,789	32,059
Other assets	135,982	0
TOTAL CURRENT ASSETS	12,010,556	12,791,242
NON-CURRENT ASSETS		
Trade and other receivables	130,611	130,611
Property, plant and equipment	48,578,807	48,127,638
Infrastructure	308,300,393	308,260,758
TOTAL NON-CURRENT ASSETS	357,009,811	356,519,007
TOTAL ASSETS	369,020,367	369,310,249
CURRENT LIABILITIES		
Trade and other payables	4,563,106	1,111,451
Contract liabilities	106,218	347,861
Capital grant/contributions liabilities	1,187,743	1,950,234
Borrowings	5,394,024	5,198,673
Employee related provisions	1,215,816	1,215,816
TOTAL CURRENT LIABILITIES	12,466,907	9,824,035
NON-CURRENT LIABILITIES		
Borrowings	1,514,354	1,514,354
Employee related provisions	214,776	214,776
Other provisions	14,154,261	14,154,261
TOTAL NON-CURRENT LIABILITIES	15,883,391	15,883,391
TOTAL LIABILITIES	28,350,298	25,707,426
NET ASSETS	340,670,069	343,602,823
EQUITY		
Retained surplus	60,425,322	63,358,076
Reserve accounts	975,801	975,801
Revaluation surplus	279,268,946	279,268,946
TOTAL EQUITY	340,670,069	343,602,823

This statement is to be read in conjunction with the accompanying notes.

**SHIRE OF DERBY WEST/KIMBERLEY
NOTES TO THE STATEMENT OF FINANCIAL ACTIVITY
FOR THE PERIOD ENDED 28 FEBRUARY 2026**

1 BASIS OF PREPARATION AND MATERIAL ACCOUNTING POLICIES

BASIS OF PREPARATION

This prescribed financial report has been prepared in accordance with the *Local Government Act 1995* and accompanying regulations.

Local Government Act 1995 requirements

Section 6.4(2) of the *Local Government Act 1995* read with the *Local Government (Financial Management) Regulations 1996*, prescribe that the financial report be prepared in accordance with the *Local Government Act 1995* and, to the extent that they are not inconsistent with the Act, the Australian Accounting Standards. The Australian Accounting Standards (as they apply to local governments and not-for-profit entities) and Interpretations of the Australian Accounting Standards Board were applied where no inconsistencies exist.

The *Local Government (Financial Management) Regulations 1996* specify that vested land is a right-of-use asset to be measured at cost, and is considered a zero cost concessionary lease. All right-of-use assets under zero cost concessionary leases are measured at zero cost rather than at fair value, except for vested improvements on concessionary land leases such as roads, buildings or other infrastructure which continue to be reported at fair value, as opposed to the vested land which is measured at zero cost. The measurement of vested improvements at fair value is a departure from AASB 16 which would have required the Shire to measure any vested improvements at zero cost.

Local Government (Financial Management) Regulations 1996, regulation 34 prescribes contents of the financial report. Supplementary information does not form part of the financial report.

Accounting policies which have been adopted in the preparation of this financial report have been consistently applied unless stated otherwise. Except for cash flow and rate setting information, the financial report has been prepared on the accrual basis and is based on historical costs, modified, where applicable, by the measurement at fair value of selected non-current assets, financial assets and liabilities.

PREPARATION TIMING AND REVIEW

Date prepared: All known transactions up to 11 March 2026

THE LOCAL GOVERNMENT REPORTING ENTITY

All funds through which the Shire controls resources to carry on its functions have been included in the financial statements forming part of this financial report.

All monies held in the Trust Fund are excluded from the financial statements.

MATERIAL ACCOUNTING POLICIES

Material accounting policies utilised in the preparation of these statements are as described within the 2025-26 Annual Budget. Please refer to the adopted budget document for details of these policies.

Critical accounting estimates and judgements

The preparation of a financial report in conformity with Australian Accounting Standards requires management to make judgements, estimates and assumptions that effect the application of policies and reported amounts of assets and liabilities, income and expenses.

The estimates and associated assumptions are based on historical experience and various other factors believed to be reasonable under the circumstances; the results of which form the basis of making the judgements about carrying values of assets and liabilities that are not readily apparent from other sources. Actual results may differ from these estimates.

As with all estimates, the use of different assumptions could lead to material changes in the amounts reported in the financial report.

The following are estimates and assumptions that have a significant risk of causing a material adjustment to the carrying amounts of assets and liabilities within the next financial year and further information on their nature and impact can be found in the relevant note:

- Fair value measurement of assets carried at reportable value including:
 - Property, plant and equipment
 - Infrastructure
- Impairment losses of non-financial assets
- Measurement of employee benefits
- Measurement of provisions

**SHIRE OF DERBY WEST/KIMBERLEY
NOTES TO THE STATEMENT OF FINANCIAL ACTIVITY
FOR THE PERIOD ENDED 28 FEBRUARY 2026**

2 NET CURRENT ASSETS INFORMATION

	Amended Budget Opening 1 July 2025	Actual as at 30 June 2025	Actual as at 28 February 2026
(a) Net current assets used in the Statement of Financial Activity			
Current assets	\$	\$	\$
Cash and cash equivalents	8,449,148	8,449,148	8,479,026
Trade and other receivables	2,424,836	2,424,836	3,051,140
Other financial assets	975,801	975,801	1,229,017
Inventories	24,789	24,789	32,059
Other assets	135,982	135,982	0
	12,010,556	12,010,556	12,791,242
Less: current liabilities			
Trade and other payables	(4,563,106)	(4,563,106)	(1,111,451)
Other liabilities	(1,293,961)	(1,293,961)	(2,298,095)
Borrowings	(5,394,024)	(5,394,024)	(5,198,673)
Employee related provisions	(1,215,816)	(1,215,816)	(1,215,816)
	(12,466,907)	(12,466,907)	(9,824,035)
Net current assets	(456,351)	(456,351)	2,967,207
Less: Total adjustments to net current assets	2(b) 4,820,664	4,820,664	4,625,313
Closing funding surplus / (deficit)	4,364,313	4,364,313	7,592,520
(b) Current assets and liabilities excluded from budgeted deficiency			
Adjustments to net current assets			
Less: Reserve accounts	(975,801)	(975,801)	(975,801)
Add: Current liabilities not expected to be cleared at the end of the year			
- Current portion of borrowings	5,394,024	5,394,024	5,198,673
- Current portion of employee benefit provisions held in reserve	402,441	402,441	402,441
Total adjustments to net current assets	2(a) 4,820,664	4,820,664	4,625,313
	Amended Budget Estimates 30 June 2026	YTD Budget Estimates 28 February 2026	YTD Actual 28 February 2026
	\$	\$	\$
(c) Non-cash amounts excluded from operating activities			
Adjustments to operating activities			
Less: Profit on asset disposals	(24,055)	(24,055)	0
Add: Loss on asset disposals	950,513	950,513	950,513
Add: Depreciation	8,029,276	5,352,627	5,434,824
Total non-cash amounts excluded from operating activities	8,955,734	6,279,085	6,385,337

CURRENT AND NON-CURRENT CLASSIFICATION

In the determination of whether an asset or liability is current or non-current, consideration is given to the time when each asset or liability is expected to be settled. Unless otherwise stated assets or liabilities are classified as current if expected to be settled within the next 12 months, being the local governments' operational cycle.

**SHIRE OF DERBY WEST/KIMBERLEY
NOTES TO THE STATEMENT OF FINANCIAL ACTIVITY
FOR THE PERIOD ENDED 28 FEBRUARY 2026**

3 EXPLANATION OF MATERIAL VARIANCES

The material variance thresholds are adopted annually by Council as an indicator of whether the actual expenditure or revenue varies from the year to date actual materially.
The material variance adopted by Council for the 2025-26 year is \$30,000 or 10.00% whichever is the greater.

Description	Var. \$	Var. %	
	\$	%	
Revenue from operating activities			
Grants, subsidies and contributions	(132,331)	(2.58%)	▼
YTD Budget other health grants and street light subsidy higher than actual received.		Timing	
Other revenue	239,197	7.60%	▲
Higher than budget income received from insurance reimbursements, private works income, health reimbursements and licensing commissions.		Permanent	
Profit on asset disposals	(24,055)	(100.00%)	▼
Vehicle yet to be disposed of		Timing	
Expenditure from operating activities			
Employee costs	(164,334)	(2.24%)	▼
Timing of employee costs allocated on a monthly basis, reductions to be effective before year end.		Timing	
Depreciation	(82,197)	(1.54%)	▼
Depreciation for roads and buildings is higher than YTD budget		Timing	
Finance costs	114,747	53.14%	▲
Interest payment higher than budgeted.			
Other expenditure	128,459	27.53%	▲
Rates have been written off and no associated budget for this.		Permanent	
Payment to the Commission reflected as members sitting fees is higher than overall budget		Permanent	
Non cash amounts excluded from operating activities	106,252	1.69%	▲
Depreciation and loss on disposal of asset higher than YTD budget.		Timing	
Inflows from investing activities			
Proceeds from capital grants, subsidies and contributions	(2,789,408)	(35.96%)	▼
Infrastructure works to be undertaken before grants are recognised. RRG and RTR grants still to be received. Recreation capital grants is below YTD budget. Increase in grants arising from Budget review have not been received to date		Timing	
Outflows from investing activities			
Acquisition of property, plant and equipment	960,505	67.37%	▲
Acquisition of property, plant and equipment not made yet.		Timing	
Acquisition of infrastructure	4,802,421	46.93%	▲
Infrastructure works on drainage and airports yet to be undertaken. Some roadworks jobs not yet started.		Timing	
Surplus or deficit after imposition of general rates	3,155,853	71.13%	▲
Net adjustments described above.			

SHIRE OF DERBY WEST/KIMBERLEY**SUPPLEMENTARY INFORMATION****TABLE OF CONTENTS**

1	Key information	2
2	Key information - graphical	3
3	Cash and financial assets	4
4	Reserve accounts	5
5	Capital acquisitions	6
6	Disposal of assets	8
7	Receivables	9
8	Other current assets	10
9	Payables	11
10	Borrowings	12
11	Other current liabilities	13
12	Grants and contributions	14
13	Capital grants and contributions	15
14	Trust fund	16
15	Budget amendments	17

BASIS OF PREPARATION - SUPPLEMENTARY INFORMATION

Supplementary information is presented for information purposes. The information does not comply with the disclosure requirements of the Australian Accounting Standards.

SHIRE OF DERBY WEST/KIMBERLEY
SUPPLEMENTARY INFORMATION
FOR THE PERIOD ENDED 28 FEBRUARY 2026

1 KEY INFORMATION

Funding Surplus or Deficit Components

Funding surplus / (deficit)				
	Amended Budget	YTD Budget (a)	YTD Actual (b)	Var. \$ (b)-(a)
Opening	\$4.36 M	\$4.36 M	\$4.36 M	\$0.00 M
Closing	\$0.00 M	\$4.44 M	\$7.59 M	\$3.16 M

Refer to Statement of Financial Activity

Cash and cash equivalents		
	\$	% of total
Unrestricted Cash	\$8.73 M	89.9%
Restricted Cash	\$0.98 M	10.1%

Refer to 3 - Cash and Financial Assets

Payables		
	\$	% Outstanding
Trade Payables	\$0.20 M	
0 to 30 Days		92.8%
Over 30 Days		7.2%
Over 90 Days		5.1%

Refer to 9 - Payables

Receivables		
	\$	% Collected
Rates Receivable	\$1.81 M	81.5%
Trade Receivable	\$1.24 M	
Over 30 Days		27.8%
Over 90 Days		21.9%

Refer to 7 - Receivables

Key Operating Activities

Amount attributable to operating activities			
Amended Budget	YTD Budget (a)	YTD Actual (b)	Var. \$ (b)-(a)
(\$2.17 M)	\$4.17 M	\$4.35 M	\$0.18 M

Refer to Statement of Financial Activity

Rates Revenue		
	\$	% Variance
YTD Actual	\$10.04 M	
YTD Budget	\$10.04 M	0.1%

Grants and Contributions		
	\$	% Variance
YTD Actual	\$4.99 M	
YTD Budget	\$5.12 M	(2.6%)

Refer to 12 - Grants and Contributions

Fees and Charges		
	\$	% Variance
YTD Actual	\$4.69 M	
YTD Budget	\$4.67 M	0.5%

Refer to Statement of Financial Activity

Key Investing Activities

Amount attributable to investing activities			
Amended Budget	YTD Budget (a)	YTD Actual (b)	Var. \$ (b)-(a)
(\$1.87 M)	(\$3.90 M)	(\$0.93 M)	\$2.97 M

Refer to Statement of Financial Activity

Proceeds on sale		
	\$	%
YTD Actual	\$0.00 M	
Amended Budget	\$0.09 M	(99.4%)

Refer to 6 - Disposal of Assets

Asset Acquisition		
	\$	% Spent
YTD Actual	\$5.43 M	
Amended Budget	\$16.24 M	(66.6%)

Refer to 5 - Capital Acquisitions

Capital Grants		
	\$	% Received
YTD Actual	\$4.97 M	
Amended Budget	\$16.55 M	(70.0%)

Refer to 5 - Capital Acquisitions

Key Financing Activities

Amount attributable to financing activities			
Amended Budget	YTD Budget (a)	YTD Actual (b)	Var. \$ (b)-(a)
(\$0.32 M)	(\$0.20 M)	(\$0.20 M)	\$0.00 M

Refer to Statement of Financial Activity

Borrowings	
Principal repayments	(\$3.20 M)
Interest expense	(\$0.10 M)
Principal due	\$6.71 M

Refer to 10 - Borrowings

Reserves	
Reserves balance	\$0.98 M
Net Movement	\$0.00 M

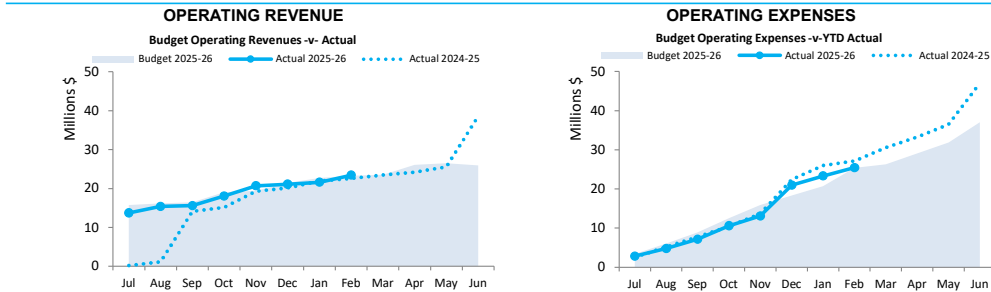
Refer to 4 - Cash Reserves

This information is to be read in conjunction with the accompanying Financial Statements and notes.

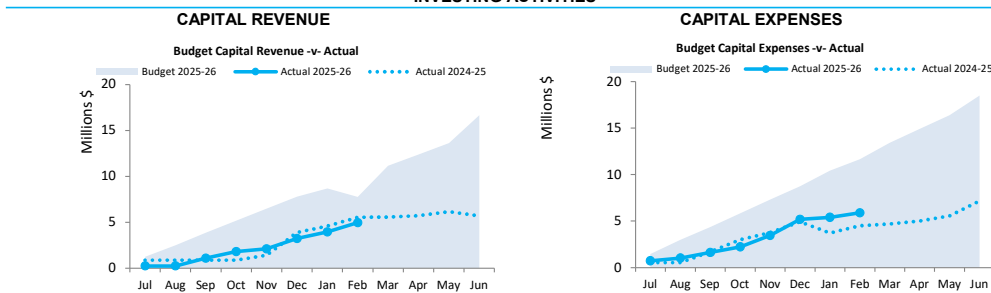
**SHIRE OF DERBY WEST/KIMBERLEY
SUPPLEMENTARY INFORMATION
FOR THE PERIOD ENDED 28 FEBRUARY 2026**

2 KEY INFORMATION - GRAPHICAL

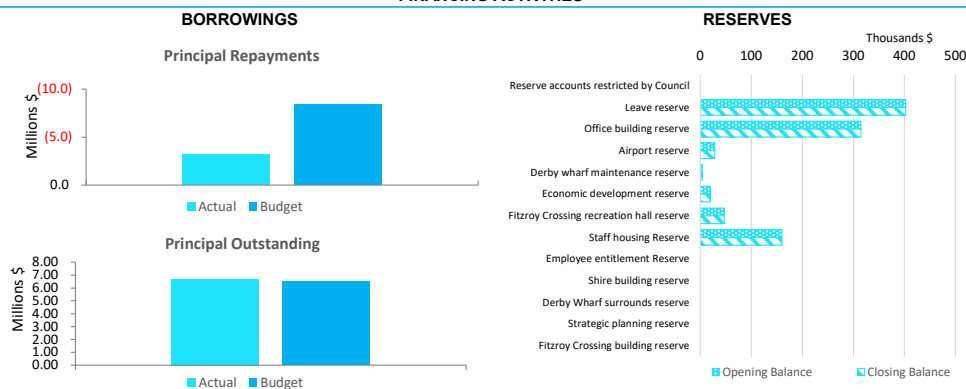
OPERATING ACTIVITIES



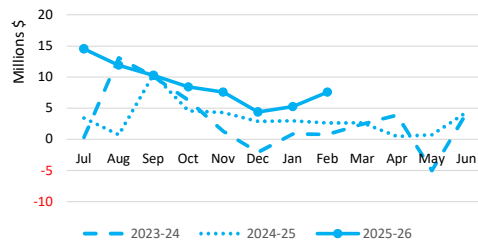
INVESTING ACTIVITIES



FINANCING ACTIVITIES



Closing funding surplus / (deficit)



This information is to be read in conjunction with the accompanying Financial Statements and Notes.

**SHIRE OF DERBY WEST/KIMBERLEY
SUPPLEMENTARY INFORMATION
FOR THE PERIOD ENDED 28 FEBRUARY 2026**

3 CASH AND FINANCIAL ASSETS AT AMORTISED COST

Description	Classification	Unrestricted	Reserve Accounts	Total	Trust	Institution	Interest Rate	Maturity Date
		\$	\$	\$	\$			
Cash On Hand	Cash and cash equivalents	700	0	700	0	Cash on Hand	Nil	Nil
Municipal Bank Account	Cash and cash equivalents	4,911,077	0	4,911,077	0	ANZ	Variable	Nil
CBA Bank Acc - Fitzroy Deposits	Cash and cash equivalents	174,144	0	174,144	0	CBA	Nil	Nil
Municipal Investment Account	Cash and cash equivalents	3,393,105	0	3,393,105	0	ANZ	Variable	Nil
Reserve Bank Account	Financial assets at amortised cost	0	975,801	975,801	0	ANZ	3.80%	Jul-26
Trust Cash at Bank	Cash and cash equivalents	0	0	0	295,981	ANZ	Nil	Nil
Reserve Bank Account	Financial assets at amortised cost	253,215	0	253,215	0	ANZ	4.20%	Jul-26
Total		8,732,241	975,801	9,708,042	295,981			
Comprising								
Cash and cash equivalents		8,479,026	0	8,479,026	295,981			
Financial assets at amortised cost - Term Deposits		253,215	975,801	1,229,016	0			
		8,732,241	975,801	9,708,042	295,981			

KEY INFORMATION

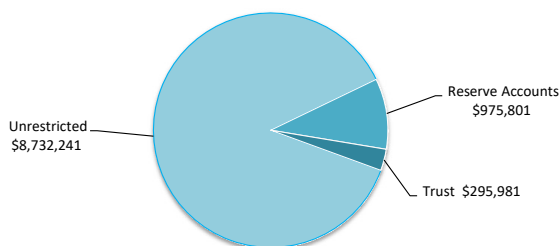
Cash and cash equivalents include cash on hand, cash at bank, deposits available on demand with banks and other short term highly liquid investments with original maturities of three months or less that are readily convertible to known amounts of cash and which are subject to an insignificant risk of changes in value.

Bank overdrafts are reported as short term borrowings in current liabilities in the statement of net current assets.

The local government classifies financial assets at amortised cost if both of the following criteria are met:

- the asset is held within a business model whose objective is to collect the contractual cashflows, and
- the contractual terms give rise to cash flows that are solely payments of principal and interest.

Financial assets at amortised cost held with registered financial institutions are listed in this note other financial assets at amortised cost are provided in Note 8 - Other assets.



**SHIRE OF DERBY WEST/KIMBERLEY
SUPPLEMENTARY INFORMATION
FOR THE PERIOD ENDED 28 FEBRUARY 2026**

4 RESERVE ACCOUNTS

Reserve account name	Budget				Actual			
	Opening Balance	Transfers In (+)	Transfers Out (-)	Closing Balance	Opening Balance	Transfers In (+)	Transfers Out (-)	Closing Balance
	\$	\$	\$	\$	\$	\$	\$	\$
Reserve accounts restricted by Council								
Leave reserve	402,441	0	(402,441)	0	402,441	0	0	402,441
Office building reserve	314,511	0	(314,511)	0	314,511	0	0	314,511
Airport reserve	28,456	0	(28,456)	0	28,456	0	0	28,456
Derby wharf maintenance reserve	3,721	0	(3,721)	0	3,721	0	0	3,721
Economic development reserve	19,935	0	(19,935)	0	19,935	0	0	19,935
Fitzroy Crossing recreation hall reserve	46,772	0	(46,772)	0	46,772	0	0	46,772
Staff housing Reserve	159,965	0	(75,500)	84,465	159,965	0	0	159,965
Employee entitlement Reserve	0	402,441	0	402,441	0	0	0	0
Shire building reserve	0	314,511	(220,000)	94,511	0	0	0	0
Derby Wharf surrounds reserve	0	3,721	0	3,721	0	0	0	0
Strategic planning reserve	0	383,262	(90,000)	293,262	0	0	0	0
Fitzroy Crossing building reserve	0	46,772	(20,000)	26,772	0	0	0	0
	975,801	1,150,707	(1,221,336)	905,172	975,801	0	0	975,801

**SHIRE OF DERBY WEST/KIMBERLEY
SUPPLEMENTARY INFORMATION
FOR THE PERIOD ENDED 28 FEBRUARY 2026**

INVESTING ACTIVITIES

5 CAPITAL ACQUISITIONS

Capital acquisitions	Amended		YTD Actual	YTD Variance
	Budget	YTD Budget		
	\$	\$	\$	\$
Buildings	1,985,256	1,239,361	465,277	(774,084)
Plant & Equipment	279,632	186,421	0	(186,421)
Acquisition of property, plant and equipment	2,264,888	1,425,782	465,277	(960,505)
Infrastructure Roads	9,707,159	6,184,450	1,957,306	(4,227,144)
Infrastructure Drainage	459,676	166,667	612,766	446,090
Infrastructure Airports	200,000	133,333	0	(133,333)
Infrastructure Other	5,876,985	3,747,772	2,859,729	(888,043)
Acquisition of infrastructure	16,243,820	10,232,222	5,429,801	(4,802,421)
Total capital acquisitions	18,508,708	11,658,004	5,895,078	(5,762,926)
Capital Acquisitions Funded By:				
Capital grants and contributions	16,548,447	7,756,310	4,966,902	(2,789,408)
Other (disposals & C/Fwd)	93,000	0	545	54
Reserve accounts				
Staff housing Reserve	75,500	0	0	
Shire building reserve	220,000	0	0	
Strategic planning reserve	90,000	0	0	
Fitzroy Crossing building reserve	20,000	0	0	
Contribution - operations	1,461,761	3,901,694	927,631	(2,974,063)
Capital funding total	18,508,708	11,658,004	5,895,078	(5,762,926)

KEY INFORMATION

Initial recognition

An item of property, plant and equipment or infrastructure that qualifies for recognition as an asset is measured at its cost.

Upon initial recognition, cost is determined as the amount paid (or other consideration given) to acquire the assets, plus costs incidental to the acquisition. The cost of non-current assets constructed by the Shire includes the cost of all materials used in construction, direct labour on the project and an appropriate proportion of variable and fixed overheads. For assets acquired at zero cost or otherwise significantly less than fair value, cost is determined as fair value at the date of acquisition.

Assets for which the fair value as at the date of acquisition is under \$5,000 are not recognised as an asset in accordance with *Local Government (Financial Management) Regulation 17A(5)*. These assets are expensed immediately.

Where multiple individual low value assets are purchased together as part of a larger asset or collectively forming a larger asset exceeding the threshold, the individual assets are recognised as one asset and capitalised.

Individual assets that are land, buildings and infrastructure acquired between scheduled revaluation dates of the asset class in accordance with the Shire's revaluation policy, are recognised at cost and disclosed as being at reportable value.

Measurement after recognition

Plant and equipment including furniture and equipment and right-of-use assets (other than vested improvements) are measured using the cost model as required under *Local Government (Financial Management) Regulation 17A(2)*. Assets held under the cost model are carried at cost less accumulated depreciation and any impairment losses being their reportable value.

Reportable Value

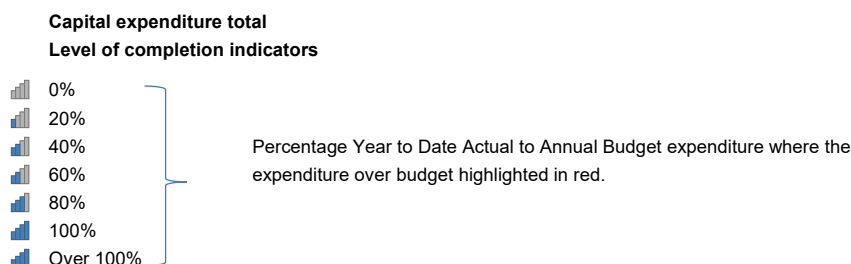
In accordance with *Local Government (Financial Management) Regulation 17A(2)*, the carrying amount of non-financial assets that are land and buildings classified as property, plant and equipment, investment properties, infrastructure or vested improvements that the local government controls.

Reportable value is for the purpose of *Local Government (Financial Management) Regulation 17A(4)* is the fair value of the asset at its last valuation date minus (to the extent applicable) the accumulated depreciation and any accumulated impairment losses in respect of the non-financial asset subsequent to its last valuation date.

SHIRE OF DERBY WEST/KIMBERLEY
SUPPLEMENTARY INFORMATION
FOR THE PERIOD ENDED 28 FEBRUARY 2026

INVESTING ACTIVITIES

5 CAPITAL ACQUISITIONS (CONTINUED) - DETAILED



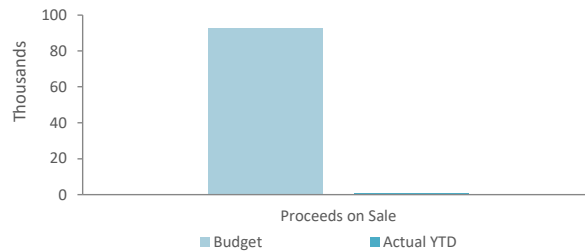
		Current	Amended	Year to Date	Year to Date	Variance
		Budget	Year to Date	Budget	Actual	(Under)/Over
Capital Expenditure						
Buildings						
	4040110	MEMBERS - Building (Capital)	40,514	15,000	27,723	12,723
	4090110	STF HOUSE - Building (Capital)	71,196	66,667	23,510	(43,156)
	4110310	REC - Other Rec Facilities Building (Capital)	1,690,382	1,124,361	397,109	(727,252)
	4140210	ADMIN - Building (Capital)	116,761	33,333	16,569	(16,764)
	4120110	ROADC - Building (Capital)	0	0	366	366
	4110710	OTH CUL - Building (Capital)	66,403	0	0	0
	Buildings Total		1,985,256	1,239,361	465,277	(774,084)
Plant & Equipment						
	4140330	PWO - Plant and Equipment (Capital)	279,632	186,421	0	(186,421)
	Plant & Equipment Total		279,632	186,421	0	(186,421)
Infrastructure Roads						
	4120140	ROADC - Roads Built Up Area	1,191,221	794,148	9,843	(784,304)
	4120142	ROADC - Roads Outside BUA - Gravel	3,009,784	1,981,366	562,019	(1,419,348)
	4120168	ROADC - Infrastructure Roads Other	0	0	18,306	18,306
	4120172	ROADC - Road Project Grant (RPG)	1,307,751	610,000	0	(610,000)
	4120176	ROADC - EPAR Works AGRN 951 (Capital)	4,000,000	2,666,667	768,398	(1,898,268)
	4120179	ROADC - DBCA Funds Works (Capital)	198,403	132,269	102,506	(29,763)
	4120146	ROADC - Roads Outside BUA - Gravel - Roads to	0	0	143,207	143,207
	4120150	ROADC - Roads Outside BUA - Gravel - Regional	0	0	221,493	221,493
	4120162	ROADC - Roads Outside BUA - Gravel - Royalties	0	0	131,534	131,534
	Infrastructure Roads Total		9,707,159	6,184,450	1,957,306	(4,227,144)
Infrastructure Drainage						
	4120165	ROADC - Drainage Built Up Area (Capital)	459,676	166,667	152,876	(13,791)
	4120166	ROADC - Drainage Outside BUA	0	0	459,890	459,890
	Infrastructure Drainage Total		459,676	166,667	612,766	446,099
Infrastructure Airports						
	4120690	AERO - Infrastructure Other (Capital)	200,000	133,333	0	(133,333)
	Infrastructure Airports Total		200,000	133,333	0	(133,333)
Infrastructure Other						
	4110190	HALLS - Infrastructure Other (Capital)	138,525	92,350	132,502	40,152
	4110390	REC - Infrastructure Other (Capital)	5,099,126	3,355,565	2,495,287	(860,277)
	4110790	OTH CUL - Infrastructure Other (Capital)	160,378	106,919	11,000	(95,919)
	4120190	ROADC - Infrastructure Other (Capital)	229,557	153,038	10,060	(142,978)
	4120790	WATER - Infrastructure Other (Capital)	30,000	20,000	22,160	2,161
	4140390	PWO - Infrastructure Other (Capital)	29,850	19,900	0	(19,900)
	4040290	OTH GOV - Infrastructure Other (Capital)	96,738	0	95,908	95,908
	4110290	SWIM AREAS - Infrastructure Other (Capital)	92,811	0	92,812	92,812
Infrastructure Parks & Ovals						
Infrastructure Footpaths						
	Infrastructure Footpaths Total		0	0	0	0
	Grand Total		18,508,708	11,658,004	5,895,078	(5,762,925)

**SHIRE OF DERBY WEST/KIMBERLEY
SUPPLEMENTARY INFORMATION
FOR THE PERIOD ENDED 28 FEBRUARY 2026**

OPERATING ACTIVITIES

6 DISPOSAL OF ASSETS

Asset Ref.	Asset description	Budget				YTD Actual			
		Net Book Value	Proceeds	Profit	(Loss)	Net Book Value	Proceeds	Profit	(Loss)
		\$	\$	\$	\$	\$	\$	\$	\$
	Plant and equipment								
5090	Toyota Hilux	16,620	25,000	8,380	0	0	0	0	
5043	Massey Ferguson 79HP	12,325	26,000	13,675	0	0	0	0	
4868	Howard Slasher - Derby	0	2,000	2,000	0	0	0	0	
108	Laptop (1 of 4)	720	0	0	(720)	1,265	545	0	(720)
	Prado	0	40,000	40,000	0				
	Infrastructure Roads								
3205	Road signs - Jetty Road	3,051	0	0	(3,051)	3,051	0	0	(3,051)
3207	Pavement - Jetty Road	706,023	0	0	(706,023)	706,023	0	0	(706,023)
3209	Road subgrade - Jetty Road	191,761	0	0	(191,761)	191,761	0	0	(191,761)
3210	Road surface - Jetty Road	48,958	0	0	(48,958)	48,958	0	0	(48,958)
		979,458	93,000	64,055	(950,513)	951,058	545	0	(950,513)

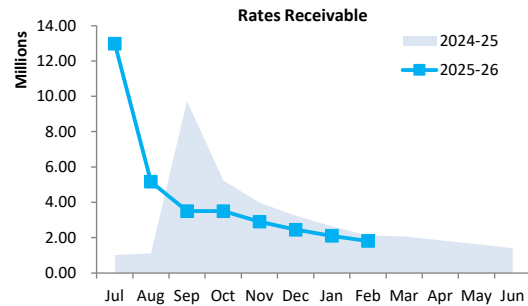


**SHIRE OF DERBY WEST/KIMBERLEY
SUPPLEMENTARY INFORMATION
FOR THE PERIOD ENDED 28 FEBRUARY 2026**

OPERATING ACTIVITIES

7 RECEIVABLES

Rates receivable	30 June 2025	28 Feb 2026
	\$	\$
Opening arrears previous year	1,309,642	1,140,101
Levied this year	9,516,217	10,044,693
Less - collections to date	(9,429,144)	(9,117,118)
Gross rates collectable	1,396,715	2,067,676
Allowance for impairment of rates receivable	(256,614)	(256,614)
Net rates collectable	1,140,101	1,811,062
% Collected	87.1%	81.5%



Receivables - general	Credit	Current	30 Days	60 Days	90+ Days	Total
	\$	\$	\$	\$	\$	\$
Receivables - general	(2,541)	971,390	71,691	8,155	294,500	1,343,195
Percentage	(0.2%)	72.3%	5.3%	0.6%	21.9%	
Balance per trial balance						
Trade receivables						1,343,195
Other receivables						6,300
GST receivable						111,300
Allowance for impairment of receivables from contracts with customers						(220,727)
Total receivables general outstanding						1,240,078

Amounts shown above include GST (where applicable)

KEY INFORMATION

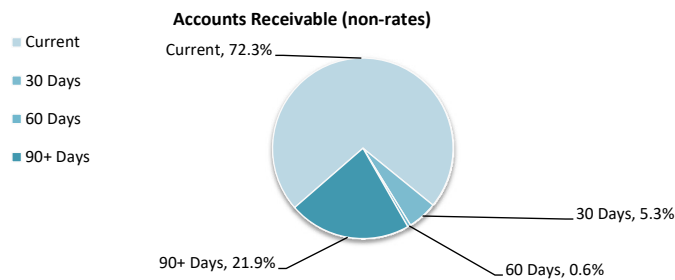
Trade and other receivables include amounts due from ratepayers for unpaid rates and service charges and other amounts due from third parties for goods sold and services performed in the ordinary course of business.

Trade receivables are recognised at original invoice amount less any allowances for uncollectable amounts (i.e. impairment). The carrying amount of net trade receivables is equivalent to fair value as it is due for settlement within 30 days.

Classification and subsequent measurement

Receivables which are generally due for settlement within 30 days except rates receivables which are expected to be collected within 12 months are classified as current assets. All other receivables such as, deferred pensioner rates receivable after the end of the reporting period are classified as non-current assets.

Trade and other receivables are held with the objective to collect the contractual cashflows and therefore the Shire measures them subsequently at amortised cost using the effective interest rate method.



**SHIRE OF DERBY WEST/KIMBERLEY
SUPPLEMENTARY INFORMATION
FOR THE PERIOD ENDED 28 FEBRUARY 2026**

OPERATING ACTIVITIES

8 OTHER CURRENT ASSETS

	Opening Balance 1 July 2025	Asset Increase	Asset Reduction	Closing Balance 28 February 2026
	\$	\$	\$	\$
Other current assets				
Other financial assets at amortised cost				
Financial assets at amortised cost	975,801	253,216	0	1,229,017
Inventory				
Fuel	8,856	71,634	(64,364)	16,126
Stock on hand	15,933	0	0	15,933
Other assets				
Accrued income	135,982	0	(135,982)	0
Total other current assets	1,136,572	324,850	(200,346)	1,261,076
Amounts shown above include GST (where applicable)				

KEY INFORMATION

Other financial assets at amortised cost

The Shire classifies financial assets at amortised cost if both of the following criteria are met:

- the asset is held within a business model whose objective is to collect the contractual cashflows, and
- the contractual terms give rise to cash flows that are solely payments of principal and interest.

Inventory

Inventories are measured at the lower of cost and net realisable value.

Net realisable value is the estimated selling price in the ordinary course of business less the estimated costs of completion and the estimated costs necessary to make the sale.

**SHIRE OF DERBY WEST/KIMBERLEY
SUPPLEMENTARY INFORMATION
FOR THE PERIOD ENDED 28 FEBRUARY 2026**

OPERATING ACTIVITIES

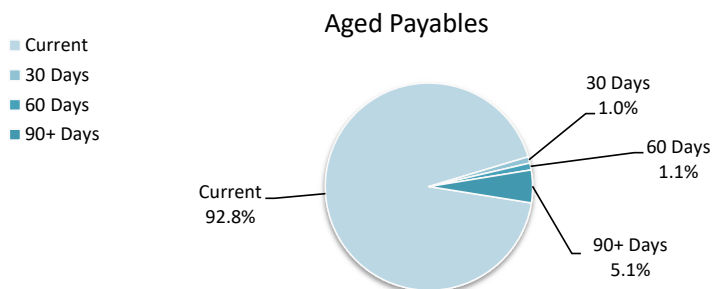
9 PAYABLES

Payables - general	Credit	Current	30 Days	60 Days	90+ Days	Total
	\$	\$	\$	\$	\$	\$
Payables - general	0	186,872	2,044	2,116	10,257	201,28
Percentage	0.0%	92.8%	1.0%	1.1%	5.1%	
Balance per trial balance						
Sundry creditors						201,28
ATO liabilities						137,49
Other payables						423,53
Payroll creditors						3,65
Prepaid rates						345,48
Total payables general outstanding						1,111,45

Amounts shown above include GST (where applicable)

KEY INFORMATION

Trade and other payables represent liabilities for goods and services provided to the Shire prior to the end of the period that are unpaid and arise when the Shire becomes obliged to make future payments in respect of the purchase of these goods and services. The amounts are unsecured, are recognised as a current liability and are normally paid within 30 days of recognition. The carrying amounts of trade and other payables are considered to be the same as their fair values, due to their short-term nature.



SHIRE OF DERBY WEST/KIMBERLEY
SUPPLEMENTARY INFORMATION
FOR THE PERIOD ENDED 28 FEBRUARY 2026

FINANCING ACTIVITIES

10 BORROWINGS

Repayments - borrowings

Information on borrowings Particulars	Loan No.	Loans Refinancing		Principal Repayments		Principal Outstanding		Interest Repayments		
		1 July 2025	Actual	Budget	Actual	Budget	Actual	Budget	Actual	Budget
		\$	\$	\$	\$	\$	\$	\$	\$	
Wharf fenders, boat ramp	145	73,342	0	0	(17,418)	(35,433)	55,924	37,909	(2,504)	(4,440)
Staff Housing	146	352,282	0	0	(30,497)	(61,959)	321,785	290,323	(5,393)	(21,334)
Staff Housing	148	181,570	0	0	(11,182)	(22,615)	170,388	158,955	(4,032)	(7,902)
Derby Visitors Centre	149	226,962	0	0	(13,977)	(28,268)	212,985	198,694	(5,040)	(9,877)
Derby Wharf Infrastructure	151	131,492	0	0	(21,103)	(42,524)	110,389	88,968	(1,964)	(3,652)
Derby Airport & Wharf Infrastructure	152	942,730	0	0	(101,174)	(203,226)	841,556	739,504	(8,110)	(15,434)
Disaster Recovery Flood Damage	Various	5,000,000	3,000,000	3,000,000	(3,000,000)	(8,000,000)	5,000,000	0	(74,153)	(268,587)
Disaster Recovery Flood Damage	Loan restructure	0	0	5,000,000	0	0	0	5,000,000	0	0
Total		6,908,378	3,000,000	8,000,000	(3,195,351)	(8,394,025)	6,713,027	6,514,353	(101,196)	(331,226)
Current borrowings		5,394,025					5,198,673			
Non-current borrowings		1,514,353					1,514,354			
		6,908,378					6,713,027			

All debenture repayments were financed by general purpose revenue.
Self supporting loans are financed by repayments from third parties.

Redraw facility restructure 2025-26

Particulars	Amount Borrowed	Amount Borrowed	Institution	Loan Type	Term Years	Total Interest & Charges	Interest Rate	Amount (Used)		Balance Unspent
	Actual	Budget				\$		Actual	Budget	
	\$	\$				\$	%	\$	\$	\$
Disaster Recovery Flood Damage	3,000,000	3,000,000	WATC		0	(74,153)	Various	(3,000,000)	(3,000,000)	0
Disaster Recovery Flood Damage	0	5,000,000	WATC		10	0	TBA	0	0	0
	3,000,000	8,000,000				(74,153)		(3,000,000)	(3,000,000)	0

KEY INFORMATION

The Shire has elected to recognise borrowing costs as an expense when incurred regardless of how the borrowings are applied.

Fair values of borrowings are not materially different to their carrying amounts, since the interest payable on those borrowings is either close to current market rates or the borrowings are of a short term nature.

**SHIRE OF DERBY WEST/KIMBERLEY
SUPPLEMENTARY INFORMATION
FOR THE PERIOD ENDED 28 FEBRUARY 2026**

OPERATING ACTIVITIES

11 OTHER CURRENT LIABILITIES

	Note	Opening Balance 1 July 2025	Liability transferred from/(to) non current	Liability Increase	Liability Reduction	Closing Balance 28 February 2026
		\$	\$	\$	\$	\$
Other current liabilities						
Other liabilities						
Contract liabilities		106,218	0	841,820	(600,177)	347,861
Capital grant/contributions liabilities		1,187,743	0	4,442,443	(3,679,952)	1,950,234
Total other liabilities		1,293,961	0	5,284,263	(4,280,129)	2,298,095
Employee Related Provisions						
Provision for annual leave		853,893	0	0	0	853,893
Provision for long service leave		361,923	0	0	0	361,923
Total Provisions		1,215,816	0	0	0	1,215,816
Total other current liabilities		2,509,777	0	5,284,263	(4,280,129)	3,513,911

Amounts shown above include GST (where applicable)

A breakdown of contract liabilities and associated movements is provided on the following pages at Note 12 and 13

KEY INFORMATION

Provisions

Provisions are recognised when the Shire has a present legal or constructive obligation, as a result of past events, for which it is probable that an outflow of economic benefits will result and that outflow can be reliably measured.

Provisions are measured using the best estimate of the amounts required to settle the obligation at the end of the reporting period.

Employee Related Provisions

Short-term employee benefits

Provision is made for the Shire's obligations for short-term employee benefits. Short-term employee benefits are benefits (other than termination benefits) that are expected to be settled wholly before 12 months after the end of the annual reporting period in which the employees render the related service, including wages, salaries and sick leave. Short-term employee benefits are measured at the (undiscounted) amounts expected to be paid when the obligation is settled.

The Shire's obligations for short-term employee benefits such as wages, salaries and sick leave are recognised as a part of current trade and other payables in the calculation of net current assets.

Other long-term employee benefits

The Shire's obligations for employees' annual leave and long service leave entitlements are recognised as employee related provisions in the statement of financial position.

Long-term employee benefits are measured at the present value of the expected future payments to be made to employees. Expected future payments incorporate anticipated future wage and salary levels, durations of service and employee departures and are discounted at rates determined by reference to market yields at the end of the reporting period on government bonds that have maturity dates that approximate the terms of the obligations. Any remeasurements for changes in assumptions of obligations for other long-term employee benefits are recognised in profit or loss in the periods in which the changes occur. The Shire's obligations for long-term employee benefits are presented as non-current provisions in its statement of financial position, except where the Shire does not have an unconditional right to defer settlement for at least 12 months after the end of the reporting period, in which case the obligations are presented as current provisions.

Contract liabilities

An entity's obligation to transfer goods or services to a customer for which the entity has received consideration (or the amount is due) from the customer.

Capital grant/contribution liabilities

Grants to acquire or construct recognisable non-financial assets to identified specifications be constructed to be controlled by the Shire are recognised as a liability until such time as the Shire satisfies its obligations under the agreement.

SHIRE OF DERBY WEST/KIMBERLEY
SUPPLEMENTARY INFORMATION
FOR THE PERIOD ENDED 28 FEBRUARY 2026

OPERATING ACTIVITIES

12 GRANTS, SUBSIDIES AND CONTRIBUTIONS

	Unspent grant, subsidies and contributions liability					Grants, subsidies and contributions revenue		
	Liability	Increase in	Decrease in	Liability	Current	Amended	YTD	YTD
	1 July 2025	Liability	Liability	28 Feb 2026	Liability	Budget	Budget	Revenue
	\$	\$	(As revenue)	\$	\$	\$	\$	Actual
Grants and subsidies								
GEN PUR - Financial Assistance Grant - General	0	0	0	0	0	3,769,853	2,827,390	2,827,390
GEN PUR - Financial Assistance Grant - Roads	0	0	0	0	0	742,185	556,639	556,639
MEMBERS - Reimbursements	0	0	0	0	0	150,000	0	0
FIRE - Other Income	0	0	0	0	0	81,750	0	0
OTH HEALTH - Grants	20,000	638,840	(469,042)	189,798	189,798	806,057	617,043	469,042
PEST - Grants	0	3,907	(3,907)	0	0	3,907	0	3,907
AGED OTHER - Grant Funding	0	3,000	0	3,000	3,000	0	0	0
WELFARE - Grants	35,263	133,528	(79,528)	89,263	89,263	66,014	27,342	79,527
COM AMEN - Grants	10,000	0	(4,700)	5,300	5,300	0	0	4,700
LIBRARY - Other Grants	0	11,545	(7,000)	4,545	4,545	14,000	0	7,000
OTH CUL - Grants - Other Culture	5,000	1,000	(6,000)	0	0	5,000	5,000	6,000
WATER - Grants	0	0	0	0	0	52,192	0	0
MEMBERS - Grant Funding - Members	35,955	50,000	(30,000)	55,955	55,955	0	0	30,000
ROADM - Street Lighting Subsidy	0	0	0	0	0	21,000	21,000	0
ROADM - Other Income	0	0	0	0	0	100,000	66,667	0
GEN PUR - Financial Assistance Grant - Aboriginal Access Roads	0	0	0	0	0	460,000	345,000	345,000
ECON DEV - Grants	0	0	0	0	0	0	0	4,545
AGRN 1044 - Recovery - DRAFWA	0	0	0	0	0	962,994	657,994	657,994
	106,218	841,820	(600,177)	347,861	347,861	7,234,952	5,124,075	4,991,744

SHIRE OF DERBY WEST/KIMBERLEY
 SUPPLEMENTARY INFORMATION
 FOR THE PERIOD ENDED 28 FEBRUARY 2026

INVESTING ACTIVITIES

13 CAPITAL GRANTS, SUBSIDIES AND CONTRIBUTIONS

	Capital grant/contribution liabilities				Capital grants, subsidies and contributions revenue			
	Liability 1 July 2025	Increase in Liability	Decrease in Liability (As revenue)	Liability 28 Feb 2026	Current Liability 28 Feb 2026	Amended Budget Revenue	YTD Budget	YTD Revenue Actual
	\$	\$	\$	\$	\$	\$	\$	\$
Capital grants and subsidies								
OLOPS - OTH GOV - Capital Grants - NDRR FS Fire Working Group	20,000	0	0	20,000	20,000	0	0	0
AERO - Grants - Aerodromes	0	225,615	0	225,615	225,615	821,070	509,089	0
ROADC - Other Grants -- Flood Damage	0	0	0	0	0	0	0	960,843
WATER - Grant Capital	0	0	0	0	0	77,728	0	0
REC - Capital Grants	813,679	2,316,180	(2,917,868)	211,991	211,991	6,474,487	4,229,011	2,917,868
SWIM AREAS - Grants	0	0	0	0	0	46,406	0	0
ROADC - Regional Road Group Grants (MR WA)	272,000	1,302,592	(762,084)	812,508	812,508	2,863,697	1,734,791	988,191
ROADC - Roads to Recovery - Grants	0	409,190	0	409,190	409,190	2,197,129	1,183,419	0
ROADC - Other Grants -- Roads/Streets	82,064	20,000	0	102,064	102,064	285,069	100,000	100,000
ROADC - Grant AGRN 591 & 1044	0	0	0	0	0	3,413,483	0	0
ROADC - Other Grants -- Footpaths	0	0	0	0	0	101,409	0	0
ROADC - LRCI Phase 2 Grant Drainage	0	0	0	0	0	119,562	0	0
OTH GOV - Grants (Capital)	0	0	0	0	0	48,369	0	0
OLOPS - Capital Grant	0	0	0	0	0	41,000	0	0
MEMBERS - Grants (Capital)	0	0	0	0	0	9,059	0	0
HALLS - Capital Grants	0	0	0	0	0	49,979	0	0
	1,187,743	4,273,577	(3,679,952)	1,781,368	1,781,368	16,548,447	7,756,310	4,966,902

**SHIRE OF DERBY WEST/KIMBERLEY
SUPPLEMENTARY INFORMATION
FOR THE PERIOD ENDED 28 FEBRUARY 2026**

14 TRUST FUND

Funds held at balance date which are required by legislation to be credited to the trust fund and which are not included in the financial statements are as follows:

Description	Opening Balance 1 July 2025	Amount Received	Amount Paid	Closing Balance 28 February 2026
	\$	\$	\$	\$
Public open spaces	295,981	0	0	295,981
	295,981	0	0	295,981

**SHIRE OF DERBY WEST/KIMBERLEY
SUPPLEMENTARY INFORMATION
FOR THE PERIOD ENDED 28 FEBRUARY 2026**

15 BUDGET AMENDMENTS

Amendments to original budget since budget adoption. Surplus/(Deficit)

Description	Council Resolution	Classification	Non Cash Adjustment	Increase in Available Cash	Decrease in Available Cash	Amended Budget Running Balance
			\$	\$	\$	\$
Budget adoption						
Revised estimated opening surplus	CC088/25	Opening surplus(deficit)		2,732,969	0	2,732,969
Financial Assistance grants received in advance	CC088/25	Operating revenue		0	(4,246,331)	(1,513,362)
Financial Assistance grants increase in 25/26 grant	CC088/25	Operating revenue		1,418,369	0	94,993
Private works expenditure to be completed	CC088/25	Operating expenses		0	(615,317)	(710,310)
Restructure of loan repayments	CC088/25	Capital revenue		993,637	0	283,327
Transfer to Strategic Planning reserve	CC088/25	Capital expenses		0	(283,327)	
Capital grant for project and design of Airstrip	CC074/25	Capital revenue		800,000	0	800,000
Materials and contracts	CC074/25	Operating expenses		0	(800,000)	
Revised opening surplus	Res 08/26	Opening surplus(deficit)		0	(414,206)	(414,206)
Rates	Res 08/26	Operating revenue		0	(86,681)	(500,887)
Grants, subsidies and contributions	Res 08/26	Operating revenue		0	(1,123,132)	(1,624,019)
Fees and charges	Res 08/26	Operating revenue		750,000	0	(874,019)
Interes revenue	Res 08/26	Operating revenue		108,775	0	(765,244)
Other revenue	Res 08/26	Operating revenue		602,171	0	(163,073)
Employee costs	Res 08/26	Operating expenses		778,767	0	615,699
Materials and contracts	Res 08/26	Operating expenses			(1,178,999)	(563,305)
Insurance	Res 08/26	Operating expenses			(3,591)	(566,896)
Other expenditure	Res 08/26	Operating expenses		58,871	0	(508,025)
Loss on asset disposal	Res 08/26	Operating expenses	(950,513)	0	0	(508,025)
Capital grants, subsidies and contributions	Res 08/26	Capital revenue		890,114	0	382,088
Proceeds from disposal of assets	Res 08/26	Capital revenue		40,000	0	422,088
Purchase land and buildings	Res 08/26	Capital expenses		0	(126,214)	295,874
Purchase and construction of infrastructure-roads	Res 08/26	Capital expenses		0	(430,486)	(134,611)
Purchase and construction of infrastructure-other	Res 08/26	Capital expenses		0	(465,000)	(599,611)
Proceeds from borrowings	Res 08/26	Capital revenue		8,000,000	0	7,400,388
Repayment of borrowings	Res 08/26	Capital expenses		0	(7,400,389)	
				17,173,673	(17,173,673)	

**Moore Australia**

Level 15, Exchange Tower,
2 The Esplanade, Perth, WA 6000
PO Box 5785, St Georges Terrace, WA
6831

T +61 8 9225 5355
F +61 8 9225 6181

www.moore-australia.com.au

18 March 2026

Ms Tamara Clarkson
Chief Executive Officer
Shire of Derby/West Kimberley
PO Box 94
DERBY WA 6728

Dear Tamara

MATTERS IDENTIFIED DURING COMPILATION OF STATUTORY MONTHLY FINANCIAL REPORT FOR THE PERIOD ENDED 28 FEBRUARY 2026

We advise we have completed the compilation of your statutory monthly financial report for the period ended 28 February 2026 and identified certain matters additional to those identified in the compilation report we wish to bring to your attention.

We are required under APES 315 *Compilation of Financial Information* to report certain matters in our compilation report and we draw your attention to the note regarding basis of preparation. Other matters which arise during our compilation we wish to bring to your attention are raised in the following pages of this letter along with suggestions to resolve these issues.

It should be appreciated, our procedures are designed primarily to enable us to compile the monthly financial report and therefore may not bring to light all weaknesses in systems and procedures, or all financial matters of interest to management and council, which may exist. However, we aim to use our knowledge of the shire's financial operations gained during our work to make comments and suggestions, which, we hope, will be useful to you.

Should you wish to discuss any matter relating to our service or any other matter, please do not hesitate to contact us.

Yours sincerely

A handwritten signature in black ink, appearing to read 'Russell Barnes', written over a light blue horizontal line.

Russell Barnes
Director
[Moore Australia \(WA\) Pty Ltd](http://www.moore-australia.com.au)



Shire of Derby/West Kimberley

Period ended 28 February 2026

Topic	Item	First Identified	Explanation	Action Required	Priority
Uploaded budget review	Reconciliation	February 2025	The budget uploaded into the ERP system does not include the budget review adopted by Council in February. We have amended this on the face of the statements.	We understand action is already being taken by management. We recommend this continue to ensure the correct reporting of budget and other financial information.	High
Capital expenditure	Allocations	December 2025	Transactions have been allocated to capital expenditure without budget allocations for 2025/26.	We recommend allocations are reviewed and adjusted (where appropriate) to ensure correct allocations for capital acquisitions. Controls are required to ensure the legislative requirement for unbudgeted expenditure to be authorised in advance by Council are met.	Medium
Sundry debtors	Outstanding	January 2026	Although we acknowledge a provision for impairment of \$220,727, the sundry debtors aged trial balance includes totalling \$332,795 outstanding for over 90 days with some more than 300 days old. Credit balances total \$2,689.	We recommend reviewing overdue debtors collection procedures to ensure debtors outstanding for over 30 days are subject to regular review and reminder notices are issued to improve the collection rate. We recommend debtors with credit balances be investigated and remedied.	Medium

15.4 ACCOUNTS FOR PAYMENT - FEBRUARY 2026**File Number: 5110****Author: Aaron Gloor, Acting Manager Corporate Services****Responsible Officer: Jill Brazil, Director Corporate Services****Authority/Discretion: Information****SUMMARY**

Council to receive the list of accounts paid under delegated authority during February 2026.

DISCLOSURE OF ANY INTEREST

Nil by Author and Nil by Responsible Officer.

BACKGROUND

Council has delegated to the Chief Executive Officer the exercise of its power to make payments from the Shire's municipal and trust funds. In accordance with regulation 13 of the *Local Government (Financial Management) Regulations 1996*, a list of accounts paid by the Chief Executive Office is to be provided to Council.

STATUTORY ENVIRONMENT***Local Government (Financial Management) Regulations 1996*****12. Payments from municipal fund or trust fund, restrictions on making**

12(1) A payment may only be made from the municipal fund or a trust fund

The Chief Executive Officer has delegated authority to make payments from the municipal and trust funds.

13. Payments from municipal fund or trust fund by CEO, CEO's duties as to etc.

(1) If the local government has delegated to the CEO the exercise of its power to make payments from the municipal fund or the trust fund, a list of accounts paid by the CEO is to be prepared each month showing for each account paid since the last such list was prepared —

(a) the payee's name; and

(b) the amount of the payment; and

(c) the date of the payment; and

(d) sufficient information to identify the transaction.

(2) A list of accounts for approval to be paid is to be prepared each month showing —

(a) for each account which requires Council authorisation in that month —

(i) the payee's name; and

(ii) the amount of the payment; and

(iii) sufficient information to identify the transaction; and

(b) the date of the meeting of the council to which the list is to be presented.

- (3) A list prepared under sub regulation (1) or (2) is to be —
 - (a) presented to the council at the next ordinary meeting of the Council after the list is prepared; and
 - (b) recorded in the minutes of that meeting.

POLICY IMPLICATIONS

Nil.

FINANCIAL IMPLICATIONS

All expenditure from the municipal fund was included in the annual budget as adopted or revised by Council.

STRATEGIC IMPLICATIONS

GOAL	OUR PRIORITIES	WE WILL
1. Leadership and Governance	1.2 Capable, inclusive and effective organisation	1.2.2 Provide strong governance

RISK MANAGEMENT CONSIDERATIONS

RISK	LIKELIHOOD	CONSEQUENCE	RISK ANALYSIS	MITIGATION
<p>Legal & Compliance:</p> <p>In accordance with section 6.8 of the <i>Local Government Act 1995</i>, a local government is not to incur expenditure from its municipal fund for an additional purpose except where the expenditure is authorised in advance by an absolute majority of Council.</p>	Rare	Minor	Low	Expenditure to only be incurred in accordance with budget parameters, which have been structured on financial viability and sustainability principles.

CONSULTATION

Internal.

COMMENT

Expenditure for the period ending has been incurred in accordance with the 2025/26 Annual Budget as adopted by Council (Commissioner) at its meeting held 18 June 2025 (COO58/25). The budget is structured on financial viability and sustainability principles.

The following tables summarise the payments drawn on the funds during the listed month.

REPORT TO COUNCIL
February 2026

FUND	DETAILS	AMOUNT
MUNICIPAL ACCOUNT		
EFT Payments	EFT 64095 – EFT 64275	\$1,936,593.62
Municipal Cheques	CHQ	\$50.00
Direct Debits	Fees & Charges, Credit Card Payments, Payroll, Payroll Liabilities	\$914,441.94
Manual Cheques	CHQ	\$.00
TRUST ACCOUNT		
EFT Payments		\$0.00
Trust Cheques		\$0.00
TOTAL		\$2,851,085.56

Creditors Outstanding as at 28/02/2026

\$ 201,288.50

VOTING REQUIREMENTS

Simple majority

ATTACHMENTS

1. Credit Card Reconciliation February 2026 [↓](#) 
2. List of Accounts - February 2026 [↓](#) 

RECOMMENDATION


That Council **ACCEPTS** the List of Accounts for February 2026 paid under Delegated Authority in accordance with regulation 13(1) of the *Local Government (Financial Management) Regulations 1996*, totalling \$2,851,085.56.

**The Shire Of Derby / West Kimberley
ANZ Corporate Credit Card Reconciliation
Period Reporting: 15/12/2025 to 12/01/2026**

Card Holder : Tamara Clarkson

Date	Transaction Description	GST (Y/N)	Amount (GST Excl)	GST	Amount (GST Incl)	Account	Receipt Provided	Comments
31/12/2025	STARLINK INTERNET Sydney	Y	\$ 98.18	\$ 9.82	\$ 108.00	121402190.2100	Yes	Additional WIFI required for Derby Administration Building 28.12.25 - 28.01.26.
30/12/2025	STARLINK INTERNET Sydney	Y	\$ 379.09	\$ 37.91	\$ 417.00	121402190.2100	Yes	WIFI subscription for FX SDWK buildings 27.12.25 - 27.01.12.26.
30/12/2025	WANNEWSDTI Osborne Park	Y	\$ 29.09	\$ 2.91	\$ 32.00	121402410.2100	Yes	The West Australian/Sunday Time digital edition subscription 1.11.25 to 28.11.25.
29/12/2025	STARLINK INTERNET Sydney	Y	\$ 505.45	\$ 50.55	\$ 556.00	121402190.2100	Yes	WIFI subscription for FX and Derby SDWK buildings 23.12.25 - 23.01.26.
29/12/2025	CLARK POOLS AND SPAS BROOME	Y	\$ 127.65	\$ 12.77	\$ 140.42	BM006	Yes	Monthly pool maintenance for Shire provided housing.
29/12/2025	Intuit Mailchimp Sydney	Y	\$ 62.26	\$ 6.23	\$ 68.49	121402200.2100	Yes	Shire email direct marketing client monthly subscription (essential plan).
24/12/2025	KUNUNURRA VISITOR CE KUNUNURRA	Y	\$ 1,246.85	\$ 124.69	\$ 1,371.54	EX08	Yes	CEO and Directors x3 accommodation (Kununurra) 11.02.26 to 14.02.26 attending Kimberley Regional Group, Kimberley Zone and Shire of Wyndham and East Kimberley meetings Outstanding ticket fee for CEO attendance at LG Professionals Annual State Conference 2025 held 5.11.25 to 7.11.25
22/12/2025	LOCAL GOVERNEMENT MANA MT HAWTHORN	Y	\$ 372.73	\$ 37.27	\$ 410.00	12040109.2100	Yes	
22/12/2025	Spinifex Hotel Derby	Y	\$ 131.03	\$ 13.10	\$ 144.13	12040187.2100	Yes	Director Management Team dinner meeting with service review consultant
18/12/2025	FITZROY RIVER LODGE PTY L FITZROY CROSS	Y	\$ 216.85	\$ 21.68	\$ 238.53	12040109.2100	Yes	President hotel accommodation (Fitzroy Crossing) 15.12.25 to 16.12.25 meal charges President hotel accommodation (Fitzroy Crossing) 15.12.25 to 16.12.25 for DFES community event and MWW meeting.
16/12/2025	FITZROY RIVER LODGE PTY L FITZROY CROSS	Y	\$ 291.58	\$ 29.16	\$ 320.74	12040109.2100	Yes	
16/12/2025	LIQUOR @ RUSTYS DERBY	Y	\$ 1,040.83	\$ 104.08	\$ 1,144.91	12040211.2100	Yes	Refreshments for December end of year staff (only) event.
15/12/2025	NEAPSBISTRO Derby	Y	\$ 324.55	\$ 32.45	\$ 357.00	12040187.2100	Yes	Electors General Meeting dinner - refreshments
15/12/2025	NEAPSBISTRO Derby	Y	\$ 1,363.64	\$ 136.36	\$ 1,500.00	12040187.2100	Yes	Electors General Meeting dinner - meals only
15/12/2025	DERBY LODGE Derby	Y	\$ 250.00	\$ 25.00	\$ 275.00	12040109.2100	Yes	FX Council Member hotel accommodation (Derby) 11.12.25 to 12.12.25 for 11 December EGM and OCM.
15/12/2025	DERBY LODGE Derby	Y	\$ 250.00	\$ 25.00	\$ 275.00	12040109.2100	Yes	FX Council Member hotel accommodation (Derby) 11.12.25 to 12.12.25 for 11 December EGM and OCM.
15/12/2025	Spinifex Hotel Derby	Y	\$ 88.58	\$ 8.86	\$ 97.44	12040187.2100	Yes	Director Management Team dinner meeting
			TOTAL \$		7,456.20			


Card Holder Declaration:
I, as the card holder, am responsible for all transactions on my Corporate Credit Card and hereby declare that the expenditure detailed on this statement was approved for work related purposes in accordance with the Transaction Card Policy and Procurement Policy of the Shire of Derby/West Kimberley
Tamara Clarkson
Chief Executive Officer


12 March 2026
Date

Card Holder : Luke Lawrence


Date	Transaction Description	GST (Y/N)	Amount (GST Excl)	GST	Amount (GST Incl)	Account	Receipt Provided	Comments
19/12/2025	BOC Limited North Ryde	Y	\$ 107.55	\$ 10.76	\$ 118.31	120705530.2100	Yes	Co2 gas bottles for environmental health mosquito trapping.
			TOTAL \$		118.31			

Card Holder Declaration:
I, as the card holder, am responsible for all transactions on my Corporate Credit Card and hereby declare that the expenditure detailed on this statement was approved for work related purposes in accordance with the Transaction Card Policy and Procurement Policy of the Shire of Derby/West Kimberley
Luke Lawrence
Director Community Development


12.03.2026
Date

TOTAL PURCHASES FOR ABOVE STATED PERIOD \$ 7,574.51
PAYMENTS AND OTHER CREDITS \$ -
INTEREST CHARGES \$ -
CLOSING BALANCE \$ 7,574.51

Procurement Approval

Name	Tamara Clarkson
Position	Chief Executive Officer
Date	12/03/2026
Signature	

Reconciliation Processed

Name	Ashlee Doust
Position	Accounts Payable Officer
Date	13/03/2026
Signature	

Reconciliation Certified

Name	Aaron Gloor
Position	A/Manager Corporate Services
Date	
Signature	

REPORT TO COUNCIL – FEBRUARY 2026

EFT PAYMENTS – MUNI ACCOUNT

PAYMENT ID	DATES	CREDITOR / INVOICE DETAILS	AMOUNT
EFT64095	06/02/2026	ALTHAM CONTRACTING	308.00
INV 2641	19/11/2025	EXCAVATE PLOT 779P	308.00
EFT64096	06/02/2026	LOOK BRILLIANT PTY LTD	6,690.20
INV 72313	20/01/2026	SUPPLY FIGHT THE BITE MERCH – ENVIRONMENTAL HEALTH	6,690.20
EFT64097	06/02/2026	AUSTRALIAN SERVICES UNION	132.50
INV DEDUCTION	27/01/2026	PAYROLL DEDUCTION	132.50
EFT64098	06/02/2026	RUSTYS BAKESHOP	3,375.00
INV 0129	27/01/2026	CATERING FOR AUSTRALIA DAY COMMUNITY BREAKFAST	3,175.00
INV 0130	27/01/2026	SUPPLY GIFT VOUCHERS FOR AUSTRALIA DAY COMMUNITY BREAKFAST GAMES AND DOOR PRIZES	200.00
EFT64099	06/02/2026	BROOMECRETE	398.20
INV 59567	15/12/2025	SUPPLY CRACKER DUST FOR SKATE PARK BORE	398.20
EFT64100	06/02/2026	OFFICE NATIONAL BROOME (THE BOSS SHOP)	700.49
INV 1134074	29/01/2026	COPY COUNTS - JANUARY 2026	700.49
EFT64101	06/02/2026	BONITA SINCLAIR	421.58
INV REIMB2201	22/01/2026	UTILITY SUBSIDY WATER FOR 20/11/2025 TO 21/01/2026	421.58
EFT64102	06/02/2026	BOC LIMITED	212.37
INV 5006817460	31/01/2026	MONTHLY GAS CYLINDER CHARGES	212.37
EFT64103	06/02/2026	CANOPY COUPLE	3,080.00
INV 0031	26/10/2025	REMOVE 2X NEEM TREES & GREEN WASTE 102 LOCH ST	2,420.00
INV 0032	26/10/2025	PRUNE BRANCHES & REMOVE GREEN WASTE DERBY REC CENTRE	660.00
EFT64104	06/02/2026	DAMBIMANGARI ABORIGINAL CORPORATION	500.00
INV REIMB0202	02/02/2026	BOND RETURN FOR HIRE OF CIVIC CENTRE ON 29/01/2026-31/01/2026	500.00
EFT64105	06/02/2026	DERBY BUILDING SUPPLIES	1,698.67
INV 602983	21/01/2026	SUPPLY 4X KEYS	20.00
INV 602998	21/01/2026	SUPPLY 5L STIHL 2-STROKE OIL	127.98
INV 603014	21/01/2026	SUPPLY 2X KEYS	10.00
INV 603136	23/01/2026	SUPPLY ACRYLIC SEALER UNDERCOAT	65.84
INV 603263	27/01/2026	SUPPLY SCREWS	17.95
INV 603289	27/01/2026	SUPPLY WATTYL AQUA TRIM ENAMEL GLOSS	115.15
INV 603351	28/01/2026	SUPPLY STIHL HARNESS, SPOOL, SAFETY GLASSES & 2-STROKE LUBE	869.00

INV 603665	02/02/2026	SUPPLY CRC POLISH AUTO CREAM EXTRACUT 250G	15.66
INV 603764	03/02/2026	SUPPLY WATTYL TRADE INT/EXT LOW SHEEN WHITE 10L	128.17
INV 603814	04/02/2026	SUPPLY X2 CRC POLISH 250G, CLEANSEASE MICROFIBER CLOTH 20PK	40.71
INV 603823	04/02/2026	SUPPLY TUBE SHS 8000 X 30 X 30 X 2.0MM GALVANISED (YELLOW)	58.18
INV 603938	05/02/2026	SUPPLY CRATE STACK N NEST BLUE 32L & LID STACK N NEST CLEAR	230.03
EFT64106	06/02/2026	DERBY BUS SERVICE PTY LTD	66.00
INV 24550	31/01/2026	FREIGHT - JANUARY 2026	66.00
EFT64107	06/02/2026	DERBY 4X4 & MARINE	274.01
INV 42038-64687	21/01/2026	SUPPLY CARBURETOR CLEANER	19.58
INV 42048-64704	22/01/2026	SUPPLY BEARING KITS	254.43
EFT64108	06/02/2026	DERBY PROGRESSIVE SUPPLIES	1,132.93
INV 122505	22/01/2026	SUPPLY COFFEE, SUPPLY WASHING POWDER – DERBY DEPOT	205.46
INV 122955	02/02/2026	SUPPLY FOOD PRODUCT – AUSTRALIAN LIBRARY AND INFORMATION ASSOCIATION COMMUNITY COHESION GRANT SESSIONS, FEB – APRIL 2026	927.47
EFT64109	06/02/2026	DERBY HARDWARE MITRE10	741.81
INV 10640424	03/01/2026	SUPPLY BATTERY AA MAX PACK ENERGIZER	89.97
INV 10640512	05/01/2026	SUPPLY BATTERY A MAX PK 20 ENERGIZER	139.96
INV 10640542	05/01/2026	SUPPLY VALVE CISTERN INLET FLUIDMASTER	39.99
INV 10640574	06/01/2026	SUPPLY SIGN SELF ADHESIVE 245 X 58 PULL & PUSH	15.98
INV 10640655	08/01/2026	SUPPLY HOLESAW BI-MET M42 27MM 1.1/16	28.99
INV 10640870	13/01/2026	SUPPLY SEAL DOOR WEATHERPROOF 915MM CA CLEAR	134.97
INV 10640954	14/01/2026	SUPPLY TRIMMER HEAD ERGOFEED (E35B)	99.98
INV 10641289	21/01/2026	SUPPLY SEALANT & ALUMINIUM	48.98
INV 10641339	22/01/2026	SUPPLY ZINC & DRILL BITS	49.97
INV 10641547	27/01/2026	SUPPLY CCA PINE 90MM X 45MM (PER MTR)	93.02
EFT64110	06/02/2026	DEPARTMENT OF WATER AND ENVIRONMENTAL REGULATION	8,690.00
INV W-PAY-0003551-AF	29/08/2025	DERBY WASTE MANAGEMENT FACILITY - LICENCE FEE	6,952.00
INV W-PAY-0004771-AF	29/01/2026	FITZROY CROSSING WASTE MANAGEMENT FACILITY - LICENCE FEE	1,303.50
INV W-PAY-0004882-LF	02/02/2026	DERBY WASTE MANAGEMENT FACILITY - LICENCE FEE	434.50
EFT64111	06/02/2026	ELDERS LIMITED (DERBY BRANCH)	441.77
INV 101-SI467106	06/01/2026	SUPPLY FEED LAYER & POULTRY MIX	103.60
INV 101-SI525502	22/01/2026	SUPPLY 20KG HEAVY DUTY CASTROL	338.17
EFT64112	06/02/2026	ELLY RATABUA	64.90
INV REIMB2801	28/01/2026	REIMBURSE POLICE CLEARANCE	64.90
EFT64113	06/02/2026	FITZROY HARDWARE PTY LTD	277.40

INV 10039589	16/01/2026	SUPPLY CHLORINE TABLETS	110.00
INV 10040413	04/02/2026	SUPPLY PUMP SINK DELUXE & CLEANER OVEN CLEAN FAST ACT 350G	20.00
INV 10040397	04/02/2026	SUPPLY HFH -CARBINE AINTREE ENTRANCE SET,	44.00
INV 10040395	04/02/2026	SUPPLY X2 SHOWER ROSE W/ ALL DIRECT ARM CP 13000AS,	103.40
EFT64114	06/02/2026	GRACE RECORDS MANAGEMENT	131.67
INV RP01773787	31/01/2026	STORAGE OF RECORDS - FEBRUARY 2026	131.67
EFT64115	06/02/2026	HOATH REFRIGERATION & AIRCONDITIONING	71,868.80
INV 5760	15/12/2025	HVAC SYSTEM INSTALLATION – DERBY REC CENTRE, DERRBY DEPOT, COLEMENT CENTRE, COUNCIL CHAMBERS, 11 HANSON ST, 6 AND 7 TOWER PL AND 74C FALLON ROAD	71,868.80
EFT64116	06/02/2026	HORIZON POWER - ACCOUNT PAYMENTS	295.22
INV 579363	23/01/2026	UNIT 1/20 CLARENDON ST, DERBY FOR 22/11/2025 TO 21/01/2026	170.83
INV 584130	23/01/2026	UNIT 4/20 CLARENDON ST, DERBY FOR 22/11/2025 TO 22/01/2026	124.39
EFT64117	06/02/2026	TEAM GLOBAL EXPRESS PTY LTD	1,220.24
INV P69070455	18/01/2026	FREIGHT - WATER SAMPLES DERBY TO PERTH – ENVIRONMENTAL HEALTH	1,138.45
INV 1228399	28/01/2026	FREIGHT - A4P CARTON	81.79
EFT64118	06/02/2026	INFORMATION SERVICES & TECHNOLOGY PTY LTD	350.00
INV N0056	03/12/2026	MOSAIC SUPPORT PLAN - STANDALONE 2026 CATALOGUE MANAGEMENT SYSTEM – DERBY LIBRARY AND WHARFINGER HOUSE	350.00
EFT64119	06/02/2026	KIMBERLEY FIRE SYSTEMS	986.79
INV 24989	21/01/2026	MAINTENANCE OF FIRE SYSTEMS & EQUIPMENT - JANUARY 2026 – DERBY AIRPORT	986.79
EFT64120	06/02/2026	K&M ELECTRICAL SERVICES	3,071.40
INV 639	20/01/2026	INSTALL POWER POINT FOR NEW GATE LOCK – DERBY OVAL	227.46
INV 641	21/01/2026	INSTALL WIRING FOR ELECTRICAL DOOR – DERBY LIBRARY	1,614.80
INV 642	21/01/2026	TEST POWER - DERBY CIVIC CENTRE	1,229.14
EFT64121	06/02/2026	MAXXIA PTY LTD	5,980.21
INV DEDUCTION	27/01/2026	PAYROLL DEDUCTION	3,139.09
INV DEDUCTION	27/01/2026	PAYROLL DEDUCTION	2,774.44
INV DEDUCTION	27/01/2026	PAYROLL DEDUCTION	66.68
EFT64122	06/02/2026	MANAGED IT PTY LTD	59,792.27
INV 300596	02/02/2026	IT SERVICES FOR FEBRUARY 2026	59,792.27
EFT64123	06/02/2026	TYREPOWER FITZROY CROSSING	444.00
INV 104105	20/01/2026	SUPPLY CENTURY BATTERY	444.00
EFT64124	06/02/2026	WA LGIS	1,000.00
INV MO0084419	14/01/2026	FLEET PROTECTION - MOTOR VEHICLE CLAIM - 1IGE596 HILUX	1,000.00
EFT64125	06/02/2026	MARIA SANDOVAL	824.69
INV REIMB0302	03/02/2026	UTILITY SUBSIDY: POWER FOR 29/11/2025 TO 30/01/2026	559.06

INV REIMB0302-2	03/02/2026	UTILITY SUBSIDY: WATER FOR 18/11/2025 TO 20/01/2026	265.63
EFT64126	06/02/2026	MOORE AUSTRALIA (TAX)	3,217.50
INV 446590	31/01/2026	MONTHLY STATEMENT OF FINANCIAL ACTIVITY – DECEMBER 2025	3,217.50
EFT64127	06/02/2026	NORTH AUSTRALIAN INDIGENOUS LAND AND SEA MANAGEMENT ALLIANCE LTD	612.00
INV REIMB2901	29/01/2026	BOND RETURN FOR HIRE OF COUNCIL CHAMBERS 09-10/12/2025 AND REFUND OF HIRE FEES	612.00
EFT64128	06/02/2026	FOUNDATION FOR INDIGENOUS SUSTAINABLE HEALTH LIMITED	1,384.34
INV #DER4379	31/01/2026	STAFF UNIFORM FOR STAFF MEMBER - OUTDOOR	599.75
INV #DER4156	31/01/2026	STAFF UNIFORM FOR STAFF MEMBER - OUTDOOR	784.59
EFT64129	06/02/2026	IXOM	211.42
INV 85072218	31/01/2026	SERVICE FEE - CHLORINE BUSINESS 2030	211.42
EFT64130	06/02/2026	SCOTT WHYKES	436.61
INV REIMB2901	29/01/2026	UTILITY SUBSIDY: POWER & WATER FOR 18/11/2025 TO 20/01/2026	436.61
EFT64131	06/02/2026	POSITIVE POOLS AND MAINTENANCE	82.50
INV 13	16/01/2026	CHECK POOL CHEM AND SERVICE FILTERS – 4 WOOLLYBUTT CNR	82.50
EFT64132	06/02/2026	COLAS WA	1,078.00
INV SIN2601302100681	28/01/2026	4X 205L DRUMS OF CRS EMULSION FOR ROADWORKS	1,078.00
EFT64133	06/02/2026	E & MJ ROSHER PTY LTD	1,442.08
INV 1504518	22/01/2026	SUPPLY KUBOTA PARTS	1,442.08
EFT64134	06/02/2026	SKIPPERS CLEANING SERVICES	50,306.92
INV 1928	31/01/2026	CLEANING OF SHIRE BUILDINGS - JANUARY 2026	50,306.92
EFT64135	06/02/2026	SMEC AUSTRALIA PTY LIMITED	242,600.21
INV 0195333	05/12/2025	AGRN 1044 - WASTE MANAGEMENT - NOVEMBER 2025	125,089.75
INV 0196452	04/02/2026	AGRN 1044 - WASTE MANAGEMENT - DECEMBER 2025,	117,510.46
EFT64136	06/02/2026	TENNANT AUSTRALIA	488.57
INV AU90010505	14/01/2026	SUPPLY PARTS FOR TENNANT ATLV	488.57
EFT64137	06/02/2026	CLEANAWAY CO PTY LTD	135,235.37
INV 19466948	23/12/2025	BIN COLLECTION - DERBY & FITZROY WET SEASON DECEMBER 2025	136,728.08
EFT64138	06/02/2026	TARUNDA SUPERMARKET	113.60
INV 30124872	04/02/2026	FOOD SUPPLIES FOR COOKING PROGRAM – FX YOUTH	113.60
EFT64139	06/02/2026	TRAVELWORLD BROOME	5,561.03
INV 1000051134	30/01/2026	FLIGHT AND ACCOMMODATION FOR STAFF MEMBER	2,125.15
INV 1000051133	30/01/2026	FLIGHT BROOME-PERTH FOR STAFF MEMBER	515.58
INV 1000051132	30/01/2026	FLIGHT BROOME-PERTH RETURN FOR 2X STAFF MEMBERS	2,920.30
EFT64140	06/02/2026	TYREPOWER DERBY	1,495.00
INV 122166	22/01/2026	SUPPLY 2X TOYO LT235/85R16 TYRES, WHEEL ALIGNMENT – 1HKJ104	1,070.00

INV 122191	22/01/2026	SUPPLY MAXXIS LT235/85R16 TYRE, DISPOSAL – 12KW	425.00
EFT64141	06/02/2026	WESTCOAST BUILDING AND CONSTRUCTION	190,595.83
INV 1976	30/01/2026	GRANT FUNDED - ELECTRICAL WORKS FOR DERBY RECREATION PRECINT UPGRADES	190,595.83
EFT64142	06/02/2026	WATERTORQUE GROUP PTY LTD	2,288.48
INV WT0029728	19/12/2025	SUPPLY SUBMERSIBLE PUMP – DERBY OVAL BORE	2,288.48
EFT64143	13/02/2026	ALTHAM CONTRACTING	308.00
INV 3011	09/02/2026	EXCAVATE PLOT 781P	308.00
EFT64144	13/02/2026	AUSTRALIA POST	457.53
INV 1014528099	03/02/2026	DERBY POSTAGE COSTS FOR JANUARY 2026	457.53
EFT64145	13/02/2026	ARAC REFRIGERATION & AIR CONDITIONING	724.64
INV 16230	02/02/2026	REPLACED DAMAGED OUTDOOR PCB AND FAN MOTOR – 1/74 FALLON RD FX	724.64
EFT64146	13/02/2026	AUSTRALIAN SERVICES UNION	132.50
INV DEDUCTION	10/02/2026	PAYROLL DEDUCTION	132.50
EFT64147	13/02/2026	THE TRUSTEE FOR THE BROOME PROPERTY TRUST DEBY BETTA HOME LIVING	259.85
INV 58610005955	05/02/2026	SUPPLY ELECTRIC FRYPAN & SUNBEAM TOASTIE MAKER – DERBY YOUTH	259.85
EFT64148	13/02/2026	BISHOPS TRANSPORT PTY LTD	1,199.28
INV B342765	23/01/2026	FREIGHT - BASIC, FUEL LEVY COMPONENT	95.02
INV B343172	28/01/2026	FREIGHT - SAMI BITUMEN TO DERBY DEPOT	1,104.26
EFT64149	13/02/2026	BREANNA HARRINGTON	649.33
INV REIMB1604	16/04/2025	UTILITY SUBSIDY: POWER FOR 31/01/2025 TO 31/03/2025	649.33
EFT64150	13/02/2026	GLASS CO KIMBERLEY	526.35
INV 106687	07/01/2026	RE-GLAZE DOOR PANEL - DERBY RECREATION CENTRE	526.35
EFT64151	13/02/2026	CATHERINE FEENEY	740.00
INV #3-R-0029	29/01/2026	5/12 LOCH ST FORTNIGHTLY RENT	740.00
EFT64152	13/02/2026	CMT BUILDING WA PTY LTD	19,107.00
INV 1885	02/02/2026	SUPPLY AND INSTALL GLASS AUTOMATED DOOR – DERBY LIBRARY	19,107.00
EFT64153	13/02/2026	WORK HEALTH PROFESSIONALS PTY LTD	7,425.00
INV 420404894	04/02/2026	WORKPLACE NOISE SURVEY – SHIRE SMALL PLANT AND EQUIPMENT	7,425.00
EFT64154	13/02/2026	CITY TOYOTA	582.99
INV PI13400039	23/01/2026	SUPPLY MIRROR HEAD, X2 12V KEYLESS ENTRY KIT	582.99
EFT64155	13/02/2026	DERBY BUILDING SUPPLIES	248.45
INV 604009	06/02/2026	SUPPLY TRIO PADBOLT SINGLE EYE ZP 150X10MM	16.28
INV 603985	06/02/2026	SUPPLY SCREWS & NUTS	12.32
INV 603977	06/02/2026	SUPPLY STIHL H.P HOSE - STEEL BRAID & EXHAUST GASKET	211.58
INV 603976	06/02/2026	SUPPLY BREMICK WASHER & BREMICK NUT NYLON INSERT GALV	8.27

EFT64156	13/02/2026	DERBY HARDWARE MITRE10	396.96
INV 10641666	29/01/2026	SUPPLY SCREW BUTT METAL C3 8GX20 100PACK BREMICK	19.99
INV 10641724	30/01/2026	SUPPLY SWAP'N'GO GAS BOTTLE 8.5KG (SWAP)	47.99
INV 10641911	02/02/2026	SUPPLY FLEXOVIT WHEEL CUT OFF ULTRA THIN 125X 10MM 100PK	249.00
INV 10642038	04/02/2026	SUPPLY HAMMER SLEDGE PINNED HEAD & HAMMER CLUB	79.98
EFT64157	13/02/2026	ECO BEACH PTY LTD	2,516.30
INV A900628	12/02/2026	RATES REFUND FOR ASSESSMENT A900628 – RATEPAYER MADE ADDITIONAL PAYMENT IN ERROR	2,516.30
EFT64158	13/02/2026	FITZROY HARDWARE PTY LTD	184.10
INV 10040298	03/02/2026	SUPPLY TRAIL BLAZER CORD 2.7MM X 210MT	160.00
INV 10040596	09/02/2026	SUPPLY SCRUB GRILL BRUSH BBQ BUDDY & CLEANER BBQ GREASE	24.10
EFT64159	13/02/2026	GEOTECHNICAL AND GEOLOGICAL CONSULTANTS	7,150.00
INV 7649	18/12/2025	GEOTECHNICAL INVESTIGATION TO SUPPORT DESIGN AND PLANNING FOR NEW LIGHTING TOWERS – DERBY OVAL	7,150.00
EFT64160	13/02/2026	GRACE RECORDS MANAGEMENT	5,494.17
INV RP01761171	31/12/2025	STORAGE OF RECORDS & CATALOGUING - JANUARY 2026	5,494.17
EFT64161	13/02/2026	HYDROKLEEN	35,906.09
INV 18191	29/01/2026	AIR CONDITIONER CLEAN – DERBY STAFF HOUSING, PUBLIC BUILDINGS AND ADMINISTRATION OFFICES	35,906.09
EFT64162	13/02/2026	HORIZON POWER - ACCOUNT PAYMENTS	8,283.27
INV 570688	01/01/2026	208 STREETLIGHTS FOR 01/12/2025 TO 31/12/2025	4,474.35
INV 586387	20/01/2026	UNIT 5/12 LOCH ST, DERBY FOR 19/11/2025 TO 19/01/2026	118.89
INV 575938	04/02/2026	4 WOOLLYBUTT CNR, DERBY FOR 03/12/2025 TO 03/02/2026	2,556.88
INV 420488	04/02/2026	19 WOOLLYBUTT CNR, DERBY FOR 03/12/2025 TO 03/02/2026	376.71
INV 432919	04/02/2026	UNIT B/19 WOOLLYBUTT CNR, DERBY FOR 03/12/2025 - 03/02/2026	620.20
INV 574126	05/02/2026	UNIT 2/13 HOLMAN ST, DERBY FOR 04/12/2025 - 04/02/2026	136.24
EFT64163	13/02/2026	TEAM GLOBAL EXPRESS PTY LTD	1,727.15
INV P69070360	21/12/2025	FREIGHT - WATER SAMPLES DERBY TO PERTH – ENVIRONMENTAL HEALTH	822.40
INV P69070576	08/02/2026	FREIGHTS - WATER SAMPLES DERBY TO PERTH - ENVIRONMENTAL HEALTH	904.75
EFT64164	13/02/2026	JILA PLUMBING	366.85
INV 6960	29/01/2026	REPLACED INLET VALVE TO RECTIFY LEAKING TOILET – FX SHORT STAY	366.85
EFT64165	13/02/2026	THE PIER GROUP PTY LTD T/AS CS LEGAL	507.80
INV 035469	30/01/2026	PROFESSIONAL FEES FOR OFFICE DISBURSEMENTS – RATES DEBT COLLECTION	507.80
EFT64166	13/02/2026	MAXXIA PTY LTD	5,868.41
INV DEDUCTION	10/02/2026	PAYROLL DEDUCTION	3,056.82
INV DEDUCTION	10/02/2026	PAYROLL DEDUCTION	2,744.91
INV DEDUCTION	10/02/2026	PAYROLL DEDUCTION	66.68

EFT64167	13/02/2026	MARIA O'CONNELL	840.00
INV #02	29/01/2026	8/12 LOCH ST - WEEKLY RENT	840.00
EFT64168	13/02/2026	TYREPOWER FITZROY CROSSING	289.00
INV 104202	02/02/2026	SUPPLY CENTURY BATTERY	289.00
EFT64169	13/02/2026	MCLEODS LAWYERS	5,640.03
INV 149882	02/02/2026	LEGAL ADVICE	5,640.03
EFT64170	13/02/2026	FOUNDATION FOR INDIGENOUS SUSTAINABLE HEALTH LIMITED	2,113.63
INV 4327	05/02/2026	UNIFORM FOR STAFF MEMBER - OUTDOOR	974.94
INV 4175	05/02/2026	UNIFORM FOR STAFF MEMBER - OUTDOOR	1,018.69
INV 4704	06/02/2026	UNIFORM FOR STAFF MEMBER - OUTDOOR	120.00
EFT64171	13/02/2026	OFFICE STAR	948.20
INV 68231	28/01/2026	SERVICE AGREEMENT TO RICOH IM C2000, ID # 784 – DERBY DEPOT	464.20
INV 68308	09/02/2026	TRAVEL CHARGE TO FX FOR SCHEDULED MAINTENANCE VISIT	484.00
EFT64172	13/02/2026	PARAGON CORPORATE TRAINING	1,600.00
INV 91676	02/02/2026	PSP404 16 CERTIFICATE IV IN GOVERNMENT INVESTIGATIONS	1,600.00
EFT64173	13/02/2026	PRINTING IDEAS	198.00
INV 59541	23/01/2026	PRINTING - POTABLE WATER X 2 BOOKS	198.00
EFT64174	13/02/2026	PATHWEST LABORATORY MEDICINE WA	49.50
INV SDK2026001	31/01/2026	DRUG SCREEN – NEW STARTER	49.50
EFT64175	13/02/2026	RAY WHITE DERBY	2,694.05
INV 29608	02/02/2026	9 TOWER PLACE MONTHLY RENT 15/02/2026-14/03/2026	2,694.05
EFT64176	13/02/2026	RUSTYS IGA	1,913.68
INV 014384	10/01/2026	SUPPLIES FOR DMSP JUNIOR SCHOOL HOLIDAY PROGRAM – DERBY YOUTH	171.10
INV 015472	13/01/2026	SUPPLIES FOR DMSP JUNIOR SCHOOL HOLIDAY PROGRAM – DERBY YOUTH	29.90
INV 024880	14/01/2026	SUPPLIES FOR DMSP JUNIOR SCHOOL HOLIDAY PROGRAM – DERBY YOUTH	33.15
INV 018440	19/01/2026	SUPPLIES FOR DMSP JUNIOR SCHOOL HOLIDAY PROGRAM – DERBY YOUTH	39.16
INV 026177	20/01/2026	SUPPLIES FOR AUSTRALIA DAY COMMUNITY BREAKFAST – DERBY YOUTH	390.71
INV 019551	21/01/2026	SUPPLIES FOR DMSP JUNIOR SCHOOL HOLIDAY PROGRAM – DERBY YOUTH	26.26
INV 019523	21/01/2026	SUPPLIES FOR DMSP JUNIOR SCHOOL HOLIDAY PROGRAM – DERBY YOUTH	154.92
INV 028172	27/01/2026	SUPPLIES FOR DMSP JUNIOR SCHOOL HOLIDAY PROGRAM – DERBY YOUTH	83.85
INV 037944	28/01/2026	SUPPLIES FOR LATE NIGHT PROGRAMS 28-30/01/2026 – DERBY YOUTH	146.70
INV 029265	29/01/2026	SUPPLIES FOR LATE NIGHT PROGRAMS 28-30/01/2026 – DERBY YOUTH	174.40
INV 029865	30/01/2026	SUPPLIES FOR LATE NIGHT PROGRAMS 28-30/01/2026 – DERBY YOUTH	275.18
INV 013491	05/02/2026	FOOD SUPPLIES FOR LATE NIGHT COOKING PROGRAM 5-7/02/2026 – DERBY YOUTH	127.54

INV 014584	07/02/2026	FOOD SUPPLIES FOR LATE NIGHT COOKING PROGRAM 5-7/02/2026 – DERBY YOUTH	205.31
INV 015058	09/02/2026	SUPPLIES AND FOOD FOR IMPOUNDED DOGS AND CAT - RANGERS	55.50
EFT64177	13/02/2026	TARUNDA SUPERMARKET	97.05
INV 20171023	05/02/2026	FOOD SUPPLIES FOR COOKING PROGRAM – FX YOUTH	97.05
EFT64178	13/02/2026	TRAVELWORLD BROOME	1,732.00
INV 1000051155	02/02/2026	ACCOMMODATION & FLIGHT BROOME-PERTH RETURN FOR 2X STAFF	1,732.00
EFT64179	13/02/2026	TYREPOWER DERBY	910.00
INV 122218	02/02/2026	SUPPLY X2 TOYO LT235/85R16 TYRE, FITTING & BALANCE – KW14	910.00
EFT64180	13/02/2026	UPWELLING PRESS	45.00
INV 052	28/10/2025	PINDAN - A JOURNAL BY UPWELLING PRESS 240 X 145MM, 156PP	45.00
EFT64181	13/02/2026	VANDERFIELD - RDO EQUIPMENT PTY LTD	1,556.28
INV PH0845	29/01/2026	SUPPLY GAS, AIR FILTER, TIGHTENER, IDLER, V-BELT	1,556.28
EFT64182	13/02/2026	VIZONA PTY LTD	14,712.50
INV 0710	09/02/2026	SUPPLY SOLAR LIGHTING SYSTEMS – DERBY JETTY WALKWAY	14,712.50
EFT64183	20/02/2026	ASHLEE DOUST	462.59
INV REIMB06/02	06/02/2026	UTILITY SUBSIDY: POWER FROM 29/11/2025 - 30/01/2026	462.59
EFT64184	20/02/2026	ALTHAM CONTRACTING	222.75
INV 3025	09/02/2026	PUBLIC TOILETS BLOCKAGE REPAIR – DERBY JETTY	222.75
EFT64185	20/02/2026	RUSTYS BAKESHOP	2,700.50
INV 0138	18/02/2026	CATERING ORDER FOR ORGANISATIONAL MANAGEMENT TEAM MEETING	258.50
INV 0137	18/02/2026	CATERING FOR AUSTRALIAN LIBRARY AND INFORMATION ASSOCIATION COMMUNITY COHESION GRANT SESSION	2,442.00
EFT64186	20/02/2026	WORKSAFE DIVISION DEPARTMENT LOCAL GOVERNMENT, INDUSTRY REGULATION AND SAFETY	358.25
INV PERMIT3101	31/01/2026	BUILDING SERVICES LEVY RETURN - JANUARY 2026	358.25
EFT64187	20/02/2026	BREANNA HARRINGTON	605.69
INV REIMB1302	13/02/2026	UTILITY SUBSIDY: POWER FROM 29/11/2025 TO 30/01/2026	605.69
EFT64188	20/02/2026	BONITA SINCLAIR	440.58
INV REIMB1102	11/02/2026	UTILITY SUBSIDY: POWER FROM 03/12/2025 TO 03/02/2026	440.58
EFT64189	20/02/2026	GLASS CO KIMBERLEY	1,051.05
INV 106927	11/02/2026	SUPPLY & INSTALL INVISIGARD FIXED SCREENS – COLEMAN CENTRE	1,051.05
EFT64190	20/02/2026	CATHERINE FEENEY	740.00
INV 3-R-0030	12/02/2026	5/12 LOCH ST FORTNIGHTLY RENT	740.00
EFT64191	20/02/2026	CLEANING GARDENING & TREE SERVICES	30,127.15
INV 10889	05/02/2026	CLEANING FX SHIRE BUILDINGS - JANUARY 2026	30,127.15
EFT64192	20/02/2026	CORUM NOEL CHANDLER	400.00
INV REIMB1302	13/02/2026	UTILITY SUBSIDY: POWER FROM 10/10/2025 TO 04/12/2025	400.00

EFT64193	20/02/2026	CITY OF SOUTH PERTH	2,645.00
INV 10770	13/02/2026	PLANNING CONSULTANCY FEES - JANUARY 2026	2,645.00
EFT64194	20/02/2026	SHIRE OF CARNARVON	9,560.02
INV 49495	28/01/2026	LONG SERVICE LEAVE ENTITLEMENTS - A DEXTER	9,560.02
EFT64195	20/02/2026	DAMBIMANGARI ABORIGINAL CORPORATION	1,500.00
INV REIMB1602	16/02/2026	BOND RETURN FOR HIRE OF AIRPORT - 09-13/02/2026	1,500.00
EFT64196	20/02/2026	DERBY BUILDING SUPPLIES	1,484.78
INV 604167	09/02/2026	SUPPLY CRATE STACK N NEST BLACK & LID STACK N NEST CLEAR	85.92
INV 604201	10/02/2026	SUPPLY SPONGE, ARMOR ALL CLEANER & WASH WAS ULTRA SHINE	32.45
INV 604214	10/02/2026	SUPPLY BREMICK SCREW WAFER & HOOK SNAP ZINC & STRAP EYE	69.51
INV 604238	10/02/2026	SUPPLY FLEXOVIT WHEEL GRINDING METAL DC 1276X22 2MM	26.00
INV 604225	10/02/2026	SUPPLY MALTEK CARPET AQUA RIB 2M X 30M ANTHRACITE	434.20
INV 604308	11/02/2026	SUPPLY POLISH AUTO CREAM & TYRE SHINE SO EASY WET LOOK	44.88
INV 604368	12/02/2026	SUPPLY BAR & CUTTER LUBE, NYLON LINE, SPRING, SPARK PLUG	791.82
EFT64197	20/02/2026	DAIMLER TRUCKS	300.32
INV XA982010714-01	10/02/2026	SUPPLY LENSES, RADIATOR, RUBBER STOPPER, FREIGHT	300.32
EFT64198	20/02/2026	DENZELL LOVELL	64.90
INV REIMB0602	06/02/2026	REIMBURSE POLICE CLEARANCE	64.90
EFT64199	20/02/2026	HARDMAN ENTERPRISES PL T/AS DERBY PLUMBING AND GAS	291.50
INV 31811	09/02/2026	INLET VALVE REPLACEMENT – 3 KNOWSLEY ST EAST	291.50
EFT64200	20/02/2026	DERBY HARDWARE MITRE10	259.77
INV 10627318	11/06/2025	SUPPLY PADBOLT H/SECURITY 100MM CD1	25.98
INV 10642237	09/02/2026	SUPPLY LIQUID CUT & POLISH 450ML KITTEN ULTRA	24.99
INV 10642224	09/02/2026	SUPPLY BRUSH SMOOTH COAT 88MM	21.99
INV 10642274	10/02/2026	SUPPLY MICRO JOINER BARB 19MM RR	19.90
INV 10642423	12/02/2026	SUPPLY FLAT BLACK 310G ACCENT	71.94
INV 10642452	13/02/2026	SUPPLY X2 BATTERY MAX AA & BATTERY AA MAX	94.97
EFT64201	20/02/2026	DWA INDUSTRIAL RESOURCES PTY LTD	165.00
INV 2025000	13/02/2026	SUPPLY CADDY WELDER HIRE 12/02/2026	165.00
EFT64202	20/02/2026	BASS TECHNOLOGY GROUP T/AS FX COMM & AV	104,768.05
INV 8230727	10/02/2026	GRANT FUNDED – CCTV CAMERA REPLACEMENT & FIXES	104,768.05
EFT64203	20/02/2026	FITZROY HARDWARE PTY LTD	95.50
INV 10040643	10/02/2026	SUPPLY SILCA LW4 KEY BLANK	40.00
INV 10040704	11/02/2026	SUPPLY WATTYL - KILLRUST SPRAY COLD GALVIT	38.00
INV 10040906	17/02/2026	SUPPLY ROLLER KIT MINI 100MM UNIPRO	17.50

EFT64204	20/02/2026	GENESIS ACCOUNTING	2,200.00
INV 1972	18/02/2026	2026 WA LOCAL GOVERNMENT TAXATION PRINCIPLES - 4X WEBINAR SERIES AND RECORDINGS	2,200.00
EFT64205	20/02/2026	TEAM GLOBAL EXPRESS PTY LTD	1,591.69
INV P69070617	15/02/2026	FREIGHT - WATER SAMPLES FROM DERBY TO PERTH	1,591.69
EFT64206	20/02/2026	JO-ANNE BULSING	87.00
INV REIMB1302	13/02/2026	REIMBURSEMENT - WWCC RENEWAL	87.00
EFT64207	20/02/2026	KIMBERLEY HOME & ELECTRICAL	1,478.05
INV 26-00007338	17/02/2026	SUPPLY MATS, TABLES, BEANBAGS, YETI & CHAIRS - FOR AUSTRALIAN LIBRARY AND INFORMATION ASSOCIATION COMMUNITY COHESION GRANT SESSIONS	1,478.05
EFT64208	20/02/2026	KERRISSA O'MEARA	500.00
INV GRANT 2025	09/10/2025	APPROVED COMMUNITY REPRESENTATIVE GRANT	500.00
EFT64209	20/02/2026	LATIESHA SCHINDLER-THOMAS	358.36
INV REIMB1302	13/02/2026	UTILITY SUBSIDY: POWER FOR 21/10/2025 - 18/12/2025	358.36
EFT64210	20/02/2026	LOCAL GOVERNMENT PROFESSIONALS WA	3,230.00
INV 47588	11/02/2026	FINANCE PROFESSIONALS CONFERENCE 2026	1,480.00
INV 47587	11/02/2026	FINANCE PROFESSIONALS CONFERENCE 2026	1,750.00
EFT64211	20/02/2026	LUKE LAWRENCE	1,606.32
INV REIMB0701	07/01/2026	REIMBURSEMENT FOR FUEL DEC 2025-JAN 2026	1,606.32
EFT64212	20/02/2026	MAXXIA PTY LTD	903.38
INV SDWK-ITC0126	31/01/2026	JAN-26 ITC REPATRIATED TO MAXXIA FOR EMPLOYEES	903.38
EFT64213	20/02/2026	MARKET CREATIONS AGENCY PTY LTD	4,701.40
INV 1135-65	29/01/2026	MODULE IMPLEMENTATION - ROADS REPORT	4,701.40
EFT64214	20/02/2026	MANAGED IT PTY LTD	15,669.85
INV 300622	11/02/2026	FORTIGATE HA FIREWALLS FOR DERBY ADMIN	15,669.85
EFT64215	20/02/2026	MOORE AUSTRALIA (TAX)	2,200.00
INV 446760	09/02/2026	AUDIT SERVICES FOR REGIONAL AIRPORTS DEVELOPMENT SCHEME	2,200.00
EFT64216	20/02/2026	NORTH WEST LOCKSMITH	65.00
INV 34137	11/02/2026	SUPPLY CARBINE HVY DUTY PE3000 ENTRANCE SET	65.00
EFT64217	20/02/2026	FOUNDATION FOR INDIGENOUS SUSTAINABLE HEALTH LIMITED	3,309.54
INV DER4453	14/02/2026	STAFF UNIFORMS FOR STAFF MEMBER - INDOOR	284.98
INV DER4632	14/02/2026	STAFF UNIFORMS FOR STAFF MEMBER - OUTDOOR	834.94
INV DER4198	14/02/2026	STAFF UNIFORMS FOR STAFF MEMBER - OUTDOOR	926.94
INV DER4451	14/02/2026	STAFF UNIFORMS FOR STAFF MEMBER - INDOOR	309.97
INV DER4701	19/02/2026	STAFF UNIFORMS FOR STAFF MEMBER - OUTDOOR	952.71
EFT64218	20/02/2026	PERTH SHELVING T/A COLBY PERTH	1,567.50

INV #C2752	09/02/2026	SUPPLY SHELVING FOR DERBY DEPOT	1,567.50
EFT64219	20/02/2026	JENKINS EARTHMOVING & TRANSPORT	74,035.50
INV 1031	05/02/2026	SUPPLY & DELIVER 7 LOADS OF BACKFILL TO DERBY LANDFILL	4,851.00
INV 1034	05/02/2026	EMERGENCY WORKS TO REINSTATE BARGE RAMP	69,184.50
EFT64220	20/02/2026	ROWAN SCOTT	70.98
INV REIMB1502	15/02/2026	REIMBURSE PURCHASE OF DOOR CHIME & PADLOCKS	70.98
EFT64221	20/02/2026	CROMAG PTY LTD TAS SIGMA TELFORD GROUP	3,953.40
INV 196705-01	11/02/2026	SUPPLY GRANULAR CHLORINE, PALLET, ALGAECIDE CONTROL	3,953.40
EFT64222	20/02/2026	TOURISM COUNCIL WESTERN AUSTRALIA LTD	1,760.00
INV R-01226-255	12/11/2025	2026 MEMBERSHIP - GOLD	1,760.00
EFT64223	20/02/2026	CLEANAWAY CO PTY LTD	256,219.06
INV 19476126	30/01/2026	RESIDENTIAL & COMMERCIAL SULO - WET SEASON JANUARY 2026	100,063.19
INV 19476128	30/01/2026	LANDFILL MANAGEMENT - JANUARY 2026	145,912.82
INV 19476680	31/01/2026	BIN COLLECTION - JANUARY 2026	10,243.05
EFT64224	20/02/2026	TARUNDA SUPERMARKET	786.01
INV 40120879	06/02/2026	FOOD SUPPLIES – FX YOUTH	77.18
INV 30125561	07/02/2026	FOOD SUPPLIES – FX YOUTH	97.80
INV 30125756	09/02/2026	FOOD SUPPLIES – FX YOUTH	157.08
INV 30126469	12/02/2026	FOOD SUPPLIES – FX YOUTH	100.00
INV 30126793	13/02/2026	FOOD SUPPLIES – FX YOUTH	132.52
INV 20172968	14/02/2026	FOOD SUPPLIES – FX YOUTH	79.95
INV 20173675	17/02/2026	FOOD SUPPLIES – FX YOUTH	141.48
EFT64225	20/02/2026	TOTALLY WORK WEAR - BROOME	446.00
INV 9803	13/02/2026	SUPPLY TO SDWK PPE ITEMS	446.00
EFT64226	20/02/2026	WA RANGERS ASSOCIATION	120.00
INV 0417	14/02/2026	PURCHASE OF WA RANGERS ASSOCIATION MEMBERSHIP	120.00
EFT64227	20/02/2026	WCW CIVIL PTY LTD	6,512.00
INV 3	10/12/2025	ROAD ASSET MANAGEMENT UPGRADE STRATEGY	6,512.00
EFT64228	27/02/2026	ALTHAM CONTRACTING	445.50
INV 3040	10/02/2026	RE DIG GRAVE	445.50
EFT64229	27/02/2026	AUSTRALIAN AIRPORTS ASSOCIATION	750.00
INV AAA-EDU-1122	23/02/2026	WILDLIFE HAZARD MANAGEMENT FOR ARO'S. SAFETY TRAINING	750.00
EFT64230	27/02/2026	ABA AUTOMATIC GATES	92.40
INV I21070	15/12/2025	SUPPLY BATTERY 12V, 7.2AH - SEALED MAINTENANCE FREE	92.40
EFT64231	27/02/2026	ADD BUSINESS GROUP PTY LTD	382,961.55

INV 301332	16/02/2026	GRANT FUNDED - SUPPLY & INSTALL V PALISADE FENCING TO PERIMETER OF FX OVAL	382,961.55
EFT64232	27/02/2026	BISHOPS TRANSPORT PTY LTD	825.89
INV B345234	11/02/2026	FREIGHT - PALLET TO SDWK	341.96
INV B345620	13/02/2026	FREIGHT - AQUACURE PALLET & BI-CARB	483.93
EFT64233	27/02/2026	CIVIC LEGAL	3,850.00
INV 515416	31/01/2026	BREAK OF CONTRACT INVESTIGATION - NINTEX,	3,850.00
EFT64234	27/02/2026	C & E SCOTT SOLUTIONS	500.00
INV 5	02/12/2025	HIRE OF EXCAVATOR FOR SKATE PARK BORE 01/12/2025	500.00
EFT64235	27/02/2026	DERBY BUILDING SUPPLIES	4,481.79
INV 604720	18/02/2026	SUPPLY TOILET SEAT	29.50
INV 604723	18/02/2026	SUPPLY SOLVER MAXI WASH LOW SHEEN	109.05
INV 604717	18/02/2026	SUPPLY WESTBUILD ASPHALT	4,224.00
INV 604760	19/02/2026	SUPPLY GALVANISED TUBE	76.28
INV 604793	19/02/2026	SUPPLY LANE DEADBOLT SATIN SS DOUBLE CYLINDER	42.96
EFT64236	27/02/2026	DANIELLE CORNISH	450.00
INV REIMB2002	20/02/2026	SITTING FEE FOR ARIC MEETING - 19/02/2026	450.00
EFT64237	27/02/2026	HARDMAN ENTERPRISES PL T/AS DERBY PLUMBING AND GAS	291.50
INV 31627	12/01/2026	RECTIFY LOW WATER PRESSURE – 4 WOOLLYBUTT CNR	291.50
EFT64238	27/02/2026	DERBY PROGRESSIVE SUPPLIES	1,003.98
INV 123861	20/02/2026	PURCHASE OF CUSTOMER USE CLEANING SUPPLIES	1,003.98
EFT64239	27/02/2026	DERBY HARDWARE MITRE10	84.95
INV 10642591	16/02/2026	SUPPLY VALVE CISTERN INLET FLUIDMASTER	39.99
INV 10642575	16/02/2026	SUPPLY BATTERY COIN LITH ECR2032 BP4	37.98
INV 10642740	19/02/2026	SUPPLY CRYSTALS DEHUMIDIFY	6.98
EFT64240	27/02/2026	DWA INDUSTRIAL RESOURCES PTY LTD	242.00
INV 02025001	13/02/2026	SUPPLY X2 F-FIRG-12-BSP-0824 FI	242.00
EFT64241	27/02/2026	ELDERS LIMITED (DERBY BRANCH)	160.13
INV 6256-10011000958	17/02/2026	SUPPLY FEED LAYER & POULTRY MIX	112.24
INV 101-SI657959	18/02/2026	SUPPLY GAUGE RAIN 250MM	47.89
EFT64242	27/02/2026	ELIOT MONEY	1,429.59
INV ALLOW2802	28/02/2026	FEBRUARY 2026 COUNCILLOR FEE & ALLOWANCE	1,429.59
EFT64243	27/02/2026	FITZROY HARDWARE PTY LTD	20.50
INV 10041099	20/02/2026	SUPPLY CLOSER DOOR PNEUMATIC SILVER	20.50
EFT64244	27/02/2026	GEOFFREY ANDREW DAVIS	1,429.59
INV ALLOW2802	28/02/2026	FEBRUARY 2026 COUNCILLOR FEE & ALLOWANCE	1,429.59

EFT64245	27/02/2026	PATRICIA GAULT	1,429.59
INV ALLOW2802	28/02/2026	FEBRUARY 2026 COUNCILLOR FEE & ALLOWANCE	1,429.59
EFT64246	27/02/2026	HOATH REFRIGERATION & AIRCONDITIONING	8,186.75
INV 5958	19/02/2026	SUPPLY & INSTALL 2X6M OF FLEX DUCT & RELOCATE MAIN OUTLETS	1,047.75
INV 5959	19/02/2026	REPLACE ISOLATORS TO WEATHERPROOF ISOLATOR SWITCHES	7,139.00
EFT64247	27/02/2026	HIVO	7,246.80
INV 4182	11/02/2026	ANNUAL HIVO SUBSCRIPTION FEE - FEBRUARY 2026	7,246.80
EFT64248	27/02/2026	HORIZON POWER - ACCOUNT PAYMENTS	581.85
INV 587147	17/02/2026	3 KNOWSLEY STREET EAST, DERBY FROM 05/02/2026 TO 16/02/2026	404.53
INV 579363	18/02/2026	UNIT 1/20 CLARENDON STREET, DERBY FROM 22/01/2026 TO 17/02/2026	177.32
EFT64249	27/02/2026	CONNECT CALL CENTRE SERVICES	498.96
INV 121172	15/02/2026	OVERCALLS FEE FOR CONTRACT CA0415 25/26 FY	498.96
EFT64250	27/02/2026	JEFFREY MICHAEL PORRA	450.00
INV REIMB2002	20/02/2026	SITTING FEE FOR ARIC MEETING - 19/02/2026	450.00
EFT64251	27/02/2026	JOSEPH JOHN	500.00
INV REIMB2302	23/02/2026	RETURN OF BOND HIRE FOR OVAL & CHANGEROOMS 22/02/2026,	500.00
EFT64252	27/02/2026	KIMBERLEY FIRE SYSTEMS	2,972.09
INV 25096	12/02/2026	REPLACE PIN RELAY IN CONTROLLER BOARD & FLOAT SWITCHES – DERBY AIRPORT	1,985.30
INV 25105	17/02/2026	MAINTENANCE OF FIRE PROTECTION SYSTEMS & EQUIPMENT – DERBY AIRPORT	986.79
EFT64253	27/02/2026	KOOLAN IRON ORE PTY LTD	76.58
INV REFUND	20/02/2026	REFUND DUE TO ADMIN ERROR FROM 15/01/2025	76.58
EFT64254	27/02/2026	KIMBERLEY KRASH REPAIRS	1,222.64
INV 10348/1	20/02/2026	REPAIRS TO TOYOTA 18KW	1,222.64
EFT64255	27/02/2026	K&M ELECTRICAL SERVICES	781.36
INV 680	19/02/2026	INVESTIGATE SEPTIC PUMPS NOT ENERGIZING & RECTIFY FAULT – DERBY JETTY PUBLIC TOILETS	781.36
EFT64256	27/02/2026	KERRISSA O'MEARA	2,243.87
INV TRAVEL2402	24/02/2026	TRAVEL CLAIM: DERBY-BROOME RETURN 12-14/02/2026 MEETING	455.49
INV ALLOW2802	28/02/2026	FEBRUARY 2026 COUNCILLOR FEE & ALLOWANCE	1,788.38
EFT64257	27/02/2026	THE PIER GROUP PTY LTD T/AS CS LEGAL	528.00
INV 035523	25/02/2026	PROFESSIONAL FEES FOR LGA SALE OF A100760	528.00
EFT64258	27/02/2026	LAURIE SHAW	1,429.59
INV ALLOW2802	28/02/2026	FEBRUARY 2026 COUNCILLOR FEE & ALLOWANCE	1,429.59
EFT64259	27/02/2026	LEAH UMBAGAI	1,429.59
INV ALLOW2802	28/02/2026	FEBRUARY 2026 COUNCILLOR FEE & ALLOWANCE	1,429.59
EFT64260	27/02/2026	MARIA O'CONNELL	840.00

INV 03	12/02/2026	8/12 LOCH ST - WEEKLY RENT	840.00
EFT64261	27/02/2026	WA LGIS	2,823.15
INV 100-163820	10/02/2026	EAP FOR 103 EMPLOYEES & 22 VOLUNTEERS 01/01/2026 - 30/06/2026	2,823.15
EFT64262	27/02/2026	NORTH WEST LOCKSMITH	240.00
INV 34164	16/02/2026	LOCK CHANGES/RE-KEYING - DERBY LIBRARY AUTO DOORS	240.00
EFT64263	27/02/2026	FOUNDATION FOR INDIGENOUS SUSTAINABLE HEALTH LIMITED	1,129.65
INV DER4928	21/02/2026	STAFF UNIFORM FOR STAFF MEMBER - OUTDOOR	990.67
INV DER4805	21/02/2026	BUSINESS SHIRTS FOR COUNCIL MEMBER - INDOOR	138.98
EFT64264	27/02/2026	ADAM RUSSELL CORNISH	1,429.59
INV ALLOW2802	28/02/2026	FEBRUARY 2026 COUNCILLOR FEE & ALLOWANCE	1,429.59
EFT64265	27/02/2026	PINNACLE HEIGHT SAFETY PTY LTD	205.00
INV P584295X	13/02/2026	ENROLMENT COURSE FEE CS1	205.00
EFT64266	27/02/2026	PETER JOHN MCCUMSTIE	2,864.76
INV ALLOW2802	28/02/2026	FEBRUARY 2026 PRESIDENT FEE & ALLOWANCE	2,864.76
EFT64267	27/02/2026	SE RENTALS PTY LTD	185.90
INV 285488	20/02/2026	DERBY POOL PRINTER RENTAL CONTRACT 20/03/2025	185.90
EFT64268	27/02/2026	RUSTYS IGA	828.12
INV 017372	12/02/2026	FOOD ITEMS 13/02/2026 – DERBY YOUTH	126.46
INV 01259	18/02/2026	SUPPLIES FOR AUSTRALIAN LIBRARY AND INFORMATION ASSOCIATION COMMUNITY COHESION GRANT SESSION	498.66
INV 025186	19/02/2026	SUPPLY CLEANING SUPPLIES FOR IMPOUNDED ANIMALS - RANGERS	30.30
INV 011727	20/02/2026	FOOD SUPPLIES 26-28/02/2026 – DERBY YOUTH	172.70
EFT64269	27/02/2026	ROYAL LIFE SAVING SOCIETY WA	517.00
INV AX-20009	13/02/2026	ENROLMENT OF STAFF LIFEGUARD LICENCE RENEWAL 15/02/2026	179.00
INV AX-20010	13/02/2026	ENROLMENT OF STAFF ADVANCED FIRST AID 19/02/2026	163.00
INV AX-20012	13/02/2026	ENROLMENT OF STAFF ADVANCED RESUSCITATION 20/02/2026	175.00
EFT64270	27/02/2026	TARUNDA SUPERMARKET	324.86
INV 40121711	19/02/2026	FOOD SUPPLIES – FX YOUTH	115.68
INV 20174972	20/02/2026	FOOD SUPPLIES – FX YOUTH	134.45
INV 20175603	23/02/2026	FOOD SUPPLIES – FX YOUTH	74.73
EFT64271	27/02/2026	TRAVELWORLD BROOME	2,048.00
INV 1000051301	12/02/2026	FLIGHT & ACCOMMODATION FOR STAFF MEMBER BROOME-PERTH	2,048.00
EFT64272	27/02/2026	TOTALLY WORK WEAR - BROOME	225.00
INV 9938	16/02/2026	SUPPLY 2X CTN SQWINCHER SQWEEZE POPS	225.00
EFT64273	27/02/2026	TYREPOWER DERBY	1,070.00
INV 122206	30/01/2026	SUPPLY 2X TYRES - 8KW	1,070.00

EFT64274	27/02/2026	VALERIE ROSS	1,429.59
INV ALLOW2802	28/02/2026	FEBRUARY 2026 COUNCILLOR FEE & ALLOWANCE	1,429.59
EFT64275	27/02/2026	WINUN NGARI ABORIGINAL CORPORATION	1,800.00
INV 2442	09/02/2026	7/12 LOCH ST RENT 04/02 - 03/03/2026	1,800.00
		TOTAL	\$1,936,593.62

FEE PAYMENTS – MUNI ACCOUNT

PAYMENT ID	DATES	CREDITOR / INVOICE DETAILS	AMOUNT
977	02/02/2026	EXC - EXCESS TRANSACTIONS FEE	38.95
977	03/02/2026	MER - MERCHANT FEES	326.27
977	04/02/2026	DOT - DOT PAYMENT	1,697.30
977	05/02/2026	EXC - EXCESS TRANSACTIONS FEE	77.00
977	05/02/2026	BEX - BPOINT FEES	127.82
977	05/02/2026	DOT - DOT PAYMENT	2,598.75
977	06/02/2026	DOT - DOT PAYMENT	3,644.65
977	05/02/2026	GHA - GREYHOUND AUSTRALIA	646.00
977	09/02/2026	IINET - IINET 225211599 (\$109.99)	109.99
977	09/02/2026	DOT - DOT PAYMENT	6,690.85
977	02/02/2026	EXC - EXCESS TRANSACTIONS FEE	55.00
977	11/02/2026	DOT - DOT PAYMENT	956.70
977	12/02/2026	DOT - DOT PAYMENT	3,366.00
977	12/02/2026	GHA - GREYHOUND AUSTRALIA	491.00
977	13/02/2026	DOT - DOT PAYMENT	1,093.20
977	16/02/2026	BAS6A - ATO - BAS PAYMENT - FBT INSTALMENT	22,162.00
977	16/02/2026	DOT - DOT PAYMENT	2,723.35
977	16/02/2026	BEX - BPOINT FEES	29.86
977	02/02/2026	EXC - EXCESS TRANSACTIONS FEE	9.80
977	10/02/2026	BAS4 - ATO - IAS PAYMENT - PAYG WITHHOLDING	75,119.00
977	18/02/2026	DOT - DOT PAYMENT	3,301.60
977	19/02/2026	DOT - DOT PAYMENT	2,987.20
977	19/02/2026	GHA - GREYHOUND AUSTRALIA	681.00

977	20/02/2026	DOT - DOT PAYMENT	3,307.00
977	23/02/2026	DOT - DOT PAYMENT	2,984.80
977	19/02/2026	EXC - EXCESS TRANSACTIONS FEE	-0.05
977	02/02/2026	EXC - EXCESS TRANSACTIONS FEE	31.74
977	25/02/2026	DOT - DOT PAYMENT	1,793.90
977	26/02/2026	DOT - DOT PAYMENT	2,734.95
977	26/02/2026	GHA - GREYHOUND AUSTRALIA	367.00
977	26/02/2026	BAS4 - ATO - IAS PAYMENT - PAYG WITHHOLDING	71,923.00
977	27/02/2026	DOT - DOT PAYMENT	838.35
977	02/02/2026	EXC - EXCESS TRANSACTIONS FEE	89.86
977	02/02/2026	MER - MERCHANT FEES	32.95
977	02/02/2026	DOT - DOT PAYMENT	3,422.30
977	03/02/2026	MER - MERCHANT FEES	49.50
977	03/02/2026	MER - MERCHANT FEES	145.51
978	05/02/2026	DOT - DOT PAYMENT	4,433.00
DD23426.1	03/02/2026	HOUSING AUTHORITY	4,440.00
INV 03022026	03/02/2026	RENT - 7X PROPERTIES	4,440.00
DD23438.1	10/02/2026	AWARE SUPER	28,450.99
INV SUPER	10/02/2026	SUPERANNUATION	23,611.57
INV DEDUCTION	10/02/2026	PAYROLL DEDUCTION	3,984.38
INV DEDUCTION	10/02/2026	PAYROLL DEDUCTION	300.00
INV DEDUCTION	10/02/2026	PAYROLL DEDUCTION	115.24
INV DEDUCTION	10/02/2026	PAYROLL DEDUCTION	285.00
INV DEDUCTION	10/02/2026	PAYROLL DEDUCTION	154.80
DD23438.2	10/02/2026	RAIZ SUPER	773.36
INV SUPER	10/02/2026	SUPERANNUATION	773.36
DD23438.3	10/02/2026	GESB EMPLOYER SERVICES	726.64
INV SUPER	10/02/2026	SUPERANNUATION	726.64
DD23438.4	10/02/2026	BT PANORAMA SUPER	643.06
INV SUPER	10/02/2026	SUPERANNUATION	643.06
DD23438.5	10/02/2026	CARE SUPER	450.79
INV SUPER	10/02/2026	SUPERANNUATION	450.79
DD23438.6	10/02/2026	Q SUPER	1,015.74
INV SUPER	10/02/2026	SUPERANNUATION	742.27
INV DEDUCTION	10/02/2026	PAYROLL DEDUCTION	273.47

DD23438.7	10/02/2026	PUBLIC SECTOR SUPERANNUATION ACCUMULATION PLAN	960.89
INV SUPER	10/02/2026	SUPERANNUATION	860.89
INV DEDUCTION	10/02/2026	PAYROLL DEDUCTION	100.00
DD23438.8	10/02/2026	UNI SUPER LIMITED	351.67
INV SUPER	10/02/2026	SUPERANNUATION	351.67
DD23438.9	10/02/2026	REST SUPERANNUATION	5,203.52
INV SUPER	10/02/2026	SUPERANNUATION	4,475.99
INV DEDUCTION	10/02/2026	PAYROLL DEDUCTION	727.53
DD23442.1	10/02/2026	AUSTRALIAN SUPER	-369.23
INV REVERSAL	10/02/2026	SUPERANNUATION	-369.23
DD23454.1	06/02/2026	BOND ADMINISTRATOR	800.00
INV BOND 7629/26	06/02/2026	RENTAL BOND FOR 2/74 FALLON RD, FX - 7629/26	800.00
DD23471.1	19/02/2026	AUSTRALIAN SUPER	542.71
INV COUNCILLORS JAN 2026	19/02/2026	JANUARY 2026 COUNCILLOR SUPERANNUATION	542.71
DD23471.2	19/02/2026	AWARE SUPER	333.10
INV COUNCILLORS JAN 2026	19/02/2026	JANUARY 2026 COUNCILLOR SUPERANNUATION	333.10
DD23471.3	19/02/2026	HOST PLUS SUPERANNUATION FUND	166.55
INV COUNCILLORS JAN 2026	19/02/2026	JANUARY 2026 COUNCILLOR SUPERANNUATION	166.55
DD23474.1	20/02/2026	THE SHELL COMPANY OF AUSTRALIA LIMITED	349.87
INV FUEL - JAN26	20/02/2026	SHELL FUEL - JAN 2026	349.87
DD23478.1	11/02/2026	TELSTRA LIMITED	74.94
INV 1718873800	11/02/2026	SERVICES AND EQUIPMENT RENTAL TO 19/02/2026	74.94
DD23478.2	24/02/2026	TELSTRA LIMITED	7,294.27
INV 0463459000	24/02/2026	MAIN LINE BILLINGS - FEBRUARY 2026	7,294.27
DD23479.1	23/02/2026	TELSTRA LIMITED	1,025.71
INV 4174249435	23/02/2026	MOBILE PHONE SERVICES - FEBRUARY 2026	985.71
INV 4275260919	23/02/2026	MOBILE SERVICE - FEBRUARY 2026	40.00
DD23482.1	24/02/2026	AWARE SUPER	25,429.37
INV SUPER	24/02/2026	SUPERANNUATION	20,720.16
INV DEDUCTION	24/02/2026	PAYROLL DEDUCTION	3,969.41
INV DEDUCTION	24/02/2026	PAYROLL DEDUCTION	300.00
INV DEDUCTION	24/02/2026	PAYROLL DEDUCTION	285.00
INV DEDUCTION	24/02/2026	PAYROLL DEDUCTION	154.80
DD23482.2	24/02/2026	RAIZ SUPER	205.50
INV SUPER	24/02/2026	SUPERANNUATION	205.50

DD23482.3	24/02/2026	GESB EMPLOYER SERVICES	726.64
INV SUPER	24/02/2026	SUPERANNUATION	726.64
DD23482.4	24/02/2026	BT PANORAMA SUPER	643.06
INV SUPER	24/02/2026	SUPERANNUATION	643.06
DD23482.5	24/02/2026	CARE SUPER	450.80
INV SUPER	24/02/2026	SUPERANNUATION	450.80
DD23482.6	24/02/2026	Q SUPER	1,015.74
INV SUPER	24/02/2026	SUPERANNUATION	742.27
INV DEDUCTION	24/02/2026	PAYROLL DEDUCTION	273.47
DD23482.7	24/02/2026	PUBLIC SECTOR SUPERANNUATION ACCUMULATION PLAN	960.89
INV SUPER	24/02/2026	SUPERANNUATION	860.89
INV DEDUCTION	24/02/2026	PAYROLL DEDUCTION	100.00
DD23482.8	24/02/2026	UNI SUPER LIMITED	382.13
INV SUPER	24/02/2026	SUPERANNUATION	382.13
DD23482.9	24/02/2026	MYNORTH SUPER	308.56
INV SUPER	24/02/2026	SUPERANNUATION	308.56
DD23485.1	24/02/2026	HOUSING AUTHORITY	1,160.00
INV 24022026	24/02/2026	RENT - (REF 41046646)	1,160.00
DD23487.1	10/02/2026	WATER CORPORATION	9,707.15
INV 9006972290	10/02/2026	TOILETS AT JETTY RD, DERBY FOR 17/11/2025 TO 19/01/2026	1,312.06
INV 9006973947	10/02/2026	YOUTH CENTRE AT HARDMAN ST, DERBY FOR 17/11/2025 TO 19/01/2026	1,255.12
INV 9006975053	10/02/2026	TOILETS AT 49-55 CLARENDON ST, DERBY FOR 17/11/2025 TO 19/01/2026	137.31
INV 9006973699	10/02/2026	MUSEUM AT 3 LOCH ST, DERBY FOR 17/11/2025 TO 19/01/2026	174.93
INV 9006985833	10/02/2026	VERGE AT 1 CLARENDON ST, DERBY FOR 17/11/2025 TO 19/01/2026	572.28
INV 9006985841	10/02/2026	GARDEN AT 1 CLARENDON ST, DERBY FOR 17/11/2025 TO 19/01/2026	274.09
INV 9006973736	10/02/2026	CLUB AT 12 ELDER ST, DERBY FOR 17/11/2025 TO 19/01/2026	909.93
INV 9006973744	10/02/2026	RESTAURANT AT JETTY ROAD, DERBY FOR 17/11/2025 TO 19/01/2026	1,761.50
INV 9006973840	10/02/2026	OFFICES AT 24 LOCH ST, DERBY FOR 17/11/2025 TO 19/01/2026	433.80
INV 9006973875	10/02/2026	OFFICES AT 30 LOCH ST, DERBY FOR 17/11/2025 TO 19/01/2026	306.07
INV 9006973883	10/02/2026	POOL AT 11 JOHNSTON ST, DERBY FOR 17/11/2025 TO 19/01/2026	2,570.06
DD23487.2	13/02/2026	WATER CORPORATION	2,086.46
INV 9006974368	13/02/2026	TOILETS AT 153 LOCH ST, DERBY FOR 19/11/2025 TO 22/01/2026	51.44
INV 9006974376	13/02/2026	SPORTS COMPLEX 153 LOCH ST, DERBY FOR 19/11/2025 TO 22/01/2026	170.59
INV 9006976646	13/02/2026	142 LOCH ST, DERBY (LOT 485 RES 16140) FOR 19/11/2025 TO 22/01/2026	1,328.29
INV 9006984048	13/02/2026	DEPOT AT 1-7 MILLARD ST, DERBY FOR 20/11/2025 TO 22/01/2026	536.14

DD23487.3	12/02/2026	WATER CORPORATION	6,343.11
INV 9006978123	12/02/2026	CEMETERY 27017 WODEHOUSE ST, DERBY FOR 19/11/2025 TO 21/01/2026	563.24
INV 9006980581	12/02/2026	DAY CARE CENTRE 40-42 ASHLEY ST, DERBY 18/11/2025 TO 21/01/2026	1,202.23
INV 9006983547	12/02/2026	CENTRE AT 63-65 ASHLEY ST, DERBY FOR 19/11/2025 TO 21/01/2026	1,672.70
INV 9006983598	12/02/2026	CENTRE AT 53 ASHLEY ST, DERBY FOR 18/11/2025 TO 21/01/2026	51.00
INV 9006984507	12/02/2026	SPEEDWAY AT DERBY HWY FOR 19/11/2025 TO 21/01/2026	117.26
INV 9006986051	12/02/2026	A / 20 MACDONALD WY, FITZROY FOR 21/11/2025 TO 23/01/2026	265.63
INV 9015670665	12/02/2026	B / 20 MACDONALD WY, FITZROY FOR 21/11/2025 TO 23/01/2026	265.63
INV 9016645795	12/02/2026	RESERVE AT 8 COOLIBAH WY, DERBY FOR 20/11/2025 TO 21/01/2026	524.09
INV 9017391459	12/02/2026	1 / 74 FALLON RD, FITZROY CROSSING FOR 21/11/2025 TO 23/01/2026	462.62
INV 9017391467	12/02/2026	2 / 74 FALLON RD, FITZROY CROSSING FOR 21/11/2025 TO 23/01/2026	511.87
INV 9017391475	12/02/2026	3 / 74 FALLON RD, FITZROY CROSSING FOR 21/11/2025 TO 23/01/2026	333.35
INV 9018007711	12/02/2026	RESERVE AT PANDANAS WAY, DERBY FOR 20/11/2025 TO 21/01/2026	373.49
DD23487.4	06/02/2026	WATER CORPORATION	3,467.35
INV 9006978422	06/02/2026	HOUSE AT 11 HANSON ST, DERBY FOR 18/11/2025 TO 20/01/2026	290.25
INV 9009765414	06/02/2026	UNIT AT 4A ROWELL CT, DERBY FOR 18/11/2025 TO 20/01/2026	327.19
INV 9009765422	06/02/2026	UNIT AT 4B ROWELL CT, DERBY FOR 18/11/2025 TO 20/01/2026	808.01
INV 9021175409	06/02/2026	UNIT 1 / 20 CLARENDON ST, DERBY FOR 17/11/2025 TO 20/01/2026	345.66
INV 9021175433	06/02/2026	UNIT 2 / 20 CLARENDON ST, DERBY FOR 17/11/2025 TO 20/01/2026	318.98
INV 9021175417	06/02/2026	UNIT 3 / 20 CLARENDON ST, DERBY FOR 17/11/2025 TO 20/01/2026	351.81
INV 9021175425	06/02/2026	UNIT 4 / 20 CLARENDON ST, DERBY FOR 17/11/2025 TO 20/01/2026	341.55
INV 9021175396	06/02/2026	UNIT 5 / 20 CLARENDON ST, DERBY FOR 17/11/2025 TO 20/01/2026	304.62
INV 9021175329	06/02/2026	UNIT 6 / 20 CLARENDON ST, DERBY FOR 17/11/2025 TO 20/01/2026	290.25
INV 9022168905	06/02/2026	20 CLARENDON ST, DERBY FOR 17/11/2025 TO 20/01/2026	89.03
DD23487.5	11/02/2026	WATER CORPORATION	1,468.85
INV 9006979679	11/02/2026	RESERVE AT 6-8 ROWELL CT, DERBY FOR 18/11/2025 TO 20/01/2026	1,156.61
INV 9006973904	11/02/2026	LIBRARY AT 30-34 LOCH ST, DERBY FOR 17/11/2025 TO 20/01/2026	232.16
INV 9006973912	11/02/2026	FIRE STATION 35 CLARENDON ST, DERBY FOR 17/11/2025 TO 20/01/2026	80.08
DD23487.6	09/02/2026	WATER CORPORATION	6,263.54
INV 9006981445	09/02/2026	HOUSE AT 7 TOWER PL, DERBY FOR 19/11/2025 TO 22/01/2026	670.37
INV 9006981517	09/02/2026	HOUSE AT 6 TOWER PL, DERBY FOR 19/11/2025 TO 22/01/2026	413.37
INV 9006981541	09/02/2026	HOUSE AT 2 WODEHOUSE ST, DERBY FOR 19/11/2025 TO 22/01/2026	343.61
INV 9008757359	09/02/2026	HOUSE AT 8 KURRAJONG LOOP, DERBY FOR 19/11/2025 TO 21/01/2026	771.20
INV 9008757615	09/02/2026	19 WOOLLYBUTT CRN, DERBY (LOT 2) FOR 19/11/2025 TO 21/01/2026	269.73
INV 9008757703	09/02/2026	HOUSE AT 4 WOOLLYBUTT CNR, DERBY FOR 19/11/2025 TO 21/01/2026	435.95

INV 9009945968	09/02/2026	UNIT AT UNIT A / 13 HOLMAN ST, DERBY FOR 19/11/2025 TO 22/01/2026	329.24
INV 9009945976	09/02/2026	UNIT AT UNIT B / 13 HOLMAN ST, DERBY FOR 19/11/2025 TO 22/01/2026	265.63
INV 9010053465	09/02/2026	UNIT 1 / 9 ASHLEY ST, DERBY FOR 19/11/2025 TO 22/01/2026	259.71
INV 9010053473	09/02/2026	UNIT 2 / 9 ASHLEY ST, DERBY FOR 19/11/2025 TO 22/01/2026	265.87
INV 9010053481	09/02/2026	UNIT 3 / 9 ASHLEY ST, DERBY FOR 19/11/2025 TO 22/01/2026	269.97
INV 9010053502	09/02/2026	UNIT 4 / 9 ASHLEY ST, DERBY FOR 19/11/2025 TO 22/01/2026	259.71
INV 9010053510	09/02/2026	UNIT 5 / 9 ASHLEY ST, DERBY FOR 19/11/2025 TO 22/01/2026	259.71
INV 9010213182	09/02/2026	9 ASHLEY ST, DERBY FOR 19/11/2025 TO 22/01/2026	47.99
INV 9012616903	09/02/2026	UNIT AT 14A (16) BLOODWOOD CR, DERBY FOR 19/11/2025 TO 21/01/2026	547.40
INV 9012616911	09/02/2026	UNIT AT 14B BLOODWOOD CR, DERBY FOR 19/11/2025 TO 21/01/2026	551.51
INV 9020549317	09/02/2026	19 WOOLLYBUTT CNR, DERBY (LOT 1) FOR 19/11/2025 TO 21/01/2026	302.57
DD23487.7	17/02/2026	WATER CORPORATION	16,692.89
INV 9006986414	17/02/2026	101 FALLON RD, FITZROY CROSSING FOR 21/11/2025 TO 23/01/2026	13,702.18
INV 9006986481	17/02/2026	TOILETS FLYNN DR, FITZROY CROSSING FOR 21/11/2025 TO 23/01/2026	2,478.88
INV 9006986908	17/02/2026	175L EMANUEL WY, FITZROY CROSSING FOR 21/11/2025 TO 23/01/2026	322.28
INV 9011140114	17/02/2026	TRICKLE IRRIGATION FORREST RD, FITZROY 21/11/2025 TO 23/01/2026	51.00
INV 9011212376	17/02/2026	RESERVE AT STEEL ST, DERBY FOR 19/11/2025 TO 21/01/2026	138.55
DD23488.1	06/02/2026	HORIZON POWER - ACCOUNT PAYMENTS	7,346.71
INV 104620	06/02/2026	UNIT B/277 CLARENDON ST, DERBY FOR 19/11/2025 TO 19/01/2026	271.92
INV 308420	06/02/2026	14 HARDMAN ST, FOR 19/11/2025 TO 19/01/2026	1,401.98
INV 328972	06/02/2026	30 JOHNSTON ST, DERBY FOR 19/11/2025 TO 19/01/2026	4,730.76
INV 442971	06/02/2026	UNIT A/277 CLARENDON ST, DERBY FOR 19/11/2025 TO 19/01/2026	606.59
INV 541971	06/02/2026	35 CLARENDON ST, DERBY FOR 19/11/2025 TO 19/01/2026	335.46
DD23488.2	13/02/2026	HORIZON POWER - ACCOUNT PAYMENTS	488.34
INV 273214	13/02/2026	6 ROWELL CT, DERBY FOR 26/11/2025 TO 27/01/2026	76.02
INV 150216	13/02/2026	4 LOCH ST, DERBY FOR 26/11/2025 TO 27/01/2026	412.32
DD23488.3	23/02/2026	HORIZON POWER - ACCOUNT PAYMENTS	19,308.16
INV 312249	23/02/2026	LOT 143 DERBY HIGHWAY FOR 07/01/2026 TO 04/02/2026	3,495.33
INV 321183	23/02/2026	30 CLARENDON ST, DERBY FOR 07/01/2026 TO 04/02/2026	4,342.25
INV 387885	23/02/2026	LOT 1415 ASHLEY ST, DERBY FOR 04/12/2025 TO 04/02/2026	73.11
INV 166519	23/02/2026	ASHLEY ST, DERBY FOR 07/01/2026 TO 04/02/2026	5,035.83
INV 172452	23/02/2026	LOT 199 FORREST RD, FX FOR 07/01/2026 TO 04/02/2026	5,860.98
INV 207794	23/02/2026	142 LOCH ST, DERBY FOR 04/12/2025 TO 04/02/2026	500.66
DD23488.4	20/02/2026	HORIZON POWER - ACCOUNT PAYMENTS	3,256.24
INV 333902	20/02/2026	24 LOCH ST, DERBY FOR 06/01/2026 TO 03/02/2026	1,432.91

INV 393995	20/02/2026	LOT 52 PANDANUS WAY, DERBY FOR 03/12/2025 TO 03/02/2026	132.15
INV 421738	20/02/2026	8 COOLIBAH WAY, DERBY FOR 03/12/2025 TO 03/02/2026	130.53
INV 424950	20/02/2026	LOT 26818 WHARF RD, DERBY FOR 06/01/2026 TO 03/02/2026	60.08
INV 517343	20/02/2026	LOC 26818 WHARF RD, DERBY FOR 06/01/2026 TO 03/02/2026	61.37
INV 173364	20/02/2026	40 ASHLEY ST, DERBY FOR 03/12/2025 TO 03/02/2026	1,439.20
DD23488.5	11/02/2026	HORIZON POWER - ACCOUNT PAYMENTS	925.80
INV 340889	11/02/2026	55 CLARENDON ST, DERBY FOR 22/11/2025 TO 22/01/2026	151.66
INV 406063	11/02/2026	20 CLARENDON ST, DERBY FOR 22/11/2025 TO 21/01/2026	75.98
INV 553935	11/02/2026	UNIT 3/20 CLARENDON ST, DERBY FOR 22/11/2025 TO 21/01/2026	698.16
DD23488.6	24/02/2026	HORIZON POWER - ACCOUNT PAYMENTS	1,201.61
INV 406259	24/02/2026	LOC 26818 WHARF RD, DERBY FOR 05/12/2025 TO 05/02/2026	914.13
INV 162691	24/02/2026	UNIT 1/636 LOCH ST, DERBY FOR 05/12/2025 TO 05/02/2026	287.48
DD23488.7	19/02/2026	HORIZON POWER - ACCOUNT PAYMENTS	21,756.06
INV 523100	19/02/2026	CCTV AT BAOBAB WAY, DERBY FOR 01/01/2026 TO 31/01/2026	85.82
INV 220780	19/02/2026	913 STREETLIGHTS FOR 01/01/2026 TO 31/01/2026	21,670.24
DD23488.8	04/02/2026	HORIZON POWER - ACCOUNT PAYMENTS	368.96
INV 203951	04/02/2026	3 LOCH ST, DERBY FOR 15/11/2025 TO 15/01/2026	368.96
DD23489.1	04/02/2026	BOND ADMINISTRATOR	1,720.00
INV BOND 6997/26	04/02/2026	RENTAL BOND FOR 19 WOOLLYBUTT CNR, DERBY - 6997/26	860.00
INV BOND 6927/26	04/02/2026	RENTAL BOND FOR 3 KNOWSLEY ST, DERBY - 6927/26	860.00
DD23492.1	16/02/2026	TELSTRA LIMITED	495.00
INV 4275260810	16/02/2026	SATELLITE BILLINGS - FEBRUARY 2026	495.00
DD23438.10	10/02/2026	HOST PLUS SUPERANNUATION FUND	3,389.82
INV DEDUCTION	10/02/2026	PAYROLL DEDUCTION	450.00
INV SUPER	10/02/2026	SUPERANNUATION	2,677.74
INV DEDUCTION	10/02/2026	PAYROLL DEDUCTION	56.94
INV DEDUCTION	10/02/2026	PAYROLL DEDUCTION	205.14
DD23438.11	10/02/2026	CFS EDGE SUPER AND PENSION	1,667.72
INV DEDUCTION	10/02/2026	PAYROLL DEDUCTION	449.00
INV SUPER	10/02/2026	SUPERANNUATION	1,218.72
DD23438.12	10/02/2026	THE EQUIPSUPER SUPERANNUATION FUND	1,045.25
INV DEDUCTION	10/02/2026	PAYROLL DEDUCTION	281.41
INV SUPER	10/02/2026	SUPERANNUATION	763.84
DD23438.13	10/02/2026	AUSTRALIAN RETIREMENT TRUST SUPER SAVINGS	2,753.09
INV DEDUCTION	10/02/2026	PAYROLL DEDUCTION	362.44

INV SUPER	10/02/2026	SUPERANNUATION	2,390.65
DD23438.14	10/02/2026	AUSTRALIAN SUPER	10,186.70
INV DEDUCTION	10/02/2026	PAYROLL DEDUCTION	845.26
INV DEDUCTION	10/02/2026	PAYROLL DEDUCTION	435.23
INV SUPER	10/02/2026	SUPERANNUATION	8,906.21
DD23438.15	10/02/2026	MLC SUPER FUND	450.96
INV SUPER	10/02/2026	SUPERANNUATION	450.96
DD23438.16	10/02/2026	ING SUPERANNUATION FUND	433.59
INV SUPER	10/02/2026	SUPERANNUATION	433.59
DD23482.10	24/02/2026	REST SUPERANNUATION	5,253.43
INV SUPER	24/02/2026	SUPERANNUATION	4,532.93
INV DEDUCTION	24/02/2026	PAYROLL DEDUCTION	720.50
DD23482.11	24/02/2026	HOST PLUS SUPERANNUATION FUND	3,334.52
INV DEDUCTION	24/02/2026	PAYROLL DEDUCTION	450.00
INV SUPER	24/02/2026	SUPERANNUATION	2,622.44
INV DEDUCTION	24/02/2026	PAYROLL DEDUCTION	56.94
INV DEDUCTION	24/02/2026	PAYROLL DEDUCTION	205.14
DD23482.12	24/02/2026	CFS EDGE SUPER AND PENSION	1,667.72
INV DEDUCTION	24/02/2026	PAYROLL DEDUCTION	449.00
INV SUPER	24/02/2026	SUPERANNUATION	1,218.72
DD23482.13	24/02/2026	THE EQUIPSUPER SUPERANNUATION FUND	1,044.75
INV DEDUCTION	24/02/2026	PAYROLL DEDUCTION	281.28
INV SUPER	24/02/2026	SUPERANNUATION	763.47
DD23482.14	24/02/2026	AUSTRALIAN RETIREMENT TRUST SUPER SAVINGS	2,676.96
INV DEDUCTION	24/02/2026	PAYROLL DEDUCTION	362.44
INV SUPER	24/02/2026	SUPERANNUATION	2,314.52
DD23482.15	24/02/2026	AUSTRALIAN SUPER	8,906.78
INV DEDUCTION	24/02/2026	PAYROLL DEDUCTION	845.26
INV DEDUCTION	24/02/2026	PAYROLL DEDUCTION	435.23
INV SUPER	24/02/2026	SUPERANNUATION	7,626.29
DD23482.16	24/02/2026	MLC SUPER FUND	450.96
INV SUPER	24/02/2026	SUPERANNUATION	450.96
DD23482.17	24/02/2026	ING SUPERANNUATION FUND	476.12
INV SUPER	24/02/2026	SUPERANNUATION	476.12
PE10/02/2026	10/02/2026	NET PAY	\$235,156.62

PE10/02/2026	10/02/2026	NET PAY	-\$1,425.06
PE10/02/2026	10/02/2026	NET PAY	\$2,117.01
PE24/02/2026	24/02/2026	NET PAY	\$226,354.40
		TOTAL	\$914,441.94

CHQ PAYMENTS – MUNI ACCOUNT

PAYMENT ID	DATES	CREDITOR / INVOICE DETAILS	AMOUNT
54866	25/02/2026	*PAY CASH*	\$50.00
INV CASH0901	09/01/2026	REPLENISH ADMIN CASH FLOAT	\$50.00
		TOTAL	\$50.00

16 COMMUNITY SERVICES

16.1 REQUEST FOR FEE WAIVER - COUNTRY WOMEN'S ASSOCIATION

File Number: GS/010/1

Author: Santana Altham, Manager Community Development

Responsible Officer: Luke Lawrence, Director Community Planning

Authority/Discretion: Administrative

SUMMARY

The Derby West Kimberley Air Branch of the Country Women's Association (CWA) host the CWA Flower and Produce Show and the Craft Show each year. CWA has requested a waiver of facility hire fees for the amount of \$14,000 (incl. GST), as a contribution towards the community events to be held in August 2026.

DISCLOSURE OF ANY INTEREST

Nil by Author and Nil by Responsible Officer.

BACKGROUND

CWA Flower and Produce Show and the Craft Show are annual events that attract visitors to Derby and encourage local community members to showcase and experience local talent. The shows celebrate community connection through friendly competition and creative displays. The shows act as an opportunity to showcase local skills and talents in arts and other areas. CWA host several community events throughout the calendar year. These events include the annual;

- Craft Show – 1 August 2026
- Flower and Produce Show – 22 August 2026

Historically the Shire of Derby/West Kimberley has supported CWA Flower and Produce Show and the Craft Show through cash and in-kind contributions.

The Ordinary Council Meeting held 18 June 2025, Minutes No. CCO61/25 Council (Commissioner) resolved to:

1. Waive the hire fee for the use of the Airport Function Centre for the Country Women's Association (CWA) of Derby, Derby West Kimberley Air Branch, for 2 and 16 August 2025
2. Notes that the \$1,500 bond is applicable and will be refunded upon satisfactory completion of hire conditions; and
3. Notes that the waiving of hire fees does not set a precedent for future fee waiver requests.

CWA has identified the Derby Airport Function Centre as the preferred venue. The facility hire fees for the Derby Airport Function Centre is cost prohibitive and the organisers have submitted a request to Council to consider waiver the hire fees.

STATUTORY ENVIRONMENT

Part 6 - Financial Management of the *Local Government Act 1995* applies to this report in that 6.12 (1) (b) grants Council the power to waive or grant concession in relation to any amount of money.

POLICY IMPLICATIONS

Community Funding Scheme provides guidance as to the provision of financial and non-monetary assistance to community groups and non-for-profit organisations by the Shire.

FINANCIAL IMPLICATIONS

The adopted Fees and Charges 2025/26, set the hire fees at \$14,000. If a fee waiver is granted, income of \$14,000 will not be realised.

STRATEGIC IMPLICATIONS

GOAL	OUR PRIORITIES	WE WILL
1. Leadership and Governance	1.3 Effective Communication	1.3.2 Listen to and respond to the needs of our communities
2. Community	2.1 Safe Communities	2.1.3 Provide activities, programs, places and spaces that engage young people
2. Community	2.2 Healthy Communities	2.2.1 Build, maintain and maximise the use of community facilities

RISK MANAGEMENT CONSIDERATIONS

RISK	LIKELIHOOD	CONSEQUENCE	RISK ANALYSIS	MITIGATION
Reputation: Negative public perception of the Shire if request is denied	Possible	Moderate	Medium	Council to grant fee waiver as requested

CONSULTATION

Internal.

COMMENT

This contribution by the Shire continues to support CWA deliver two well attended community events.

VOTING REQUIREMENT

Absolute majority

ATTACHMENTS

1. Letter - Request for Fee Waiver - CWA Derby West Kimberley Air Branch 

RECOMMENDATION**That Council by ABSOLUTE MAJORITY:**

- 1. WAIVES the hire fee for the use of the Derby Airport Function Centre for the Country Women's Association of Derby West Kimberley Air Branch to the value of \$14,000 for the Craft Show to be held on 1 August 2026 and the Flower and Produce Show to be held on 22 August 2026.**
- 2. NOTES that the \$1,500 bond is applicable and will be refunded upon satisfactory completion of hire conditions; and**
- 3. NOTES that the waving of hire fees does not set precedent for future fee waiver request.**

28/01/2026

Derby West Kimberley Air CWA OF WA
41 Clarendon St Derby
Mob 0428536570

Gertrude O'Meara

The Team Leader of Community Development

Shire of Derby West Kimberley

30 Loch St Derby WA

Dear Gertie

I am writing to you re the use of the Derby Airport Terminal for our CWA Craft Show (1st Aug) and the Flower and Produce Show (22nd Aug)

We have worked together with the Shire staff for many years to conduct these events, we are really hoping that you can see your way clear to extend a Waiver of Fees to CWA to cancel the \$3000 fee again this year. We are very grateful for the waiver last year and are willing to pay the bond of \$1500.

These are much appreciated, attended and patronised events showcasing the talents of all the Craft people in our town and promoting their wares. The Flower and Produce Show is extremely popular with gardening being such an important part of our Derby culture, and home cooks can display and promote the sale of their wares which are often hotly contested on the day. The local schools get involved and amazing talent from the children emerges, with new crafts such as 3D and Laser Printing being showcased.

Therefore, I would like to stress how much we would appreciate a Waiver of Fees for our Shows and look forward to working with the Shire staff again to conduct these important events for Derby.

Early notification would also be appreciated to allow us to advertise accordingly and give everyone plenty of time to prepare for both Shows. At last years event Tamara said the decisions re such matters would be made at an earlier date to cater for timelines for advertising etc to be met.

Sincerely

Yours in anticipation

Cheryl Russ

Treasurer/Derby/ West Kimberley Air Branch -CWA OF WA

17 DEVELOPMENT SERVICES

Nil

18 INFRASTRUCTURE

18.1 AWARD OF TENDER T3-2025/26 RECONSTRUCTION AND RESEALING WORKS VARIOUS ROADS - FITZROY CROSSING

File Number: 0481

Author: Wayne Neate, Director Infrastructure

Responsible Officer: Tamara Clarkson, Chief Executive Officer

Authority/Discretion: Executive

SUMMARY

Council to consider the awarding of Tender T3-2025/26 being the contract works required to undertake reconstruction and resealing works to Forrest, Russ, Sandford and Geikie Gorge roads. It is proposed that the tender be awarded to Buckley's Earthmoving and Paving.

DISCLOSURE OF ANY INTEREST

Nil by Author or Responsible Officer.

BACKGROUND

Within the Shire's adopted 2025/2026 budget, funding has been allocated for the reconstruction and resealing works to Forrest, Russ, Sandford and Geikie Gorge roads. The work proposed is combined of full width reconstruction, partial reconstruction and shoulder reconstruction works some minor drainage improvements and resealing works. Following the tender advertisement, several requests were made for the applicable tender documents.

At the close of tenders on 25 February 2026, submitted tender documents were received from;

- Black Cat Civil
- Boodja Pty Ltd
- Colas Western Australia
- Corps Earthmoving
- Cw People Pty Ltd
- Roadline Contracting Pty Ltd
- Buckley's Earthmoving and Paving

Noting that Cw People Pty Ltd were marked as ineligible due to not completing compulsory sections within the tender submission.

STATUTORY ENVIRONMENT

Local Government Act 1995 – 3.57 Tenders for the providing goods or services and *Local Government (Functions and General) Regulations 1996* Part 4 Tenders for providing goods or services.

POLICY IMPLICATIONS

Procurement of Goods and Services Policy

Regional Price preference Policy

FINANCIAL IMPLICATIONS

Funds for the undertaking of this contract are contained within the 2025/2026 budget for reconstruction and resealing works to Forrest, Russ, Sandford and Geikie Gorge roads.

The funding is comprised of the following;

Russ Road	Roads to Recovery	\$307,571
	Road Project Grant	\$615,142
	Total	\$922,713
Sandford Road	Direct	\$177,454
	Fin Asst Grant	\$124,000
	Total	\$301,454
Forrest Road	Fin Asst Grant	\$77,000
	Roads to Recovery	\$200,000
	Road Project Grant	\$633,162
	Total	\$910,162
Geikie Gorge Road - Roads to Recovery		\$32,429
	Road Project Grant	\$64,858
	Total	\$97,287
	Grand Total	\$2,231,616

Several of the tender submissions have come within budget.

The Tender price submission from all of the tenderers is attached as a confidential attachment.

STRATEGIC IMPLICATIONS

GOAL	OUR PRIORITIES	WE WILL
4. Environment	4.2 Liveable Communities	4.2.3 Encourage and facilitate the maintenance and development of infrastructure that connects our communities

RISK MANAGEMENT CONSIDERATIONS

RISK	LIKELIHOOD	CONSEQUENCE	RISK ANALYSIS	MITIGATION
Financial: If this work is not completed before 30 June 2026 the Road Project Grant for Forrest Road will not be	Possible	Severe	High	Ensure the works are expedited to allow it to be completed within the funding timeframe to maximise the use of external grant funding

accessible to Council which will then add an additional financial burden to Council to repair				
---	--	--	--	--

CONSULTATION

Tender T3-2025/26 Reconstruction and Resealing works for various roads in Fitzroy Crossing, was advertised in local and state-wide newspapers, and on the Shires, website as required by legislation. The tender closed 2.00pm (WST) on 25 February 2026. The advertised Tender allowed for a minimum of fourteen days for individuals or companies to submit tenders, which included the opportunity to view and inspect the construction site. Officers have carried out several inspections on the roads concerned to ascertain the most appropriate locations for treatment.

COMMENT

For the purposes of the project the scope of works was split into separable portions for each road separate components as follows;

- Undertake reconstruction work.
- Undertake resealing works.

It is recommended that the tender be awarded to the contractor with the highest average score given by three assessors, using the Approved Tender Scoring Criteria that falls within the allocated budget. The Regional Price Preference Policy was applied to Buckley’s Earthmoving and Paving as the only locally based contractor.

The criteria and weighting for this tender were as follows;

Criteria	%
Relevant Experience	10
Capacity to Deliver and Resources	15
Quality/Suitability	15
Key Personal and Experience	10
Demonstrated Understanding	25
Local Content	20
Risk	5

A score summary is shown below;

Black Cat Civil	C1
Boodja Pty Ltd	C2
Colas Western Australia	C3
Corps Earthmoving	C4
Roadline Contracting Pty Ltd	C5
Buckley’s Earthmoving and Paving	C6

	Weighted Score	C1	C2	C3	C4	C5	C6
Relevant Experience	10%	8	3	5	8	8	9
Capacity to Deliver and Resources	15%	11	4	8	11	12	11
Quality/Suitability	15%	9	6	6	12	8	12
Key Personal and Experience	10%	8	4	5	9	6	8
Demonstrated Understanding	25%	16	9	6	14	14	17
Local Content	20%	8	2	3	7	11	18
Risk	5%	5	2	5	3	3	4
Totals	100%	65	30	38	64	62	79

As shown in the table above, Buckley’s Earthworks and Paving’s tender score reflects the business’s capability in each area in the Assessment Criteria for T3-2025/26 Reconstruction and Resealing works for various roads in Fitzroy Crossing.

Buckley’s Earthworks and Paving have demonstrated in the past that they are capable of achieving satisfactory results in the delivery of sealed roads, have completed numerous projects the Shire and their pricing is within budget.

VOTING REQUIREMENT

Simple majority

ATTACHMENTS

- 1. Confidential Price Scoring - Tender T3-2025/26 - Confidential**

RECOMMENDATION

That Council:

- 1. AWARDS Tender T3-2025/26 Reconstruction and Resealing works for various roads in Fitzroy Crossing to Buckley’s Earthworks and Paving; and**
- 2. AUTHORISES the Chief Executive Officer to execute the contract in accordance with scope of works within the Tender.**

18.2 DISPOSAL OF FLEET VEHICLES**File Number: 8020****Author: Wayne Neate, Director Infrastructure****Responsible Officer: Tamara Clarkson, Chief Executive Officer****Authority/Discretion: Administrative****SUMMARY**

This report seeks approval from Council to dispose surplus vehicles from its fleet, being 14KW Landcruiser ute, 7KW Landcruiser ute, 36KW Camry sedan and an unregistered Camry Sedan.

DISCLOSURE OF ANY INTEREST

Nil by Author and Nil by Responsible Officer.

BACKGROUND

Fleet management is an ongoing process, the below fleet vehicles are now considered excess.

P103 14KW – 2018 Toyota Landcruiser ute

P105 7KW – 2018 Toyota Landcruiser ute

P121 36KW – 2015 Toyota Camry

Unregistered – 2016 Toyota Camry – formerly the vehicle for the Derby Visitor Centre Manager. With the Visitor Centre ceasing to operate as a formal organisation and the car was abandoned and impounded by Ranger Services. Once the impoundment period finished, it became the property of the Shire and can then therefore be disposed of.

None of the above vehicles will have any detrimental operational outcomes.

STATUTORY ENVIRONMENT

Local Government Act 1995 – Section 3.58 – Disposing of Property.

POLICY IMPLICATIONS

Asset Management Policy.

FINANCIAL IMPLICATIONS

The direct costs for disposal of the vehicles will produce income as follows;

- 14KW – 2018 Toyota Landcruiser ute – \$37,500
- 7KW – 2018 Toyota Landcruiser ute – \$34,500
- 36KW – 2015 Toyota Camry – \$11,500
- Unregistered – 2016 Toyota Camry – \$11,500

Please note these are estimates of potential income. Concurrent to the assets' sale, there will be a decrease in insurance and registration costs and reallocation of staff time for the management and upkeep of the vehicles.

STRATEGIC IMPLICATIONS

GOAL	OUR PRIORITIES	WE WILL
1. Leadership and Governance	1.2 Capable, inclusive and effective organisation	1.2.2 Provide strong governance

RISK MANAGEMENT CONSIDERATIONS

RISK	LIKELIHOOD	CONSEQUENCE	RISK ANALYSIS	MITIGATION
Financial: That disposal of the vehicles does not occur and that realisation of sales is not forthcoming and operating costs continue	Unlikely	Moderate	Medium	That disposal of the vehicles occurs to maximise financial outcome for Council and reduce ongoing costs.

CONSULTATION

External – Pickles Auctions who will manage the auction on behalf of the Shire.

A public notice will be advertised in accordance with Section 3.58 of the *Local Government Act 1995* requirements once proposed auction dates are known.

COMMENT

The disposal of four fleet vehicles is consistent with the Shire’s approach to responsible financial management.

VOTING REQUIREMENT

Absolute majority

ATTACHMENTS

Nil

RECOMMENDATION

That Council by **ABSOLUTE MAJORITY APPROVES:**

- 1. The disposal of the following vehicles by public auction;**
 - **Plant number 103 14KW – 2018 Toyota Landcruiser ute**
 - **Plant number 105 7KW – 2018 Toyota Landcruiser ute**
 - **Plant number 121 36KW – 2015 Toyota Camry**
 - **Unregistered – 2016 Toyota Camry**
- 2. Income from the sale of the vehicles being allocated to account 51403500 PWO – Proceeds on Disposal of Assets.**

19 URGENT BUSINESS**20 MATTERS FOR WHICH THE MEETING MAY BE CLOSED****RECOMMENDATION**

That Council considers the confidential report(s) listed below in a meeting closed to the public in accordance with Section 5.23(2) of the Local Government Act 1995:

20.1 Nomination for Honorary Freeman of the Shire of Derby / West Kimberley

This matter is considered to be confidential under section 5.23 - (4)(b) of the Local Government Act, and the Council is satisfied that discussion of this matter in an open meeting would, on balance, be contrary to the public interest as it deals with Information relating to the personal affairs of an individual.

21 CLOSURE**21.1 Date of Next Meeting**

The next ordinary meeting of Council will be held 5:30 PM, Thursday, 23 April 2026 at the Council Chambers, 31 Clarendon Street, Derby.

21.2 Closure of Meeting