



**Shire of Derby /  
West Kimberley**

# **AGENDA**

## **Ordinary Council Meeting Thursday, 28 November 2024**

**I hereby give notice that an Ordinary Meeting of Council will be held on:**

**Date: Thursday, 28 November 2024**

**Time: 11:00 AM**

**Location: Karrayilli Adult Education Centre  
Fitzroy Crossing**

**Tamara Clarkson**

**Acting Chief Executive Officer**



## Our Guiding Values

We are **PROUD** of who we are and where we live.

We will create a **POSITIVE LEGACY** for our children and children's children.

We will go about our business with **INTEGRITY, TRANSPARENCY and AUTHENTICITY**.

We value and **RESPECT** what our community has to say and will strive to make things happen.

We are **PROUD** of and value the **KNOWLEDGE** of our diverse and strong people and cultures.

We value our **RELATIONSHIPS** and will work with others to achieve common goals and gain maximum impact.

We are **PROUD** of and **COMMITTED** to the responsible preservation of our unique natural environment and making sure our built environment reflects our current and future needs.

We are open for and encourage business, industry and all aspects of **COMMUNITY DEVELOPMENT**, particularly our thriving arts and cultural scene.

## Disclaimer

No responsibility whatsoever is implied or accepted by the Shire of Derby/West Kimberley (Shire) for any act, omission or statement or intimation occurring during Council or Committee meetings.

The Shire disclaims any liability for any loss whatsoever and howsoever caused arising out of reliance by any person or legal entity on any such act, omission or statement or intimation occurring during Council or Committee meetings. Any person or legal entity who acts or fails to act in reliance upon any statement, act or omission made in a Council or Committee meeting does so at that person's or legal entity's own risk.

In particular and without derogating in any way from the broad disclaimer above, in any discussion regarding any planning application or application for a licence, any statement or intimation of approval made by any Council Member or officer of the Shire during the course of any meeting is not intended to be and is not taken as notice of approval from the Shire.

The Shire warns that anyone who has any application lodged with the Shire must obtain and should only rely on written confirmation of the outcome of the application and any conditions attaching to the decision made by the Shire in respect of the application.

## Notes for Members of the Public

### PUBLIC QUESTION TIME

The Shire of Derby/West Kimberley extends a warm welcome to you in attending any Shire meeting. The Shire is committed to involving the public in its decision-making processes whenever possible. The ability to ask questions during 'Public Question Time' is of critical importance in pursuing this public participation objective. The Shire sets aside a period of 'Public Question Time' to enable a member of the public to put questions. Questions should only relate to the business of the Shire and should not be a statement or personal opinion. Upon receipt of a question from a member of the public, the Presiding Member may either answer the question or direct it to an officer to answer, or it will be taken on notice.

Any comments made by a member of the public become a matter of public record as they are minuted by Council. Members of the public are advised that they are deemed to be held personally responsible and legally liable for any comments made by them that might be construed as defamatory or otherwise considered offensive by any other party.

### MEETING FORMALITIES

Local government Council meetings are governed by legislation and regulations. During the meeting, no member of the public may interrupt the meetings proceedings or enter into conversation. Members of the public shall ensure that their mobile telephone or audible pager is not switched on or used during any Shire meeting.

Members of the public are hereby advised that the use of any electronic, visual or audio recording device or instrument to record proceedings of the meeting is not permitted without the permission of the Presiding Member.

### COPYRIGHT

Any plans or documents contained within this agenda may be subject to copyright law provisions (*Copyright Act 1968*, as amended) and that the express permission of the copyright owner(s) should be sought prior to their reproduction. It should be noted that copyright owners are entitled to take legal action against any persons who infringe their copyright. A reproduction of material that is protected by copyright may represent a copyright infringement.

## Notes for Council Members

### NATURE OF COUNCIL'S ROLE IN DECISION MAKING

Advocacy:	When Council advocates on its own behalf or on behalf of its community to another level of government/body/agency.
Executive/Strategic:	The substantial direction setting and oversight role of the Council such as adopting plans and reports, accepting tenders, directing operations, grants, and setting and amending budgets.
Legislative:	Includes adopting local laws, town planning schemes and policies.
Administrative:	When Council administers legislation and applies the legislative regime to factual situations and circumstances that affect the rights of people. Examples include town planning applications, building licences and other decisions that may be appealable to the State Administrative Tribunal.
Review:	When Council reviews a decision made by Officers.
Information:	Includes items provided to Council for information purposed only that do not require a decision of Council (that is for 'noting').

### ALTERNATIVE MOTIONS

Council Members wishing to make alternative motions to officer recommendations are requested to provide notice of such motions in written form to the Chief Executive Officer prior to the Council meeting.

### DECLARATIONS OF INTERESTS

Council Members should fill in Disclosure of Interest forms for items in which they have a financial, proximity or impartiality interest and forward these to the Presiding Member before the meeting commences.

Council Members must disclose the nature of their interest in matters to be discussed at the meeting (Part 5 Division 6 of the *Local Government Act 1995*). Employees must disclose the nature of their interest in reports or advice when giving the report or advice to the meeting (Sections 5.70 and 5.71 of the *Local Government Act 1995*).

### APPLICATION FOR LEAVE OF ABSENCE

In accordance with Section 2.25 of the *Local Government Act 1995*, an application for leave requires a Council resolution granting leave requested. Council may grant approval for Leave of Absence for a Council Member for ordinary Council meetings for up to but not more than six consecutive meetings. The approval of the Minister is required for leave of absence greater than six ordinary Council meetings.

This approval must be by Council resolution and differs from the situation where a Council Member records their apologies for the meeting. A failure to observe the requirements of the Act that relates to absence from meetings can lead to a Council Member being disqualified should they be absent without leave for three consecutive meetings.

## Order Of Business

<b>1</b>	<b>Declaration of Opening, Announcement of Visitors.....</b>	<b>7</b>
<b>2</b>	<b>Acknowledgment of Country .....</b>	<b>7</b>
<b>3</b>	<b>Attendance via Telephone/Instantaneous Communications.....</b>	<b>7</b>
<b>4</b>	<b>Disclosure of Interests .....</b>	<b>7</b>
4.1	Declaration of Financial Interests .....	7
4.2	Declaration of Proximity Interests .....	7
4.3	Declaration of Impartiality Interests.....	7
<b>5</b>	<b>Responses to Previous Public Questions taken on Notice .....</b>	<b>7</b>
<b>6</b>	<b>Public Time.....</b>	<b>7</b>
6.1	Public Question Time .....	7
6.2	Public Statements .....	7
<b>7</b>	<b>Applications for Leave of Absence .....</b>	<b>8</b>
<b>8</b>	<b>Petitions, Deputations, Presentations and Submissions .....</b>	<b>8</b>
<b>9</b>	<b>Announcements by Presiding Person without Discussion .....</b>	<b>8</b>
<b>10</b>	<b>Confirmation of Minutes of Previous Meetings .....</b>	<b>8</b>
10.1	Minutes of the Council Meeting held on 31 October 2024 .....	8
10.2	Minutes of the Council Meeting held on 27 June 2024 .....	9
10.3	Minutes of the Special Council Meeting held on 22 August 2024 .....	179
	<b>Reports .....</b>	<b>193</b>
<b>11</b>	<b>Corporate Services .....</b>	<b>193</b>
11.1	Statement of Financial Activity October 2024 .....	193
11.2	Accounts for Payment - October 2024.....	221
<b>12</b>	<b>Executive Services .....</b>	<b>263</b>
12.1	Award of Tender T02-2024/25 Fitzroy Crossing Youth Precinct Stage 1 - Water Splash Park .....	263
<b>13</b>	<b>Technical Services.....</b>	<b>268</b>
13.1	Derby Closed Circuit Television (CCTV) - Short term upgrade .....	268
<b>14</b>	<b>Development Services .....</b>	<b>271</b>
	Nil	
<b>15</b>	<b>Community and Recreation Services.....</b>	<b>271</b>
	Nil	
<b>16</b>	<b>Motions of which Previous Notice has been Given .....</b>	<b>271</b>
<b>17</b>	<b>New Business of an Urgent Nature .....</b>	<b>271</b>
<b>18</b>	<b>Matters for which the Meeting may be Closed (Confidential Matters).....</b>	<b>272</b>

18.1 Nominations - Community Citizen of The Year Awards 2025..... 272

**19 Closure..... 273**

19.1 Date of Next Meeting..... 273

19.2 Closure of Meeting..... 273

**1 DECLARATION OF OPENING, ANNOUNCEMENT OF VISITORS****2 ACKNOWLEDGMENT OF COUNTRY**

In the spirit of reconciliation, the Shire of Derby/West Kimberley acknowledges the traditional custodians of country throughout the Shire and their connection to land, sea and community.

The Shire of Derby/West Kimberley would like to pay respect to the past, present and future traditional custodians and Elders of this nation and the continuation of cultural, spiritual and educational practices of Aboriginal and Torres Strait Islander peoples.

**3 ATTENDANCE VIA TELEPHONE/INSTANTANEOUS COMMUNICATIONS**

A Council Member may attend council or committee meetings by electronic means if the member is authorised to do so by the President or the Council. Electronic means attendance can only be authorised for up to half of the Shire's in-person meetings they have attended in total, in any rolling 12 months prior period. Authorisation can only be provided if the location and the equipment to be used by the Councillor are suitable to enable effective, and where necessary confidential, engagement in the meeting's deliberations and communications.

**4 DISCLOSURE OF INTERESTS**

Council Members must disclose the nature of their interest in matters to be discussed at the meeting (Part 5 Division 6 of the Local Government Act 1995). Employees must disclose the nature of their interest in reports or advice when giving the report or advice to the meeting (Sections 5.70 and 5.71 of the Local Government Act 1995).

**4.1 Declaration of Financial Interests****4.2 Declaration of Proximity Interests****4.3 Declaration of Impartiality Interests****5 RESPONSES TO PREVIOUS PUBLIC QUESTIONS TAKEN ON NOTICE****6 PUBLIC TIME****6.1 Public Question Time****6.2 Public Statements**

- 7 APPLICATIONS FOR LEAVE OF ABSENCE**
- 8 PETITIONS, DEPUTATIONS, PRESENTATIONS AND SUBMISSIONS**
- 9 ANNOUNCEMENTS BY PRESIDING PERSON WITHOUT DISCUSSION**
- 10 CONFIRMATION OF MINUTES OF PREVIOUS MEETINGS**
- 10.1 MINUTES OF THE COUNCIL MEETING HELD ON 31 OCTOBER 2024**

**RECOMMENDATION**

**That the Minutes of the Ordinary Meeting of the Shire of Derby/West Kimberley held at the Council Chambers, Clarendon Street, Derby, on 31 October 2024 be CONFIRMED.**

**10.2 MINUTES OF THE COUNCIL MEETING HELD ON 27 JUNE 2024****File Number: 0050****Author: Sarah de Jong, Executive Services Coordinator****Responsible Officer: Tamara Clarkson, Acting Chief Executive Officer****Authority/Discretion: Administrative****SUMMARY**

For Council to receive and confirm the minutes of the Ordinary Council Meeting held on 27 June 2024.

*These minutes had not been added to the agenda of the Ordinary Council Meeting held on 29 August 2024 for confirmation.*

**ATTACHMENTS****1. Minutes of the Council Meeting held on 27 June 2024****RECOMMENDATION**

- 1. That the Minutes of the Council Meeting held on 27 June 2024 be received and the recommendations therein be adopted.**



**Shire of Derby /  
West Kimberley**

# **UNCONFIRMED MINUTES**

**Ordinary Council Meeting**

**Thursday, 27 June 2024**

**Date: Thursday, 27 June 2024**

**Time: 5:30 PM**

**Location: Council Chambers  
Clarendon Street  
Derby**



## Order Of Business

<b>1</b>	<b>Declaration of Opening, Announcements of Visitors .....</b>	<b>4</b>
<b>2</b>	<b>Acknowledgment of Country .....</b>	<b>4</b>
<b>3</b>	<b>Attendance via Telephone/Instantaneous Communications.....</b>	<b>5</b>
<b>4</b>	<b>Disclosure of Interests .....</b>	<b>5</b>
4.1	Declaration of Financial Interests .....	5
4.2	Declaration of Proximity Interests .....	5
4.3	Declaration of Impartiality Interests.....	5
<b>5</b>	<b>Applications for Leave of Absence .....</b>	<b>6</b>
<b>6</b>	<b>Responses to Previous Public Questions taken on Notice .....</b>	<b>6</b>
<b>7</b>	<b>Public Time.....</b>	<b>6</b>
7.1	Public Question Time .....	6
7.2	Public Statements .....	6
<b>8</b>	<b>Petitions, Deputations, Presentations and Submissions .....</b>	<b>6</b>
<b>9</b>	<b>Announcements by Presiding Person without Discussion .....</b>	<b>6</b>
<b>10</b>	<b>Confirmation of Minutes of Previous Meetings .....</b>	<b>7</b>
<b>11</b>	<b>Recommendations and Reports of Committees .....</b>	<b>7</b>
	<b>Reports .....</b>	<b>8</b>
<b>12</b>	<b>Corporate Services .....</b>	<b>8</b>
12.1	Accounts for Payment - May 2024.....	8
12.2	Statement of Financial Activity May 2024 .....	46
12.3	Adoption of the 2024/2025 Annual Budget.....	77
<b>13</b>	<b>Executive Services .....</b>	<b>129</b>
13.1	Council Member Conference Attendance.....	129
<b>14</b>	<b>Technical Services.....</b>	<b>133</b>
14.1	Awarding of Tender T08- 2023/24 Maintenance Grading 2024-2027.....	133
	That Council moves out of Closed Council into Open Council at 6:04pm.	
<b>15</b>	<b>Development Services .....</b>	<b>160</b>
	Nil	
<b>16</b>	<b>Community and Recreation Services .....</b>	<b>161</b>
16.1	Request for Funding - Winun Nagri Aboriginal Corporation - NAIDOC Week Event.....	161
<b>17</b>	<b>Motions of which Previous Notice has been Given .....</b>	<b>166</b>
<b>18</b>	<b>New Business of an Urgent Nature .....</b>	<b>166</b>

<b>19</b>	<b>Matters for which the Meeting may be Closed (Confidential Matters).....</b>	<b>167</b>
19.1	Write-Off Outstanding Sundry Debtors .....	167
19.2	Compensation Claim .....	168
<b>20</b>	<b>Closure.....</b>	<b>168</b>
20.1	Date of Next Meeting.....	168
20.2	Closure of Meeting.....	168

**MINUTES OF SHIRE OF DERBY / WEST KIMBERLEY  
ORDINARY COUNCIL MEETING  
HELD AT THE COUNCIL CHAMBERS, CLARENDON STREET, DERBY  
ON THURSDAY, 27 JUNE 2024 AT 5:30 PM**

**PRESENT:**

**(In Person)** Mr Peter McCumstie (President), Cr Geoff Haerewa (Deputy President), Cr Brett Angwin, Cr Paul Bickerton, Cr Geoff Davis, Cr Brian Ellison, Cr Wayne Foley, Cr Kerrissa O'Meara, Cr Andrew Twaddle

**IN ATTENDANCE:**

**(In Person)** Amanda Dexter (Chief Executive Officer), Tamara Clarkson (Deputy Chief Executive Officer), Wayne Neate (Director, Infrastructure), Jill Brazil (Leadership and Finance Consultant), Jamie Bone (Recovery & Fitzroy Crossing Senior Operations Manager), Mark Chadwick (Manager Community Environments), Katrina Dowson (Manager Administration), Yusuf Royhan (Accountant), Lavenia Ratabua (Senior Finance Officer), Aaron Gloor (Senior Finance Officer), Sarah Smith (Executive Services Coordinator), Telia Reilly (Administration Coordinator and Executive Assistant) and Maria O'Connell (Media Officer).

**VISITORS:** Callan Shiel (SoCo Studios – entered at 5:45pm) and Michael Evans (SoCo Studios – entered at 5:45pm)

**GALLERY:** Peter Jackson, Terri Buckley, Jeremiah Bennett, Jermaine Muller and Kevin Pettingill.

**APOLOGIES:** Nil

**APPROVED LEAVE OF ABSENCE:** Nil

**ABSENT:** Nil

**1 DECLARATION OF OPENING, ANNOUNCEMENTS OF VISITORS**

The meeting was opened at 5:31pm by Mr Peter McCumstie.

**2 ACKNOWLEDGMENT OF COUNTRY**

In the spirit of reconciliation, the Shire of Derby/West Kimberley acknowledges the traditional custodians of country throughout the Shire and their connection to land, sea and community.

The Shire of Derby/West Kimberley would like to pay respect to the past, present and future traditional custodians and Elders of this nation and the continuation of cultural, spiritual and educational practices of Aboriginal and Torres Strait Islander peoples.

### **3 ATTENDANCE VIA TELEPHONE/INSTANTANEOUS COMMUNICATIONS**

A Council Member may attend council or committee meetings by electronic means if the member is authorised to do so by the President or the Council. Electronic means attendance can only be authorised for up to half of the Shire's in-person meetings they have attended in total, in any rolling 12 months prior period. Authorisation can only be provided if the location and the equipment to be used by the Council Member are suitable to enable effective, and where necessary confidential, engagement in the meeting's deliberations and communications.

- Nil.

### **4 DISCLOSURE OF INTERESTS**

#### **4.1 Declaration of Financial Interests**

- Cr Geoff Haerewa – Deputy President – Item 14.1 Awarding of Tender T08- 2023/24 Maintenance Grading 2024-2027

**Nature:** My Son owner / director of Walyarra Contracting and leases an office from my Company

#### **4.2 Declaration of Proximity Interests**

- Nil.

#### **4.3 Declaration of Impartiality Interests**

- Cr Geoff Haerewa – Deputy President – Item 16.1 Request for Funding - Winun Nagri Aboriginal Corporation - NAIDOC Week Event

**Nature:** My Wife is on the board of Winun Nagri Aboriginal Corporation.

**5 APPLICATIONS FOR LEAVE OF ABSENCE****LEAVE OF ABSENCE****RESOLUTION 80/24****Moved: Cr Andrew Twaddle****Seconded: Cr Paul Bickerton**

That the Leave of Absence received from Cr Geoff Haerewa for the Ordinary Council Meeting on 25 July 2024 be accepted and leave of absence granted.

In Favour: Mr Peter McCumstie and Crs Geoff Haerewa, Brett Angwin, Paul Bickerton, Geoff Davis, Brian Ellison, Wayne Foley, Kerrissa O'Meara and Andrew Twaddle

Against: Nil

**CARRIED 9/0****6 RESPONSES TO PREVIOUS PUBLIC QUESTIONS TAKEN ON NOTICE**

- Nil.

**7 PUBLIC TIME****7.1 Public Question Time**

- Nil.

**7.2 Public Statements**

- Nil.

**8 PETITIONS, DEPUTATIONS, PRESENTATIONS AND SUBMISSIONS**

- Nil.

**9 ANNOUNCEMENTS BY PRESIDING PERSON WITHOUT DISCUSSION**

- Nil.

**10 CONFIRMATION OF MINUTES OF PREVIOUS MEETINGS****RESOLUTION 81/24**

**Moved:** Cr Geoff Haerewa

**Seconded:** Cr Kerrissa O'Meara

**That the Minutes of the Ordinary Meeting of the Shire of Derby/West Kimberley held at the Karrayili Adult Education Centre, Fitzroy Crossing, on 30 May 2024 and the Special Meeting of the Shire of Derby/West Kimberley held at the Council Chambers, Clarendon Street, Derby, on 13 June 2024 be CONFIRMED.**

In Favour: Mr Peter McCumstie and Crs Geoff Haerewa, Brett Angwin, Paul Bickerton, Geoff Davis, Brian Ellison, Wayne Foley, Kerrissa O'Meara and Andrew Twaddle

Against: Nil

**CARRIED 9/0**

**11 RECOMMENDATIONS AND REPORTS OF COMMITTEES**

- Nil

**REPORTS****12 CORPORATE SERVICES****12.1 ACCOUNTS FOR PAYMENT - MAY 2024**

**File Number:** 5110 - Accounts Payable

**Author:** Ashlee Doust, Finance Officer

**Responsible Officer:** Aaron Gloor, Senior Finance Officer

**Authority/Discretion:** Information

**SUMMARY**

Council to receive the list of accounts paid under delegated authority during the month of May 2024.

**DISCLOSURE OF ANY INTEREST**

Nil by Author and Responsible Officer.

**BACKGROUND**

Council has delegated to the Chief Executive Officer the exercise of its power to make payments from the Shire's municipal and trust funds. In accordance with regulation 13 of the *Local Government (Financial Management) Regulations 1996*, a list of accounts paid by the Chief Executive Office is to be provided to Council.

**STATUTORY ENVIRONMENT**

*Local Government (Financial Management) Regulations 1996*

12. Payments from municipal fund or trust fund, restrictions on making

12(1) A payment may only be made from the municipal fund or a trust fund

The Chief Executive Officer has delegated authority to make payments from the municipal and trust funds.

13. Payments from municipal fund or trust fund by CEO, CEO's duties as to etc.

(1) If the local government has delegated to the CEO the exercise of its power to make payments from the municipal fund or the trust fund, a list of accounts paid by the CEO is to be prepared each month showing for each account paid since the last such list was prepared —

(a) the payee's name; and

(b) the amount of the payment; and

(c) the date of the payment; and

- (d) sufficient information to identify the transaction.
- (2) A list of accounts for approval to be paid is to be prepared each month showing —
  - (a) for each account which requires Council authorisation in that month —
    - (i) the payee's name; and
    - (ii) the amount of the payment; and
    - (iii) sufficient information to identify the transaction; and
  - (b) the date of the meeting of the council to which the list is to be presented.
- (3) A list prepared under sub regulation (1) or (2) is to be —
  - (a) presented to the council at the next ordinary meeting of the Council after the list is prepared; and
  - (b) recorded in the minutes of that meeting.

#### POLICY IMPLICATIONS

Nil.

#### FINANCIAL IMPLICATIONS

All expenditure from the municipal fund was included in the annual budget as adopted or revised by Council.

#### STRATEGIC IMPLICATIONS

GOAL	OUR PRIORITIES	WE WILL
1. Leadership and Governance	1.2 Capable, inclusive and effective organisation	1.2.2 Provide strong governance

#### RISK MANAGEMENT CONSIDERATIONS

RISK	LIKELIHOOD	CONSEQUENCE	RISK ANALYSIS	MITIGATION
<b>Legal &amp; Compliance:</b> In accordance with section 6.8 of the <i>Local Government Act 1995</i> , a local government is not to incur expenditure from its municipal fund for an additional purpose except where the expenditure is	Rare	Minor	Low	Expenditure to only be incurred in accordance with budget parameters, which have been structured on financial viability and sustainability principles.

authorised in advance by an absolute majority of Council.				
---	--	--	--	--

## CONSULTATION

Internal consultation within the Corporate Services Department.

## COMMENT

All municipal fund expenditure included in the list of payments is incurred in accordance with the 2023-24 Annual Budget as adopted by Council at its meeting held 17 August 2023 (Resolution 79/23) and subsequently revised or has been authorised in advance by the President or by resolution of Council as applicable.

The table below summarises the payments drawn on the funds during the month. Lists detailing the payments made are appended as an attachment.

REPORT TO COUNCIL		
MAY 2024		
FUND	DETAILS	AMOUNT
<b>MUNICIPAL ACCOUNT</b>		
EFT Payments	EFT 59207 - EFT 59495	\$2,984,235.63
Municipal Cheques	CHQ	\$0.00
Direct Debits	Fees & Charges, Credit Card Payments, Payroll, Payroll Liabilities	\$3,255,304.50
Manual Cheques	CHQ	\$0.00
<b>TRUST ACCOUNT</b>		
EFT Payments		\$0.00
Trust Cheques		\$0.00
<b>TOTAL</b>		<b>\$6,239,540.13</b>
<i>Creditors Outstanding as at 31/05/2024</i>		
		\$ 1,226,347.05

## VOTING REQUIREMENT

Simple majority

## ATTACHMENTS

1. Credit Card Reconciliation
2. List of Accounts May 2024

### RESOLUTION 82/24

**Moved:** Cr Brett Angwin

**Seconded:** Cr Geoff Davis

**That Council accepts the List of Accounts for May 2024 paid under Delegated Authority in accordance with regulation 13(1) of the Local Government (Financial Management) Regulations 1996 attached to this report, totalling \$6,239,540.13.**

In Favour: Mr Peter McCumstie and Crs Geoff Haerewa, Brett Angwin, Paul Bickerton, Geoff Davis, Brian Ellison, Wayne Foley, Kerrissa O'Meara and Andrew Twaddle

Against: Nil

**CARRIED 9/0**

**The Shire Of Derby / West Kimberley**  
**ANZ Corporate Credit Card Reconciliation**  
**Period Reporting: 13/03/2024 to 14/04/2024**

**Card Holder : Amanda Dexter**

Date	Transaction Description	GST (Y/N)	Amount (GST Excl)	GST	Amount (GST Incl)	Account	Receipt Provided	Comments
11/04/2024	AWARDS AND TROPHIES MILTON	Y	\$ 265.36	\$ 26.54	\$ 291.90	EP0025-298-2101	Yes	Awards for Proud Achievers
2/04/2024	Starlink Australia PTY LT Sydney	Y	\$ 379.09	\$ 37.91	\$ 417.00	121402210.2100	Yes	Billing Period - 23 March 2024 - 22 April 2024
2/04/2024	SHIRE OF DERBY WEST KI DERBY	N	\$ 8,353.58	0	\$ 8,353.58	P205-266-2266	Yes	Registration and stamp duty for P205
2/04/2024	SHIRE OF DERBY WEST KI DERBY	Y	\$ 28.20	\$ 2.82	\$ 31.02	P205-266-2266	Yes	Insurance
28/03/2024	Derby Progressive Sup Derby	Y	\$ 310.62	\$ 31.06	\$ 341.68	120401650.2101	Yes	Containers - Council Chambers
28/03/2024	WOOLWORTHS/131-135 LOCH S DERBY	Y	\$ 64.10	\$ 6.41	\$ 70.51	120401650.2101	Yes	Refreshments - Council Chambers
28/03/2024	WOOLWORTHS/131-135 LOCH S DERBY	N	\$ 59.59	0	\$ 59.59	120401650.2101	Yes	Refreshments - Council Chambers
28/03/2024	RUSTYS IGA DERBY	Y	\$ 28.91	\$ 2.89	\$ 31.80	120401650.2101	Yes	Refreshments - Council Chambers
28/03/2024	WANEWSDTI Osborne Park	Y	\$ 25.45	\$ 2.55	\$ 28.00	121402410.2100	Yes	Subscription - The West Australian Digital 26/03/2024 - 23/04/2024
26/03/2024	Intuit Mailchimp Sydney	Y	\$ 81.07	\$ 8.11	\$ 89.18	121402410.2100	Yes	Order MC17771762
25/03/2024	TARUNDA SUPERMARKET FITZROY CROSS	Y	\$ 158.90	\$ 15.89	\$ 174.79	121407050.2101	Yes	AGRN 1044 - Refreshments - Attendance at Deadly Jobs Expo 20.03.2024
25/03/2024	TARUNDA SUPERMARKET FITZROY CROSS	N	\$ 456.49	0	\$ 456.49	121407050.2101	Yes	AGRN 1044 - Refreshments - Attendance at Deadly Jobs Expo 20.03.2024
25/03/2024	FITZROY RIVER LODGE FITZROY CROSS	Y	\$ 329.14	\$ 32.91	\$ 362.05	121407050.2101	Yes	AGRN 1044 - Refreshments - Attendance at Deadly Jobs Expo 20.03.2024
20/03/2024	WWW.SCANTEK.COM WEST PERTH	Y	\$ 25.00	\$ 2.50	\$ 27.50	120301850.2100	Yes	Identification check for Amanda Dexter - CS Legal - Sale of Land for Rates (23 Barnett Way, Derby)
15/03/2024	NGIYALI RH 6672 FITZROY CROSS	Y	\$ 5.91	\$ 0.59	\$ 6.50	121407090.2700	Yes	AGRN 1044 - Refreshments - CEO and Executive Officer attendance at FVFRWG 12.03.2024
15/03/2024	NGIYALI RH 6672 FITZROY CROSS	Y	\$ 18.64	\$ 1.86	\$ 20.50	121407090.2700	Yes	AGRN 1044 - Refreshments - CEO and Executive Officer attendance at FVFRWG 12.03.2024
15/03/2024	NGIYALI RH 6672 FITZROY CROSS	N	\$ 8.00	0	\$ 8.00	121407090.2700	Yes	AGRN 1044 - Refreshments - CEO and Executive Officer attendance at FVFRWG 12.03.2024
15/03/2024	BROOME INTERNATIONAL A BENTLEY	Y	\$ 105.45	\$ 10.55	\$ 116.00	121407050.2100	Yes	AGRN 1044 - Parking Broome Airport - CEO meetings in Perth DFES Commo
15/03/2024	THE PERTICA RIVERVALE	Y	\$ 13.64	\$ 1.36	\$ 15.00	121407050.2101	Stat Dec	Refreshments - DRFA Meeting 15.03.2024
TOTAL \$					10,901.09			

**Card Holder : Wayne Neate**

Date	Transaction Description	GST (Y/N)	Amount (GST Excl)	GST	Amount (GST Incl)	Account	Receipt Provided	Comments
2/04/2024	BP COLAC DERBY 6310 DERBY	Y	\$ 17.73	\$ 1.77	\$ 19.50	120401650.2101	Yes	Ice for refreshments - FX Ordinary Council Meeting
28/03/2024	DERBY BETTA HOME LIVIN DERBY	Y	\$ 36.32	\$ 3.63	\$ 39.95	120704860.2101	Yes	Replacement - Colemans Centre office kettle
TOTAL \$					59.45			

**Card Holder : Tamara Clarkson**

Date	Transaction Description	GST (Y/N)	Amount (GST Excl)	GST	Amount (GST Incl)	Account	Receipt Provided	Comments
10/04/2024	DERBY LODGE Derby	Y	\$ 1,090.91	\$ 109.09	\$ 1,200.00	120402510.2100	Yes	Accommodation - Director of Strategic Business - 8th - 12th April 2024
8/04/2024	QANTAS AIRWAYS LTD (EC Mascot	Y	\$ 710.29	\$ 71.03	\$ 781.32	121407080.2700	Yes	Flight - Community Recovery and Development Advisor Broome - Perth 06.04.2024 Perth - Broome 22.04.2024
8/04/2024	BROOME VACATION VILLAGE BROOME	Y	\$ 690.91	\$ 69.09	\$ 760.00	PC08-291-2100	Yes	Accommodation for Design and Plan Engagement Training 6/5/2024 - 9/5/2024
8/04/2024	Skippers Aviation Subiaco	Y	\$ 484.44	\$ 48.44	\$ 532.88	121407080.2700	Yes	Flight - Community Recovery and Development Advisor Broome to FX 22.04.2024
28/03/2024	DERBY LODGE Derby	Y	\$ 272.73	\$ 27.27	\$ 300.00	121407080.2700	Yes	AGRN 1044 - Accommodation - Recovery Executive Officer 26.03.2024
28/03/2024	QANTAS AIRWAYS LTD (EC Mascot	Y	\$ 812.20	\$ 81.22	\$ 893.42	120402510.2100	Yes	Flights - Director of Strategic Operations - Perth to Broome 08.04.2024 - Broome to Perth 12.04.2024
28/03/2024	AVIAIR PTY LTD KUNUNURRA	Y	\$ 234.55	\$ 23.45	\$ 258.00	120402510.2100	Yes	Flights - Director of Strategic Operations - Broome to Derby 08.04.2024 - Derby to Broome 12.04.2024
27/03/2024	Skippers Aviation Subiaco	Y	\$ 968.86	\$ 96.89	\$ 1,065.75	121407080.2700	Yes	AGRN 1044 - Flights - Projects Manager FX to Broome 12.04.2024 - Broome to FX 15.04.2024
25/03/2024	Jila Cafe Derby	Y	\$ 28.64	\$ 2.86	\$ 31.50	120401650.2101	Yes	Refreshments - President/ Deputy President/ Deputy CEO / Steve Thompson WAP Kimberley / Inspector Douglas WAP Kimberley
25/03/2024	DERBY LODGE Derby	Y	\$ 245.45	\$ 24.55	\$ 270.00	EX08-297-2100	Yes	Accommodation - Executive Services Project Director 21.03.2024
25/03/2024	DERBY LODGE Derby	Y	\$ 27.27	\$ 2.73	\$ 30.00	EX08-297-2100	Yes	Accommodation - Executive Services Project Director 21.03.2024
21/03/2024	Bad Backs - Nedlands Nedlands	Y	\$ 680.91	\$ 68.09	\$ 749.00	121402260.2101	Yes	Ergonomic Chair - Administration Coordinator & Executive Assistant
20/03/2024	WALGA EVENTS WEST LEEDERVILLE	Y	\$ 690.91	\$ 69.09	\$ 760.00	PC08-291-2100	Yes	WALGA Aboriginal Engagement Forum
20/03/2024	BP ROEBUCK RH 6708 ROEBUCK	Y	\$ 141.78	\$ 14.18	\$ 155.96	FX08-261-2261	Yes	Meal - 1KW

**Card Holder : Jessica Karlsson**

TOTAL PURCHASES FOR ABOVE STATED PERIOD	\$	21,589.30
PAYMENTS AND OTHER CREDITS	-\$	275.00
INTEREST CHARGES	\$	-
CLOSING BALANCE	\$	21,864.30

## REPORT TO COUNCIL – MAY 2024

### EFT PAYMENTS – MUNI ACCOUNT

PAYMENT ID	DATES	CREDITOR / INVOICE DETAILS	AMOUNT
EFT59207	03/05/2024	ALLWEST BUILDING APPROVALS	660.00
INV 10021	29/04/2024	CERTIFICATE OF DESIGN COMPLIANCE #99 ROWAN ST, DERBY - VERANDAH	660.00
EFT59208	03/05/2024	BROOME FLORIST	1,370.00
INV 0013	02/04/2024	SUPPLY 6X WREATHS, FREIGHT	1,030.00
INV 0050	28/04/2024	SUPPLY WREATH, FREIGHT	170.00
INV 0051	28/04/2024	SUPPLY WREATH, FREIGHT	170.00
EFT59209	03/05/2024	BROOME TOYOTA NORTH WEST MOTOR GROUP	64,827.50
INV RI11200290	17/04/2024	2024 TOYOTA HILUX / 1IDQ353 / 1GD1539784 / MR0KA3CD906807363	64,827.50
EFT59210	03/05/2024	BUNNINGS GROUP LIMITED	269.64
INV 2210-99842188	23/04/2024	SUPPLY ROSEMARY	269.64
EFT59211	03/05/2024	CRAIG DAWE	481.90
INV REIMB2404	24/04/2024	UTILITY SUBSIDY REIMBURSEMENT	481.90
EFT59212	03/05/2024	CLEANING GARDENING & TREE SERVICES	30,127.15
INV 118	22/03/2024	CLEANING VARIOUS BUILDINGS - FEBRUARY 2024	30,127.15
EFT59213	03/05/2024	COUNTRYWIDE PUBLICATIONS	2,500.00
INV 29042	23/04/2024	2X FULL PAGE ADVERTISEMENT IN TOURISM GUIDE	2,500.00
EFT59214	03/05/2024	CATALYST IT AUSTRALIA PTY LTD	792.00
INV 0465	01/04/2024	KOHA HOSTING - APR, MAY, JUN 2024	792.00
EFT59215	03/05/2024	DERBY BUILDING SUPPLIES	5,786.69
INV 559201	18/04/2024	CYCLONE #20111457 GARDEN BAG XL ROUND 280L	75.15
INV 559202	18/04/2024	SUPPLY SCREWDRIVER BITS	12.24
INV 559254	19/04/2024	SUPPLY OF VALVE BALL AND CHAMPION NIPPLE	68.89
INV 559387	22/04/2024	CLEANING SUPPLIES	62.41
INV 559485	23/04/2024	SUPPLY 128X 20KG ASPHALT	2,784.00
INV 559486	23/04/2024	SUPPLY 128X 20KG ASPHALT	2,784.00
EFT59216	03/05/2024	DERBY 4X4 & MARINE	302.98
INV 35760-57935	23/04/2024	SUPPLY CABIN FILTER & HUB GASKET	66.42
INV 35815-58001	30/04/2024	SUPPLY POWER WINDOW SWITCH	236.56
EFT59217	03/05/2024	DAIMLER TRUCKS	42.67
INV XA982005808-01	23/04/2024	SUPPLY DASH VALVE	42.67

EFT59218	03/05/2024	DERBY PROGRESSIVE SUPPLIES	652.86
INV 086501	16/04/2024	BUSHRANGER X-12 FOR CHEMICAL SPRAYING	652.86
EFT59219	03/05/2024	DERBY HARDWARE MITRE10	1,013.42
INV 10601185	16/04/2024	SUPPLY KUBOTA BLADES	940.50
INV 10601317	18/04/2024	SUPPLY SMOOTH COAT BRUSH	16.99
INV 10601641	23/04/2024	SUPPLY GLOVES & MULCH	55.93
EFT59220	03/05/2024	FITZROY HARDWARE PTY LTD	600.10
INV 201998	16/04/2024	SUPPLY OF ANL-LED, BATTEN TUBE, STARTER FLUORO	57.50
INV 202364	23/04/2024	SUPPLY BBQ BRUSH & SCRAPERS	42.60
INV 202461	26/04/2024	ARGN 1044 - SUPPLY BBQ	500.00
EFT59221	03/05/2024	GRANTS EMPIRE	3,234.00
INV 2311	29/04/2024	DEVELOPMENT OF REGIONAL PRECINCTS & PARTNERSHIPS PROGRAM APPLICATION 2/2	3,234.00
EFT59222	03/05/2024	JAXX AND MAXX SERVICES	7,150.00
INV 287	23/04/2024	AGRN 1044 - PAINT OVER GRAFFITI ON WALLS	7,150.00
EFT59223	03/05/2024	KIMBERLEY KRASH REPAIRS	1,000.00
INV 9854/2	19/04/2024	EXCESS ON INSURANCE FOR REPAIRS TO 1HWH-877	1,000.00
EFT59224	03/05/2024	LUCY ELIZABETH LEMANN	2,000.00
INV REIMB 0105	01/05/2024	UTILITY SUBSIDY REIMBURSEMENT	2,000.00
EFT59225	03/05/2024	MARIA O'CONNELL	768.89
INV REIMB 0105	01/05/2024	UTILITY SUBSIDY REIMBURSEMENT	768.89
EFT59226	03/05/2024	PINDAN PALACE BOUTIQUE CLEAN AND ORGANISATION	600.00
INV 0005	27/04/2024	CLEANING OF 6 WOOLLYBUTT CNR	600.00
EFT59227	03/05/2024	NATHAN DOLBY	618.71
INV REIMB1804	18/04/2024	UTILITY SUBSIDY REIMBURSEMENT	618.71
EFT59228	03/05/2024	NORTHERN RURAL SUPPLIES PTY LTD	123.00
INV Y829799	23/04/2024	SUPPLY FEED LAYER	123.00
EFT59229	03/05/2024	ORD AGRICULTURAL EQUIPMENT	334.53
INV OA17489	15/04/2024	SUPPLY 2X COOLANT DRAIN COCKS, FREIGHT	92.53
INV OA17351	16/04/2024	KUBOTA WORKSHOP MANUALS	242.00
EFT59230	03/05/2024	KIMBERLEY COUNTRY DEPARTMENT STORE	4,025.28
INV DB50477	03/04/2024	STAFF UNIFORMS FOR MECHANIC	434.52
INV DB50231	04/04/2024	STAFF UNIFORMS FOR ADMIN OFFICER	409.67
INV DB50135	20/04/2024	STAFF UNIFORMS FOR PROJECT OFFICER	569.48
INV DB50680	22/04/2024	STAFF UNIFORMS FOR WORKS LABOURER	45.00
INV DB50606	25/04/2024	STAFF UNIFORMS FOR SENIOR FINANCE OFFICER	404.35

INV DB50892	25/04/2024	STAFF UNIFORMS FOR FINANCE OFFICER	414.47
INV DB50974	25/04/2024	STAFF UNIFORMS FOR NEW STARTER PART TIME INDOOR	209.70
INV DB51305	25/04/2024	STAFF UNIFORMS FOR WORKS LABOURER	859.20
INV DB48961	25/04/2024	STAFF UNIFORMS FOR ADMIN OFFICER	364.35
INV DB50444	25/04/2024	STAFF UNIFORMS FOR ADMIN OFFICER	314.54
<b>EFT59231</b>	<b>03/05/2024</b>	<b>RUSTYS IGA</b>	<b>3,784.07</b>
INV 019142	02/04/2024	SUPPLIES FOR SCHOOL HOLIDAY PROGRAM	217.18
INV 01271	04/04/2024	JSHP SUPPLIES WEEK 1	85.34
INV 012111	08/04/2024	JSHP SUPPLIES WEEK 2	66.36
INV 013086	10/04/2024	JSHP SUPPLIES WEEK 2	104.90
INV 015581	15/04/2024	REFRESHMENTS FOR MEETING 16/04/2024	32.25
INV 019848	23/04/2024	FOOD SUPPLIES FOR ANZAC DAY COMMUNITY BREAKFAST	1,043.04
INV RSL REIMB 0105	01/05/2024	REIMBURSEMENT - DEBTORS INVOICE 28044 PAID TWICE 06 & 08/03/24	2,235.00
<b>EFT59232</b>	<b>03/05/2024</b>	<b>CORSIGN WA PTY LTD</b>	<b>2,420.00</b>
INV 84305	17/04/2024	SUPPLY 100X DELINEATOR HAZARD MARKERS	2,420.00
<b>EFT59233</b>	<b>03/05/2024</b>	<b>SKIPPERS CLEANING SERVICES</b>	<b>44,702.42</b>
INV 1720	30/04/2024	CLEANING VARIOUS BUILDINGS - APRIL 2024	13,200.00
INV 1721	30/04/2024	CLEANING VARIOUS BUILDINGS - APRIL 2024	31,502.42
<b>EFT59234</b>	<b>03/05/2024</b>	<b>TELSTRA LIMITED</b>	<b>13,309.21</b>
INV 0463459000	12/04/2024	MAIN LINE BILLINGS - APRIL 2024	13,309.21
<b>EFT59235</b>	<b>03/05/2024</b>	<b>TARUNDA SUPERMARKET</b>	<b>191.60</b>
INV 30186557	29/04/2024	AGRN 1044 - FOOD SUPPLIES FOR CUPPA CIRCLE PROGRAM	191.60
<b>EFT59236</b>	<b>03/05/2024</b>	<b>TYREPOWER DERBY</b>	<b>150.00</b>
INV 118734	23/04/2024	SUPPLY SECOND HAND RIM & TYRE	150.00
<b>EFT59237</b>	<b>03/05/2024</b>	<b>SEVEN NETWORK (OPERATIONS) LIMITED</b>	<b>990.00</b>
INV 9126	19/04/2024	BOAB FESTIVAL PROMOTION	990.00
<b>EFT59238</b>	<b>10/05/2024</b>	<b>ACOR CONSULTANTS PTY LTD</b>	<b>3,697.65</b>
INV 102003096	30/04/2024	REQUEST FOR TENDER DOCUMENTATION	3,697.65
<b>EFT59239</b>	<b>10/05/2024</b>	<b>ALFORD CONTRACTING</b>	<b>1,100.00</b>
INV 0872	24/04/2024	BOOKKEEPING & ADMINISTRATION SERVICES 11-18/07/2023	1,100.00
<b>EFT59240</b>	<b>10/05/2024</b>	<b>AIRPORT LIGHTING SPECIALISTS PTY LTD</b>	<b>33,275.00</b>
INV 26096	18/04/2024	SUPPLY OF RUNWAY LIGHTS & LEADS, FREIGHT	33,275.00
<b>EFT59241</b>	<b>10/05/2024</b>	<b>ALTHAM PLUMBING</b>	<b>4,126.97</b>
INV 17387	16/04/2024	EXCAVATE PLOT 740P - 13/04/2024	308.00
INV 17444	24/04/2024	REPAIR LEAK ON ACCESS ROAD, MATERIALS	1,049.33

INV 17446	24/04/2024	EXCAVATE PLOT 742 PROTESTANT	308.00
INV 17464	01/05/2024	GRAVE EXCAVATION & BACK FILL GRAVE	1,262.64
INV 17465	01/05/2024	GRAVE EXCAVATION & BACK FILL GRAVE	1,199.00
EFT59242	10/05/2024	AUSTRALIA POST	134.94
INV 1013217485	03/05/2024	DERBY POSTAGE FOR APRIL 2024	134.94
EFT59243	10/05/2024	BEATRICE RONO	5,500.00
INV 202401	29/01/2024	SALE OF HOUSEHOLD ITEMS TO SDWK	5,500.00
EFT59244	10/05/2024	BOOEASY PTY LTD	924.00
INV 24352	02/05/2024	ARCHIVING ALL POINT OF SALE PRODUCTS	924.00
EFT59245	10/05/2024	G BISHOPS TRANSPORT SERVICES PTY LTD	720.79
INV B245232	12/04/2024	FREIGHT	673.02
INV B245793	17/04/2024	FREIGHT	47.77
EFT59246	10/05/2024	HALLIDAY ENTERPRISES PL T/A BK SIGNS & PROMOTIONS	609.40
INV 26921	30/04/2024	SIGN WRAP FOR HILUX 1DO353	609.40
EFT59247	10/05/2024	OFFICE NATIONAL BROOME ( THE BOSS SHOP)	217.79
INV 1084642	27/02/2024	2291 KONICA COPY CHARGES - FEB 2024	50.11
INV 1087820	19/04/2024	SNAP FRAMES FOR EVACUATION DIAGRAMS	167.68
EFT59248	10/05/2024	BROOME TOYOTA NORTH WEST MOTOR GROUP	1,797.91
INV PI13076200	01/05/2024	SUPPLY OF PARTS, FREIGHT	1,797.91
EFT59249	10/05/2024	BOC LIMITED	544.17
INV 5006353365	30/04/2024	MONTHLY GAS CYLINDER CHARGES	544.17
EFT59250	10/05/2024	WINC	1,596.31
INV 9044697317	22/02/2024	SUPPLY IT EQUIPMENT, FREIGHT	773.88
INV 9044822805	07/03/2024	STATIONERY ITEMS FOR ADMIN	436.02
INV 9044935779	22/03/2024	STATIONERY ITEMS FOR ADMIN	20.88
INV 9045090902	16/04/2024	FX - WINDOW COVER UP: CORKBOARD ALUM FRAME	358.49
INV 9045176566	29/04/2024	STATIONERY ITEMS FOR COLEMAN CENTRE	7.04
EFT59251	10/05/2024	CATALYST IT AUSTRALIA PTY LTD	792.00
INV 0333	01/01/2023	KOHA HOSTING JAN, FEB, MAR 2023	792.00
EFT59252	10/05/2024	DERBY BUILDING SUPPLIES	11,410.29
INV 559200	18/04/2024	BEAVER B-ALLOY LIFTING CLUTCH 1.3T WLL	93.52
INV 559764	29/04/2024	SUPPLY TUBE	64.89
INV 559794	29/04/2024	SUPPLY BREMICK WALL PLUG	1.84
INV 559906	01/05/2024	STIHL THROTTLE CABLES	96.39
INV 560008	02/05/2024	SUPPLY OF BATTERY COIN LITHIUM	29.09

INV 560009	02/05/2024	SUPPLY OF CLIP RATCHET POLY & MICRO JOINER BARB	32.57
INV 559963	02/05/2024	SUPPLY OF WEED MAT PINS	49.61
INV 560004	02/05/2024	20KG BAGS OF PRE-MIXED ASPHALT FOR ROAD SEAL REPAIR	1,392.00
INV 560031	02/05/2024	SUPPLY OF CHAINSAW, BLOWER. PRUNER, BRUSH CUTTER	9,364.96
INV 560049	03/05/2024	STIHL SPOOLS WITH LINE	85.92
INV 560050	03/05/2024	SUPPLY OF 5L WILLOW WATER BOTTLES	199.50
EFT59253	10/05/2024	DERBY FUELS	244.85
INV 1137252	01/05/2024	LITRES ULP91 FUEL TO REFILL CONTAINERS	244.85
EFT59254	10/05/2024	LANDGATE (WA LAND INFORMATION AUTHORITY)	1,574.87
INV 392583	19/04/2024	RURAL UV GENERAL REVALUATION 2023/2024	1,239.00
INV 392645	23/04/2024	MINIMUM CHARGE - GRV CHARGEABLE - SCHEDULE G2024/03	335.87
EFT59255	10/05/2024	HARDMAN ENTERPRISES PL T/AS DERBY PLUMBING AND GAS	3,924.80
INV 27088	30/04/2024	INSPECTION, REMOVAL & DISPOSAL OF SEPTIC WASTE	3,924.80
EFT59256	10/05/2024	DERBY PROGRESSIVE SUPPLIES	1,748.34
INV 087018	24/04/2024	SUPPLY HAND TOWELS	499.99
INV 087203	29/04/2024	SUPPLY CONTAINERS	655.63
INV 087448	01/05/2024	SUPPLY OF SAFETY GLASSES & RIGGERS GLOVES	592.72
EFT59257	10/05/2024	DERBY HARDWARE MITRE10	588.67
INV 10601391	19/04/2024	SUPPLY OF PVC CAP	17.94
INV 10601755	24/04/2024	SUPPLY SHOWER	34.99
INV 10601802	26/04/2024	SUPPLY FORM PLY, HANDLES & GLUE	267.97
INV 10601817	26/04/2024	SUPPLY HANDLES, PINE	85.91
INV 10601842	26/04/2024	SUPPLY SCREWS	9.98
INV 10602001	29/04/2024	SUPPLY PVC ELBOWS & MICRO DRIPPER	39.92
INV 10602220	02/05/2024	SUPPLY OF RACHET TIE DOWN SET	28.99
INV 10602295	03/05/2024	SUPPLY OF GLOBES	17.98
INV 10602442	06/05/2024	TRAILER LOCK ON/OFF	84.99
EFT59258	10/05/2024	DUN DIRECT PTY LTD	38,825.05
INV 01011196	02/02/2024	10000L DIESEL TO DEPOT	19,006.02
INV 01049770	30/04/2024	10000L DIESEL TO DEPOT	19,819.03
EFT59259	10/05/2024	ARCHERY SKIRMISH	10,654.10
INV 0498	01/05/2024	SCHOOL HOLIDAY PROGRAM: SOCCER & ARCHERY FX	10,654.10
EFT59260	10/05/2024	EXURBAN PTY LTD	4,607.13
INV 4495	04/05/2024	GENERAL TOWN PLANNING CONSULTANCY SERVICES PROVIDED IN APRIL 2024	4,607.13
EFT59261	10/05/2024	EXTREME PEST CONTROL	624.50

INV 13839	30/04/2024	MISTING TO CONTROL FLYING INSECTS	324.50
INV 13840	30/04/2024	TERMITE PERIMETER TREATMENT	300.00
EFT59262	10/05/2024	RTH INDUSTRIES PTY LTD T/AS ADDA FLAGPOLES	13.20
INV 199	06/03/2023	SUPPLY CLEAT HANDLE, ROPE PER 6M X3 & SLING X3, FREIGHT	490.60
INV 396	26/02/2024	SUPPLY FLAGPOLE ROPES, FREIGHT	165.00
INV 399	29/02/2024	SUPPLY FLAGPOLE ROPES	132.00
EFT59263	10/05/2024	FITZROY HARDWARE PTY LTD	165.00
INV 10010014	06/05/2024	SUPPLY OF 5 X 15L WATER BOTTLE	105.00
INV 10010087	07/05/2024	SUPPLY OF ACP - COLEMAN 5.5LT EXTREME JUG GREY	60.00
EFT59264	10/05/2024	GREENFIELD TECHNICAL SERVICES	1,905.75
INV 3939	26/04/2024	AGRN 1044 - CONSTRUCTION MANAGEMENT PACKAGE 1 - MARCH 2024	1,247.40
INV 3940	26/04/2024	AGRN 1044 - FLOOD DAMAGE REINSTATEMENT PACKAGE 3 - MARCH 2024	658.35
EFT59265	10/05/2024	GOONIYANDI ABORIGINAL CORPORATION RNTBC	31,266.70
INV 0330	01/05/2024	CADJEBUT AIRSTRIPT LABOURERS WE 03/04/2024	6,908.35
INV 0333	01/05/2024	CADJEBUT AIRSTRIPT LABOURERS WE 24/04/2024	10,001.93
INV 0332	01/05/2024	CADJEBUT AIRSTRIPT LABOURERS WE 17/04/2024	8,095.73
INV 0331	01/05/2024	CADJEBUT AIRSTRIPT LABOURERS WE 10/04/2024	6,260.69
EFT59266	10/05/2024	GRACE RECORDS MANAGEMENT	1,991.81
INV 01516258	01/05/2024	PROCESSING, STORAGE AND DESTRUCTION OF RECORDS	1,991.81
EFT59267	10/05/2024	GUNGALLA MACKAY PTY LTD (ATS ALL-CRETE)	96,695.50
INV 36040	20/04/2024	AGRN 1044 - REMOVAL OF DEMOLITION WASTE	96,695.50
EFT59268	10/05/2024	TEAM GLOBAL EXPRESS PTY LTD	551.12
INV P69066683	05/05/2024	FREIGHT - CUSTOMER ACC 2085564	551.12
EFT59269	10/05/2024	JILA PLUMBING	82.50
INV 5956	30/04/2024	INSPECT LEAK	82.50
EFT59270	10/05/2024	JAXX AND MAXX SERVICES	2,788.50
INV 00000280	16/04/2024	REMOVE FLOOD WASTE & HIGH PRESSURE HOSE AT SHED	1,028.50
INV 285	19/04/2024	ARGN 1044 - GRAFFITI REMOVAL ON PAVEMENT & ROCK AREA	1,760.00
EFT59271	10/05/2024	KIMBERLEY CAR HIRE	25,770.00
INV 6068	30/04/2024	30 DAY HIRE OF HILUX 1HIK288 & 1HAP944	7,500.00
INV 6064	30/04/2024	20 DAY HIRE OF HILUX 1HDH142	1,760.00
INV 6065	30/04/2024	30 DAY HIRE OF HILUX 1HUW333 & 1HAE358	6,600.00
INV 6066	30/04/2024	30 DAY HIRE OF PRADO 1HHJ193	3,310.00
INV 6067	30/04/2024	30 DAY HIRE OF HILUX 1GOP277 & 1HUW348	6,600.00
EFT59272	10/05/2024	KIMBERLEY FIRE SYSTEMS	1,261.79

INV 20361	01/05/2024	AS1851.2012 MAINTENANCE OF FIRE SYSTEM & EQUIPMENT - APRIL 2024	1,261.79
EFT59273	10/05/2024	KW TILT & TOW	47,124.00
INV GW154	23/04/2024	DEMOLITION WASTE FROM FITZROY CROSSING TO DERBY LANDFILL	46,904.00
INV T177	28/04/2024	REMOVAL OF VOLVO NO REGO FROM YEEDA CL 28/04/2024	220.00
EFT59274	10/05/2024	LETISHA DAVIES	350.00
INV 1	26/04/2024	PERFORM WELCOME TO COUNTRY CEREMONY FX	350.00
EFT59275	10/05/2024	LOTUS COMMERCIAL PTY LTD	4,730.00
INV 81090877	30/04/2024	24 WEEKLY KITCHEN EXHAUST SYSTEM CLEAN & FILTER EXCHANGE	4,730.00
EFT59276	10/05/2024	MT BARNETT STORE PTY LTD	191.07
INV 629396	22/04/2024	65L DIESEL	191.07
EFT59277	10/05/2024	MARKET CREATIONS AGENCY PTY LTD	121.00
INV JB30-43	30/04/2024	BUSINESS CARDS - PRINT X 500	121.00
EFT59278	10/05/2024	MANAGED IT PTY LTD	60,220.20
INV 171736	04/04/2024	SUPPLY LAPTOP & HARDWARE	4,154.58
INV 173499	01/05/2024	MANAGED LICENCES FOR MAY 2024	27,434.45
INV 173500	01/05/2024	CLOUD SERVER HOSTING - MAY 2024	9,236.70
INV 173501	01/05/2024	CITRIX LICENSING - MAY 2024	4,103.72
INV 173502	01/05/2024	MICROSOFT SPLA LICENSE - MAY 2024	5,205.79
INV 172818	03/05/2024	FORTIGATE LICENSES RENEWAL - 2024	2,535.15
INV 172236	03/05/2024	SUPPLY OF SECURITY/FIREWALL APPLIANCE & FORTICARE APPLIANCES	6,209.58
INV 172810	03/05/2024	SUPPLY IPAD, HDMI CABLES & LAPTOP BAGS	1,340.23
EFT59279	10/05/2024	MCLEODS BARRISTERS & SOLICITORS	807.95
INV 135342	30/04/2024	LEGAL COSTS TO REVIEW - 20 RODGERS ROAD DERBY	807.95
EFT59280	10/05/2024	MOORE AUSTRALIA (TAX)	8,030.00
INV 435316	30/04/2024	PROFESSIONAL SERVICES - 2023/24 BUDGET REVIEW - APRIL	5,500.00
INV 435317	30/04/2024	COMPILATION STATEMENT OF FINANCIAL ACTIVITY	2,530.00
EFT59281	10/05/2024	OUTBACK ELECTRICAL & AIRCON SERVICES	1,561.87
INV 8334	23/04/2024	REPLACE FAULTY WALL CONTROLLER FOR AC	813.68
INV 8342	26/04/2024	RESET LOUNGE AC & CLEAN CONDENSER COIL, MATERIALS	161.15
INV 8351	29/04/2024	INSTALL EXTERNAL GPO TO OUTSIDE COURT YARD	587.04
EFT59282	10/05/2024	NORTHERN RURAL SUPPLIES PTY LTD	85.00
INV YE00464	23/04/2024	SUPPLY FEED LAYER & POULTRY MIX	85.00
EFT59283	10/05/2024	NORWESCOM TELECOMMUNICATIONS	260.15
INV 54983	30/04/2024	RECTIFY ISSUE WITH ALARMS, MATERIALS	260.15
EFT59284	10/05/2024	ORD AGRICULTURAL EQUIPMENT	6,877.70

INV OA17321	18/04/2024	SUPPLY OF HOUSING, DUCT, PLATE, WINDOW, BELTS, FREIGHT	3,776.76
INV 17512	30/04/2024	SUPPLY PARTS FOR KUBOTA RIDE ON MOWER 1GGF089	3,100.94
EFT59285	10/05/2024	KIMBERLEY COUNTRY DEPARTMENT STORE	1,862.95
INV DB51297	25/04/2024	STAFF UNIFORMS FOR WORKS LABOURER	928.95
INV DB51296	29/04/2024	STAFF UNIFORMS FOR WORKS LABOURER	934.00
EFT59286	10/05/2024	OFFICE STAR	2,004.64
INV 63887	30/04/2024	SERVICE AGREEMENT FOR RICOH ID #791 - FXVC	294.36
INV 63917	30/04/2024	SERVICE AGREEMENT FOR RICOH IM #784	294.36
INV 63918	30/04/2024	SERVICE AGREEMENT FOR RICOH IM #790 - FX	294.36
INV 63919	30/04/2024	SERVICE AGREEMENT FOR RICOH IM #889 - POOL OFFICE	266.86
INV 63920	30/04/2024	SERVICE AGREEMENT FOR RICOH IM #929 - LIBRARY	277.20
INV 63921	30/04/2024	SERVICE AGREEMENT RICOH IM #950 - DEV SERVICES	577.50
EFT59287	10/05/2024	IXOM	204.60
INV 6809419	30/04/2024	CHLORINE GAS CYLINDER HIRE FEE - APRIL	204.60
EFT59288	10/05/2024	C PLUMMER, T PLUMMER & PERKS INDUSTRIES PTY LTD	9,701.30
INV 0009	30/04/2024	117 ROWAN STREET INSURANCE ON CHARGE	3,651.30
INV 0008	30/04/2024	117 ROWAN STREET RENT 17TH MAY - 17TH JUNE 2024	6,050.00
EFT59289	10/05/2024	RAY WHITE DERBY	11,167.26
INV 17690	01/05/2024	17 KNOWSLEY STREET RENT: 20/05 - 19/06/2024	1,846.73
INV 17689	01/05/2024	26 DELEWARR STREET RENT: 17/05 - 16/06/2024	1,825.00
INV 17688	01/05/2024	33 KNOWSLEY STREET RENT: 15/05 - 14/06/2024	1,738.10
INV 17687	01/05/2024	9 TOWER PLACE RENT: 15/05 - 14/06/2024	2,498.51
INV 17686	01/05/2024	15B KNOWSLEY STREET RENT: 15/05 - 14/06/2024	1,629.46
INV 17685	01/05/2024	15A KNOWSLEY STREET RENT: 15/05 - 14/06/2024	1,629.46
EFT59290	10/05/2024	COUNTRYMAN RUBBISH REMOVAL	8,325.44
INV 1050	25/04/2024	LITTER COLLECTION IN FITZROY CROSSING 28/03 - 10/04/2024	4,162.72
INV 1051	25/04/2024	LITTER COLLECTION IN FITZROY CROSSING 11 - 23/04/2024	4,162.72
EFT59291	10/05/2024	RECHARGE PETROLEUM	8,405.17
INV 926712	27/04/2024	3997L DIESEL TO FX	8,405.17
EFT59292	10/05/2024	SIRAGUSA FAMILY TRUST TAS TRINACRIA CONSULTING	12,012.00
INV 535	04/03/2024	DEVELOP SAFETY MANAGEMENT PLAN FOR THE DERBY PORT	12,012.00
EFT59293	10/05/2024	HARVEY NORMAN BROOME	4,299.00
INV 277145	09/04/2024	INDUCTION DARK ELECTRIC OVEN/COOKTOP & DELIVERY (TO FX)	4,299.00
EFT59294	10/05/2024	RUSTYS IGA	1,146.19
INV 013417	10/04/2024	SUPPLIES FOR GIBB TRIP	385.08

INV 014186	12/04/2024	SUPPLIES FOR ACCOUNTANT FAREWELL 12/04/2024	93.10
INV 021522	14/04/2024	SUPPLIES FOR GIBB TRIP	100.76
INV 017740	19/04/2024	SUPPLY COOL DRINK & VOUCHERS FOR PROUD ACHIEVERS	567.25
EFT59295	10/05/2024	SAMPEY MEATS	96.00
INV 21655	09/04/2024	SUPPLY MEAT FOR GIBB TRIP	96.00
EFT59296	10/05/2024	ST JOHN AMBULANCE BROOME	5,296.68
INV FAINV01183210	17/04/2024	FIRST AID REMOTE TRAINING COURSE	4,895.68
INV FAINV01183300	17/04/2024	PROVIDE CPR TRAINING	106.00
INV FAINV01183573	18/04/2024	FIRST AID REMOTE TRAINING COURSE	295.00
EFT59297	10/05/2024	STEVE ROSS	655.06
INV REIMB 0105	01/05/2024	UTILITY SUBSIDY REIMBURSEMENT	655.06
EFT59298	10/05/2024	SYNDICATED INVESTMENTS PTY LTD ATF AREIT DIVERSIFIED FUND	10,835.00
INV 0043	24/04/2024	AGRN 1044 - 5A & 5B SPINIFEX RENT FOR MAY 2024	10,835.00
EFT59299	10/05/2024	TELSTRA LIMITED	594.28
INV 1718873800	27/04/2024	SERVICES AND EQUIPMENT RENTAL TO 19/05/2024	74.94
INV 4275260810	27/04/2024	SATELLITE BILLINGS - APRIL 2024	495.00
INV 4275260919	02/05/2024	MOBILE SERVICE - APRIL 2024	24.34
EFT59300	10/05/2024	CLEANAWAY CO PTY LTD	213,299.60
INV 19293453	31/03/2024	PUBLIC BIN COLLECTION - MARCH 2024	14,345.93
INV 19299951	18/04/2024	CREDIT - LANDFILL MAINTENANCE - NOVEMBER 2023	-16,391.76
INV 19301182	30/04/2024	LANDFILL MANAGEMENT - APRIL 2024	138,027.43
INV 19301393	30/04/2024	PUBLIC BIN COLLECTION - APRIL 2024	8,119.45
INV 19301181	30/04/2024	DOMESTIC & COMMERCIAL BIN COLLECTION - APRIL 2024	69,198.55
EFT59301	10/05/2024	TARUNDA SUPERMARKET	675.35
INV 30182556	10/04/2024	FOOD SUPPLIES FOR COOKING PROGRAM 08-12/04/2024	179.00
INV 101191	11/04/2024	SUPPLY OF FOOD FOR YOUTH COOKING PROGRAM	86.52
INV 40176202	12/04/2024	FOOD PURCHASE FOR YOUTH COOKING PROGRAM	64.61
INV 1016237	30/04/2024	AGRN 1044 - FOOD SUPPLIES FOR CUPPA CIRCLE PROGRAM	148.54
INV 1016568	01/05/2024	FOOD SUPPLIES FOR COMMUNITIES OUTREACH HUB 02/05/2024	196.68
EFT59302	10/05/2024	TRAVELWORLD BROOME	2,592.36
INV I000042128	22/04/2024	FLIGHTS AEH ACTING COORDINATOR - MOSQUITO COURSE 09-13/09/2024	482.00
INV I000042244	01/05/2024	AQUATICS TEAM LEADER TO ATTEND TRAINING IN PH 08-10/05/2024	752.00
INV I000042251	02/05/2024	FLIGHTS - NATSIEH CONFERENCE 12/05/24 -19/05/24	1,185.36
INV I000042271	03/05/2024	FLIGHT MANAGER COMMUNITY ENVIRONMENTS - 27TH MAY 2024 BROOME - DERBY	173.00
EFT59303	10/05/2024	TYREPOWER DERBY	1,566.00

INV 118669	08/04/2024	MAXXIS LT235/85R16 X 2 - FITTING, BALANCING & DISPOSAL	1,566.00
EFT59304	10/05/2024	ABUELITAS SHOP	2,640.00
INV 83041	29/04/2024	CATERING FOR YOUTH PROGRAM 26-27/04/2024	2,640.00
EFT59305	10/05/2024	VANDERFIELD - RDO EQUIPMENT PTY LTD	1,444.67
INV PG8730	23/04/2024	SUPPLY PARTS, FREIGHT	1,444.67
EFT59306	17/05/2024	ACOR CONSULTANTS PTY LTD	5,912.50
INV 102003027	30/04/2024	FITZROY CROSSING TOWN OVAL LIGHTING - SUPERINTENDENCE	5,912.50
EFT59307	17/05/2024	ALPHA DIVISION SECURITY SERVICES	5,984.00
INV SDWK0028	14/04/2024	SECURITY SERVICES - DERBY YOUTH PROGRAM	1,672.00
INV 0032	21/04/2024	SECURITY SERVICES - DERBY YOUTH PROGRAM - 15 APRIL TO 19 APRIL	1,672.00
INV 0033	28/04/2024	SECURITY SERVICES - DERBY YOUTH PROGRAM - 22 APRIL TO 24 APRIL, & 26 APRIL	968.00
INV 0034	05/05/2024	SECURITY SERVICES - DERBY YOUTH PROGRAM - 29 APRIL TO 3 MAY	1,672.00
EFT59308	17/05/2024	AMANDA DEXTER	10,000.00
INV REIMB1705	17/05/2024	REIMBURSEMENT FOR PROFESSIONAL DEVELOPMENT COURSE	10,000.00
EFT59309	17/05/2024	ALTHAM PLUMBING	5,573.08
INV 17472	02/05/2024	NICHOLSON SQUARE OVAL CHANGEROOMS - RECTIFY ISSUE AND REPAIR ISSUE	2,215.08
INV 17478	06/05/2024	RETIC SUPPLIES	3,358.00
EFT59310	17/05/2024	BBB CATERING PTY LTD	392,110.44
INV 6311	26/04/2024	AGRN 1044 - CAMP MANAGEMENT SERVICES - MAY 2024	392,110.44
EFT59311	17/05/2024	BUCKLEYS EARTHWORKS & PAVING PTY LTD	1,375.00
INV 2789	30/04/2024	SUPPLY AND DELIVER (X1) 3M X 200M ROLL OF GEOFABRIC (CLASS A24)	1,375.00
EFT59312	17/05/2024	BOAB FESTIVAL DERBY INC	8,250.00
INV BFC -EFT 1305	13/05/2024	SPONSORSHIP BOAB FESTIVAL MARDI GRASS 2024	8,250.00
EFT59313	17/05/2024	G BISHOPS TRANSPORT SERVICES PTY LTD	5,993.56
INV B247876	30/04/2024	FREIGHT - SCANNERS TO PERTH FOR DISPOSAL	4,293.89
INV B248913	08/05/2024	PICK UP & DELIVERY - METAL WORKS PERTH TO FX DEPOT	1,699.67
EFT59314	17/05/2024	BUILDING AND ENERGY	19,081.41
INV PERMIT 3004	30/04/2024	BUILDING SERVICES LEVY - APRIL 2024	19,081.41
EFT59315	17/05/2024	BROOME TOYOTA NORTH WEST MOTOR GROUP	576.58
INV PI13076389	13/05/2024	SUPPLY OF HILUX PARTS FOR KHC 1DTA733	576.58
EFT59316	17/05/2024	CMT BUILDING WA PTY LTD	12,705.49
INV 1219	07/05/2024	SUPPLY & INSTALL INVISIGARD SECURITY FIXED PANELS	4,455.00
INV 1220	07/05/2024	SUPPLY & INSTALL SS FIXED SCREEN, FREIGHT	1,188.43
INV 1221	07/05/2024	RE-GLAZE 2X SMASHED PANELS IN WINDOW, MATERIALS	659.84
INV 1227	10/05/2024	SUPPLY & INSTALL 3X WINDOW UNITS	6,402.22

EFT59317	17/05/2024	COUNCIL ON THE AGEING WA INC	1.15
INV 7183	26/03/2024	UNSPENT GRANT FUNDS - SENIORS AWARD 2023	1.15
EFT59318	17/05/2024	DERBY BUILDING SUPPLIES	1,127.60
INV 560176	06/05/2024	SUPPLY OF BREMICK SCREW WING	10.44
INV 560203	06/05/2024	SUPPLY OF BA90 DIAMOND WHEELS FOR QUICK CUT SAW	319.80
INV 560226	06/05/2024	SUPPLY OF WATTYL WEATHERGARD DECK OIL	93.65
INV 560279	07/05/2024	SUPPLY OF OX TOOLS CONCRETE RAKES	129.34
INV 560306	07/05/2024	SUPPLY SHADE CLOTH & WASHERS	60.12
INV 560351	08/05/2024	SUPPLY RETRACTABLE HOSE REEL	455.08
INV 560365	08/05/2024	SUPPLY BARB & COUPLING	31.69
INV 560366	08/05/2024	SUPPLY BARB & BUSH	14.95
INV 560700	13/05/2024	SUPPLY OF BROOM WITH HANDLE	12.53
EFT59319	17/05/2024	DERBY 4X4 & MARINE	1,687.52
INV 35880/58084	06/05/2024	SUPPLY OF CABIN FILTER - TO SUIT VDJ	39.49
INV 35892/58082	06/05/2024	SUPPLY CV SHAFT ASSY LH/RH , SEAL AXLE LH & RH	613.53
INV 35897/57789	07/05/2024	STEEL WHEEL TRITON & CENTRE CAP MQ TRITON STEEL WHEEL, FREIGHT	536.89
INV 35898/58103	07/05/2024	SUPPLY CENTURY AGM BATTERY	336.60
INV 35896/58031	07/05/2024	SUPPLY OF TAIL LAMP ASSY	45.27
INV 35965/58168	13/05/2024	171302V2 ARB PUMP KIT US STD HIGH TEMP V2 ORANGE 7M 150PSI	115.74
EFT59320	17/05/2024	DERBY FUELS	870.00
INV 1135622	25/04/2024	CATERING FOR ORDINARY COUNCIL MEETING 24/04/2024	450.00
INV 1140218	10/05/2024	CATERING FOR COUNCILLORS BUDGET WORKSHOP 09/05/2024	420.00
EFT59321	17/05/2024	DREADNOUGHT EXPLORATION PTY LTD	153.88
INV A901048	15/05/2024	RATES REFUND FOR ASSESSMENT A901048	153.88
EFT59322	17/05/2024	DERBY SPORTSMEN'S CLUB INC	440.00
INV 1912	13/05/2024	ROOM HIRE WITH PROJECTOR - VERBAL JUDO TRAINING - 14TH MAY	440.00
EFT59323	17/05/2024	DEPARTMENT OF TRAINING & WORKFORCE DEVELOPMENT	500.00
INV REIMB0705	07/05/2024	BOND RETURN FOR HIRE OF FX COURTS 20-21/03/2024	500.00
EFT59324	17/05/2024	DERBY HARDWARE MITRE10	383.77
INV 10602405	06/05/2024	SUPPLY OF CCA PINE PRIMED	14.99
INV 10602518	07/05/2024	SUPPLY OF BRACE CORNER	7.99
INV 10602663	09/05/2024	SUPPLY OF RAMSET DYNABOLT PLUS	7.96
INV 10602627	09/05/2024	SUPPLY SCREWS	16.99
INV 10602630	09/05/2024	SUPPLY WASH WITH WAX 1L	12.99
INV 10602711	10/05/2024	SUPPLY OF HINGE WELD SMALL GAL & PAD BOLT	66.96

INV 10602712	10/05/2024	SUPPLY OF SHS HAL 30 X 30 X 2.00MM 8MTR	159.98
INV 10602716	10/05/2024	SUPPLY OF MICRO DRIPPER STAKE, POTTING MIX, MANURE	66.93
INV 10602894	13/05/2024	SUPPLY OF COW MANURE, POTTING MIX	28.98
EFT59325	17/05/2024	DWA INDUSTRIAL RESOURCES PTY LTD	1,602.70
INV 02023244	29/04/2024	REPAIR GOAL POST	1,369.50
INV 02023263	16/05/2024	SUPPLY 6M OF 75MM X 4MM STAINLESS STEEL FLAT BAR - FX VISITOR CENTRE	233.20
EFT59326	17/05/2024	ELDERS LIMITED (DERBY BRANCH)	1,728.76
INV IY88960	08/05/2024	SUPPLY 3X 20L ROUNDUP	578.16
INV IY89974	09/05/2024	SUPPLY ELECTRIC REMOTE KIT	1,150.60
EFT59327	17/05/2024	S&E AUTOMOTIVE (EVIE MOLSON)	3,600.30
INV 9425423	19/04/2024	CONTRACT EHO - APRIL 2024	3,600.30
EFT59328	17/05/2024	FITZROY HARDWARE PTY LTD	114.00
INV 10010092	07/05/2024	SUPPLY STAPLE GUN AND 2 X STAPLES - EVENT POSTERS DISPLAY	114.00
EFT59329	17/05/2024	HOATH REFRIGERATION & AIRCONDITIONING	1,775.95
INV 3929	19/04/2024	13 B HOLMAN STREET TO REPLACE EXISTING FAILED AC SYSTEM	1,775.95
EFT59330	17/05/2024	HART SPORT AUSTRALIA PTY LTD	1,601.71
INV 10209653A	11/04/2024	SUPPLY OF FLOAT MAT & WATER NOODLE KIT	354.00
INV 10209653	12/04/2024	SUPPLY OF POOL TOYS & ACCESSORIES	1,247.71
EFT59331	17/05/2024	FRANKIE119 PTY LTD TAS JOHN BATMAN GROUP	8,955.00
INV 3737	24/04/2024	TWO FULL PAGE ADVERTISEMENT IN A TOURISM GUIDE TO PROMOTE THE SHIRE	8,955.00
EFT59332	17/05/2024	JILA PLUMBING	2,145.00
INV 5975	07/05/2024	SUPPLY HOT WATER SYSTEM AS REQUIRED - 74 FALLON RD - FITZROY	2,145.00
EFT59333	17/05/2024	JESS KARLSSON	2,979.35
INV REIMB0705	07/05/2024	MARCH 2024 REIMBURSEMENT CLAIM	2,979.35
EFT59334	17/05/2024	KIMBERLEY CAR HIRE	2,992.00
INV 6063	30/04/2024	34 DAY HIRE OF HILUX 1DTA733	2,992.00
EFT59335	17/05/2024	PINDAN PRINTING - KIMBERLEY KOLORS	204.88
INV 3540	13/05/2024	EXECUTIVE OFFICER NAME PLAQUES	204.88
EFT59336	17/05/2024	KIMBERLEY TREE CARE	10,838.60
INV 3403	02/05/2024	TREE REMOVAL AT NORTHERN END OF FITZROY CROSSING REC PRECINCT	10,838.60
EFT59337	17/05/2024	LATIESHA SCHINDLER-THOMAS	499.00
INV REIMB1005	10/05/2024	UTILITY SUBSIDY REIMBURSEMENT	499.00
EFT59338	17/05/2024	MARIA O'CONNELL	301.21
INV REIMB 1305	13/05/2024	REIMBURSEMENT FOR 8KW FUEL - GRR MEDIA CONTENT TRIP	301.21
EFT59339	17/05/2024	MANAGED IT PTY LTD	8,810.26

INV 17821	14/05/2024	NETWORK EQUIPMENT FOR RFDS BUILDING	5,656.57
INV 172822	14/05/2024	NETWORK SWITCH FOR VISITORS CENTRE	3,153.69
EFT59340	17/05/2024	OMNICOM MEDIA GROUP AUSTRALIA PTY LTD	538.80
INV 1735135	22/04/2024	THE BROOME ADVERTISER - AUCTION ITEMS	221.63
INV 1735136	22/04/2024	THE WEST AUSTRALIAN - AUCTION ITEMS	317.17
EFT59341	17/05/2024	METALWORKS PERTH	23,760.00
INV R24-004M	07/05/2024	SUPPLY OF PERMANENT BOLLARDS	23,760.00
EFT59342	17/05/2024	MARRA WORRA WORRA FITZROY WORKERS CAMP	220.00
INV 4307	16/05/2024	ACCOMMODATION 15/05/2024 - 16/05/2024 - CONSULTANT	220.00
EFT59343	17/05/2024	NEIL HARTLEY	32.82
INV REIMB 1405	14/05/2024	REIMBURSE TRAVEL EXPENSE 13/05/2024	32.82
EFT59344	17/05/2024	NORTH WEST LOCKSMITH	214.00
INV 30232	23/04/2024	SUPPLY PADLOCK & 6X KEYS	214.00
EFT59345	17/05/2024	AARON GLOOR	970.63
INV REIMB 1505	15/05/2024	UTILITY SUBSIDY REIMBURSEMENT	970.63
EFT59346	17/05/2024	WESTPORT NOMINEES T/AS PEARL SEA COMMERCIAL LAUNDRY SERVICE	214.50
INV 27641	03/05/2024	WASH DRY & FOLD - TABLE CLOTHES	214.50
EFT59347	17/05/2024	PETER JOHN MCCUMSTIE	1,035.20
INV TRAVEL1305	13/05/2024	TRAVEL CLAIM: DERBY TO FX RETURN MAY 2024 - ATTEND MEETINGS	1,035.20
EFT59348	17/05/2024	CRISDALE RECRUITMENT GROUP	15,126.96
INV SDWK4	06/05/2024	PERMANENT PLACEMENT - LIBRARY & HERITAGE COORDINATOR 06/05/2024	15,126.96
EFT59349	17/05/2024	RFF PTY LTD	14,949.00
INV IO01151	31/03/2024	DERBY REVITALISATION PROJECT	10,791.00
INV IO01194	30/04/2024	PROJECT MANAGEMENT SERVICES - RFDS OFFICE	4,158.00
EFT59350	17/05/2024	RUSTYS IGA	674.99
INV 016282	16/04/2024	SUPPLIES FOR YOUTH PROGRAM 15-20/04/2024	266.74
INV 013359	01/05/2024	MORNING TEA FOR LEADERSHIP TRAINING	78.44
INV 013886	02/05/2024	MORNING TEA FOR LEADERSHIP TRAINING	63.40
INV 014426	03/05/2024	MORNING TEA FOR LEADERSHIP TRAINING	103.33
INV 026879	13/05/2024	MORNING TEA FOR TRAINING 13-15/05/2024	78.71
INV 019808	14/05/2024	MORNING TEA FOR TRAINING 13-15/05/2024	84.37
EFT59351	17/05/2024	SANDIE HUDSON	500.00
INV REIMB0705	07/05/2024	BOND RETURN FOR HIRE OF CIVIC CENTRE 26/04/2024	500.00
EFT59352	17/05/2024	STATE SCHOOL TEACHERS UNION OF WA	500.00
INV REIMB0705	07/05/2024	BOND RETURN FOR HIRE OF FX OVAL 23/04/2024	500.00

EFT59353	17/05/2024	TRAVIS HAYTO INVESTMENTS TAS SOCO STUDIOS	3,836.25
INV 5051	29/04/2024	SOCIAL MEDIA MANAGEMENT - APRIL 2024	3,836.25
EFT59354	17/05/2024	TEC SERVICES GROUP PTY LTD	235,667.95
INV 66831	18/04/2024	AWARD OF TENDER 01-2023/24 – FITZROY CROSSING TOWN OVAL LIGHTS	235,667.95
EFT59355	17/05/2024	SOLO 2 PTY LTD T/A THERAQUATICS	985.45
INV TQO7157	17/04/2024	SUPPLY AQUAFIT RING & BAR BELL, FREIGHT	985.45
EFT59356	17/05/2024	TARUNDA SUPERMARKET	634.52
INV 1018963	08/05/2024	AGRN 1044 - FOOD SUPPLIES FOR BIGGEST MORNING TEA EVENT	325.93
INV 30190087	13/05/2024	AGRN 1044 - FOOD SUPPLIES FOR CUPPA CIRCLE PROGRAM 14/05/2024	171.56
INV 10111241	15/05/2024	FOOD SUPPLIES FOR KIMBERLEY CUPPA CIRCLE PROGRAM - FX 15MAY24	137.03
EFT59357	17/05/2024	TYREPOWER DERBY	3,664.00
INV 118764	07/05/2024	SUPPLY 5X TOYO LT265/65R17 TYRES, WHEEL ALIGNMENT	2,040.00
INV 118793	07/05/2024	SUPPLY MICKEY THOMPSON LT265/70R17 TYRE	578.00
INV 118834	09/05/2024	SUPPLY OF TYRES FOR 12-KW LANDCRUISER AND DISPOSE OF OLD TYRES	986.00
INV 118855	10/05/2024	15-KW HILUX TYRE REPAIR	60.00
EFT59358	17/05/2024	ABUELITAS SHOP	3,740.00
INV 82941	22/04/2024	CATERING FOR YOUTH PROGRAM 18-20/04/2024	3,740.00
EFT59359	17/05/2024	VALERIE O'MEARA	2,000.00
INV REIMB0705	07/05/2024	BOND RETURN FOR HIRE OF CIVIC CENTRE 04/05/2024	2,000.00
EFT59360	17/05/2024	VISION POWER	330.00
INV 17257	06/05/2024	CHECK BORE POWER ISSUE & TEMPORARILY FIX	330.00
EFT59361	17/05/2024	NEIL MANSELL TRANSPORT PTY LTD	29.79
INV 00309742	30/04/2024	FREIGHT - NORTHERN RURAL SUPPLIES	29.79
EFT59362	24/05/2024	A & B TYRES	9,634.00
INV 50250	02/04/2024	SUPPLY DUNLOP 265/65R17 TYRE	360.00
INV 50251	02/04/2024	PUNCTURE REPAIR	30.00
INV 50284	05/04/2024	SUPPLY CENTURY N70LMF BATTERY	200.00
INV 50359	10/04/2024	TYRE FITTING	90.00
INV 50369	11/04/2024	SUPPLY CENTURY N70LMF BATTERY	200.00
INV 50437	18/04/2024	SUPPLY CENTURY N70MF BATTERY	200.00
INV 50507	24/04/2024	SUPPLY 2X HIFLY 205/70R15C TYRES, WHEEL ALIGNMENT	470.00
INV 50520	24/04/2024	SUPPLY 6X TOYO 265/65R17 TYRES	2,400.00
INV 50549	30/04/2024	SUPPLY 8X REMINGTON 255/70R22.5 TYRES	4,004.00
INV 50548	30/04/2024	SUPPLY 4X TOYO 265/65R17 TYRES, WHEEL ALIGNMENT	1,680.00
EFT59363	24/05/2024	ACTIVE DISCOVERY	9,722.35

INV 182640	08/05/2024	SUPPLY GREY POD SEAT FOR SWING, FREIGHT	9,722.35
EFT59364	24/05/2024	ALPHA DIVISION SECURITY SERVICES	21,120.00
INV SDWK0029	17/04/2024	SECURITY SERVICES - FX: SDWK BUILDINGS & STAFF HOUSING	5,280.00
INV 0035	17/04/2024	SECURITY PATROL - FX STAFF HOUSING - 6PM-6AM -18/04/24 - 02/05/24	15,840.00
EFT59365	24/05/2024	ASHLEE DOUST	316.13
INV REIMB2105	21/05/2024	UTILITY SUBSIDY REIMBURSEMENT	316.13
EFT59366	24/05/2024	AUSTRALIAN NATIONAL UNIVERSITY	300.00
INV REIMB2105	21/05/2024	BOND RETURN FOR HIRE OF COUNCIL CHAMBERS 07/05/2024	300.00
EFT59367	24/05/2024	ALTHAM PLUMBING	8,885.60
INV 17445	24/04/2024	EXCAVATE PLOT 862C - 26/04/2024 (L COX)	308.00
INV 17484	07/05/2024	SUPPLY HUNTER PGJ-04 SPRINKLERS	1,694.00
INV 17513	13/05/2024	GRAVE EXCAVATIONS - M.MARTIN 744P	308.00
INV 17528	14/05/2024	2X BACKFLOW TESTS	506.00
INV 17530	14/05/2024	SUPPLY & INSTALL BORE PUMP	4,600.88
INV 17558	20/05/2024	SUPPLY 40X HUNTER SPRINKLERS	1,303.72
INV 17559	20/05/2024	UNBLOCK CARAVAN DUMP POINT	165.00
EFT59368	24/05/2024	ARAC REFRIGERATION & AIR CONDITIONING	1,958.11
INV 10885	14/05/2024	INSPECT COOL ROOM & REPAIR LEAK	1,188.11
INV 10899	16/05/2024	SERVICE ALL REFRIGERATION EQUIPMENT IN KITCHEN	770.00
EFT59369	24/05/2024	ALLWEST BUILDING APPROVALS	440.00
INV 10040	20/05/2024	CERTIFICATE OF DESIGN COMPLIANCE #10 & 19 OWEN AH CHEE - POOL	440.00
EFT59370	24/05/2024	ASHLEY ARCIDIACONO	1,800.00
INV 2348	09/05/2024	CONSTRUCT NEW CROSSOVER AT 137 ROWAN STREET	1,800.00
EFT59371	24/05/2024	BUCKLEYS EARTHWORKS & PAVING PTY LTD	1,925.00
INV 2791	16/05/2024	SUPPLY 2X 250L DRUMS OF CATIONIC EMULSION	1,925.00
EFT59372	24/05/2024	BOOEASY PTY LTD	493.90
INV 24418	08/05/2024	BOOKINGS MONTHLY FEE - APR 2024	493.90
EFT59373	24/05/2024	BEN LOARING	1,009.13
INV REIMB2105	21/05/2024	HORIZONTAL FALLS HALF DAY TOUR - GIFT FROM KAPP	1,009.13
EFT59374	24/05/2024	CLEANING GARDENING & TREE SERVICES	30,127.15
INV 123	16/05/2024	CLEANING VARIOUS BUILDINGS - APRIL 2024	30,127.15
EFT59375	24/05/2024	CISSY NUGGETT	500.00
INV SITTING FEES-1405	14/05/2024	FITZROY VALLEY FLOOD RECOVERY WORKING GROUP SITTING FEES - 14/05/2024	500.00
EFT59376	24/05/2024	WINC	46.01
INV 9045244767	07/05/2024	STATIONERY ITEMS FOR ADMIN	46.01

EFT59377	24/05/2024	CAPTIVATE CONNECT	656.70
INV 15552	16/04/2024	QUARTERLY CHARGE FOR CAPTIVATE HOLD & CONNECT	656.70
EFT59378	24/05/2024	DAMBIMANGARI ABORIGINAL CORPORATION	600.00
INV REIMB2105	21/05/2024	BOND RETURNS FOR HIRE OF COUNCIL CHAMBERS 21 & 29/11/2023	600.00
EFT59379	24/05/2024	DERBY BUILDING SUPPLIES	14,869.47
INV 560352	08/05/2024	SUPPLY STIHL POWER TOOLS	9,159.89
INV 560850	15/05/2024	SUPPLY 20X STIHL SPOOLS	420.00
INV 560851	15/05/2024	SUPPLY STIHL LUBE	175.42
INV 560949	16/05/2024	20KG BAGS OF PRE-MIX ASPHALT FOR ROAD SEAL REPAIR	4,176.00
INV 561166	20/05/2024	SUPPLY STIHL WATER TANK	139.48
INV 561167	20/05/2024	SUPPLY 3X STIHL HELMET KIT	370.74
INV 561168	20/05/2024	SUPPLY STIHL DIAMOND WHEELS	319.80
INV 561216	20/05/2024	SUPPLY STIHL NYLON LINE	72.64
INV 561290	21/05/2024	SUPPLY PLASTIC WATERING CAN	35.50
EFT59380	24/05/2024	DERBY BUS SERVICE PTY LTD	33.00
INV 22387	20/05/2024	FREIGHT - RECIPRO SAW FROM KIMBERLEY HARDWARE	33.00
EFT59381	24/05/2024	DERBY 4X4 & MARINE	816.70
INV 35949-58163	10/05/2024	SUPPLY 2X BEARING / SEAL KIT	95.04
INV 35964/58113	13/05/2024	2 X MTAC300 MAXI TRAC 12V HEAVY DUTY AIR COMPRESSOR	647.02
INV 35968/58192	13/05/2024	SUPPLY OF CABIN FILTER - HILUX	41.38
INV 35982/58213	15/05/2024	SUPPLY OF SPLIT PINS	33.26
EFT59382	24/05/2024	DERBY FUELS	250.93
INV 1141882	15/05/2024	99 LITRES OF ULP91 FUEL	250.93
EFT59383	24/05/2024	DERBY FIREARM SUPPLIES	284.00
INV 1206	12/12/2023	SUPPLY ALKO HITCH PARTS KIT	75.00
INV 1208	12/12/2023	SUPPLY ALKO 3T COUPLING	209.00
EFT59384	24/05/2024	LANDGATE (WA LAND INFORMATION AUTHORITY)	74.15
INV 392016	25/03/2024	MINIMUM CHARGE - GRV CHARGEABLE - SCHEDULE G2024/02, M2024/03	74.15
EFT59385	24/05/2024	DERBY PROGRESSIVE SUPPLIES	1,896.13
INV 088367	15/05/2024	PAIR ANSELL GLADIATOR GLOVES, SIZE 8 & SIZE 10	578.84
INV 088365	15/05/2024	TT4760 SCOTT TOILET TISSUE 1PLY 48/CTN, 2PLY 48/CTN	1,317.29
EFT59386	24/05/2024	DERBY HARDWARE MITRE10	124.00
INV 10603590	22/05/2024	SUPPLY HOSE & TAP PARTS	78.53
INV 10603663	23/05/2024	SUPPLY HOSE PARTS	45.47
EFT59387	24/05/2024	DEPARTMENT OF WATER AND ENVIRONMENTAL REGULATION	300.00

INV REIMB2105	21/05/2024	BOND RETURN FOR HIRE OF COUNCIL CHAMBERS 13/10/2022	300.00
EFT59388	24/05/2024	RONNIE JIMBIDEE	500.00
INV SITTING FEES-1405	14/05/2024	FITZROY VALLEY FLOOD RECOVERY WORKING GROUP SITTING FEES - 14/05/2024	500.00
EFT59389	24/05/2024	ELDERS LIMITED (DERBY BRANCH)	46.84
INV IY89127	20/05/2024	SUPPLY BALL VALVE	46.84
EFT59390	24/05/2024	BASS TECHNOLOGY GROUP T/AS FX COMM & AV	12,775.40
INV 8230094	06/03/2024	SUPPLY & INSTALL CCTV AND WIRELESS BRIDGE	11,582.12
INV 8230135	14/04/2024	INSTALL FORTIAP AT WORKS DEPOT - FX	1,193.28
EFT59391	24/05/2024	FITZROY HARDWARE PTY LTD	316.00
INV 10010479	15/05/2024	AGRN 1044 - SUPPLY KINCROME TOOL BOX	120.00
INV 10010669	20/05/2024	SUPPLY MAKITA NYLON LINE	37.00
INV 10010670	20/05/2024	SUPPLY 3X 15L WATER BOTTLE REPLACEMENTS	63.00
INV 10010735	21/05/2024	AGRN 1044 - SUPPLY PAINT BRUSHES	96.00
EFT59392	24/05/2024	THE FITZROY RIVER LODGE	2,078.00
INV 353130	08/05/2024	ACCOMMODATION PRESIDENT 07/05/2024	333.00
INV 337554-1805	20/05/2024	CATERING FOR FX COMMUNITY EXPO 18/05/2024	1,745.00
EFT59393	24/05/2024	LG COMMUNITY PARTNERS PTY LTD	3,740.00
INV SDWK-23-2023	10/05/2024	FINANCIAL CONSULTING FOR WEEK ENDED 10/05/2024	3,740.00
EFT59394	24/05/2024	DEPARTMENT OF LOCAL GOVERNMENT, SPORT AND CULTURAL INDUSTRIES	300.00
INV REIMB2105	21/05/2024	BOND RETURN FOR HIRE OF COUNCIL CHAMBERS 15/08/2023	300.00
EFT59395	24/05/2024	BLUE HAZE MECHANICAL SERVICES PTY LTD TAS BROOME CAR CARRIERS	2,500.00
INV 8515	21/05/2024	RELOCATE RAV4 E25865 PERTH TO DERBY	2,500.00
EFT59396	24/05/2024	HORIZON POWER - WEST KIMBERLEY REGIONAL OFFICE	105,367.58
INV RPDDB0051571	08/05/2024	INSTALLATION OF NEW STREETLIGHTS	105,367.58
EFT59397	24/05/2024	HOATH REFRIGERATION & AIRCONDITIONING	10,397.42
INV 3964	09/05/2024	AGRN 1044 - REMOVE & INSTALL NEW AIR CONDITIONERS	8,417.42
INV 3985	10/05/2024	SERVICE & CLEAN ALL AIRCON IN THE RFDS BUILDING AT THE DERBY AIRPORT	1,980.00
EFT59398	24/05/2024	HELEN THOMAS	500.00
INV SITTING FEES-1405	14/05/2024	FITZROY VALLEY FLOOD RECOVERY WORKING GROUP SITTING FEES - 14/05/2024	500.00
EFT59399	24/05/2024	HORIZON POWER - ACCOUNT PAYMENTS	2,841.28
INV 570942	10/05/2024	9 TOWER PLACE - ACCOUNT ESTABLISHMENT FEE	25.21
INV 570942	14/05/2024	9 TOWER PLACE, DERBY 06/12/2023 TO 05/02/2024	1,091.39
INV 570942	14/05/2024	9 TOWER PLACE, DERBY 08/11/2023 TO 05/12/2023	370.53
INV 570942	15/05/2024	9 TOWER PLACE, DERBY - 06/02/2024 TO 04/04/2024	1,354.15
EFT59400	24/05/2024	MARMINGEE HAND	750.00

INV SITTING FEES-1405	14/05/2024	FITZROY VALLEY FLOOD RECOVERY WORKING GROUP SITTING FEES - 14/05/2024	750.00
EFT59401	24/05/2024	KATRINA CHEREL / SHAW	500.00
INV SITTING FEES-1405	14/05/2024	FITZROY VALLEY FLOOD RECOVERY WORKING GROUP SITTING FEES - 14/05/2024	500.00
EFT59402	24/05/2024	TEAM GLOBAL EXPRESS PTY LTD	1,267.57
INV P69066726	12/05/2024	FREIGHT - REF 0090S5K79D & B	876.76
INV 988798	14/05/2024	FREIGHT - ADMIN MEETING ROOM CHAIRS	390.81
EFT59403	24/05/2024	CONNECT CALL CENTRE SERVICES	280.28
INV 00116783	15/05/2024	OVERCALLS FEE FOR CONTRACT CA0415 - APRIL 2024	280.28
EFT59404	24/05/2024	JOSEPH ROSS	500.00
INV SITTING FEES-1405	14/05/2024	FITZROY VALLEY FLOOD RECOVERY WORKING GROUP SITTING FEES - 14/05/2024	500.00
EFT59405	24/05/2024	JILA PLUMBING	401.50
INV 5976	07/05/2024	REPAIR WATER LEAK - UNDERSIDE UNIT 7. FITZROY SHORT STAY	401.50
EFT59406	24/05/2024	KIMBERLEY FIRE SYSTEMS	3,210.99
INV 20454	11/05/2024	SUPPLY AND INSTALL NEW, SMS DIALER TO AIRPORT WATER/FIRE HYDRANT	2,224.20
INV 20455	11/05/2024	AS1851.2012 MAINTENANCE OF FIRE SYSTEM & EQUIPMENT - MAY 2024	986.79
EFT59407	24/05/2024	KRED ENTERPRISES PTY LTD	1,200.00
INV REIMB2105	21/05/2024	BOND RETURNS FOR HIRE OF COUNCIL CHAMBERS 2023	1,200.00
EFT59408	24/05/2024	KIMBERLEY PORTS AUTHORITY	300.00
INV REIMB2105	21/05/2024	BOND RETURN FOR HIRE OF COUNCIL CHAMBERS 01/09/2024	300.00
EFT59409	24/05/2024	KIMBERLEY HIRE	2,388.27
INV KH6427	31/12/2023	AGRN 1044 - HIRE OF PORTALOO - DECEMBER 2023	487.14
INV KH6440	31/01/2024	AGRN 1044 - HIRE OF PORTALOO - JANUARY 2024	487.14
INV KH6453	29/02/2024	AGRN 1044 - HIRE OF PORTALOO - FEBRUARY 2024	455.71
INV KH6464	31/03/2024	AGRN 1044 - HIRE OF PORTALOO - MARCH 2024	487.14
INV KH6492	30/04/2024	AGRN 1044 - HIRE OF PORTALOO - APRIL 2024	471.14
EFT59410	24/05/2024	TUFFY'S PTY LTD T/A KIMBERLEY WASHROOM SERVICES	640.00
INV 10015	05/04/2024	SUPPLY AND SERVICE SANITARY DISPOSAL UNITS - APRIL 2024	640.00
EFT59411	24/05/2024	LWOY'S CHINESE RESTAURANT	300.00
INV 23	10/12/2023	CATERING FOR AGENDA BRIEFING & FORUM 07/12/2023	300.00
EFT59412	24/05/2024	LEISURE INSTITUTE OF WA AQUATICS (INC)	440.00
INV 4436	18/05/2024	NORTH WEST SEMINAR REGISTRATION & SCBA REFRESHER	440.00
EFT59413	24/05/2024	DAVID BULLEN ROGERS	350.00
INV 1	19/05/2024	WELCOME TO COUNTRY CEREMONY AT FX COMMUNITY EXPO 18/05/2024	350.00
EFT59414	24/05/2024	LAVENIA RATABUA	1,158.71

INV REIMB1705	17/05/2024	UTILITY SUBSIDY REIMBURSEMENT	1,158.71
EFT59415	24/05/2024	MAJOR MOTORS PTY LTD	453.09
INV 1485218	06/02/2024	SUPPLY OF GLASS DOOR	453.09
EFT59416	24/05/2024	MANAGED IT PTY LTD	69.94
INV 173544	14/05/2024	LAPTOP POSTAGE	69.94
EFT59417	24/05/2024	MARIA & DAVE PREEDY	70.00
INV REIMB2205	22/05/2024	BOND RETURN FOR HIRE OF CANE TOAD TRAP	70.00
EFT59418	24/05/2024	MASWAC MOWANJUM ARTISTS SPIRIT WANDJINA AC	300.00
INV REIMB2105	21/05/2024	BOND RETURN FOR HIRE OF COUNCIL CHAMBERS 17/04/2023	300.00
EFT59419	24/05/2024	MARRA WORRA WORRA FITZROY WORKERS CAMP	660.00
INV 82718	16/05/2024	ACCOMMODATION 15/05/2024 - 16/05/2024 - MANAGER COMMUNITY ENVIRONMENTS	220.00
INV 4309	16/05/2024	ACCOMMODATION 15/05/2024 - 16/05/2024 - EXECUTIVE DIRECTOR	220.00
INV 4306	16/05/2024	ACCOMMODATION 15/05/2024 - 16/05/2024 - CONSULTANT	220.00
EFT59420	24/05/2024	THINK WATER BROOME	120.00
INV 24-00004465	06/05/2024	BACCARA G75 CONTROLLER & SOLENOID COIL	120.00
EFT59421	24/05/2024	NORTH WEST LOCKSMITH	12.00
INV 30378	21/05/2024	DUMMY MLA RESTRICTED KEY KL199	12.00
EFT59422	24/05/2024	COLLEEN GARNER	500.00
INV SITTING FEES-1405	14/05/2024	FITZROY VALLEY FLOOD RECOVERY WORKING GROUP SITTING FEES - 14/05/2024	500.00
EFT59423	24/05/2024	DEPARTMENT OF COMMUNITIES	900.00
INV REIMB2105	21/05/2024	BOND RETURNS FOR HIRE OF COUNCIL CHAMBERS 30/11/21, 12/10/22 & 26/03/24	900.00
EFT59424	24/05/2024	PETER JOHN MCCUMSTIE	787.23
INV REIMB2005	20/05/2024	REIMBURSE VARIOUS MEAL EXPENSES	228.23
INV TRAVEL2005	20/05/2024	TRAVEL CLAIM: WELCOME TO FITZROY CROSSING DAY 18/05/2024	559.00
EFT59425	24/05/2024	PS&L GROUP PTY LTD	2,722.50
INV 0244	17/05/2024	EMPLOYMENT LAW & INDUSTRIAL RELATIONS ADVISORY JAN-MAY 2024	2,722.50
EFT59426	24/05/2024	COUNTRYMAN RUBBISH REMOVAL	3,729.11
INV 1052	09/05/2024	LITTER COLLECTION OF FITZROY CROSSING TOWNSITE	3,729.11
EFT59427	24/05/2024	DERBY RODEO AND HORSE RIDERS ASSOCIATION INC.	5,000.00
INV FUND2105	21/05/2024	REQUEST FOR FUNDING - 2024 DERBY RODEO AND GYMKHANA	5,000.00
EFT59428	24/05/2024	RAHNJE DELVIN	200.00
INV REIMB2105	21/05/2024	REIMBURSEMENT FOR STOLEN PHONE	200.00
EFT59429	24/05/2024	RUSTYS IGA	338.46
INV 025521	06/05/2024	REFRESHMENTS FOR VISIT OF SENATOR TONY SHELDON	28.66

INV 01349	15/05/2024	MORNING TEA 13/05/2024	74.27
INV 01350	15/05/2024	PURCHASE OF PRODUCTS FOR TRAVEL	36.51
INV 011544	17/05/2024	MORNING TEA SUPPLIES FOR FAREWELL	199.02
EFT59430	24/05/2024	PLUM OAK PTY LTD	76,560.00
INV 10.24	01/03/2024	AGRN 1044 - DAILY TOWN BUS RUN - FEBRUARY 2024	27,720.00
INV 13.24	02/04/2024	AGRN 1044 - DAILY TOWN BUS RUN - MARCH 2024	22,440.00
INV 22.24	02/05/2024	AGRN 1044 - DAILY BUS RUN: APRIL 2024	26,400.00
EFT59431	24/05/2024	SYNDICATED INVESTMENTS PTY LTD ATF AREIT DIVERSIFIED FUND	10,835.00
INV 0044	20/05/2024	AGRN 1044 - 5A & 5B SPINIFEX RENT FOR JUN 2024	10,835.00
EFT59432	24/05/2024	ILLION TENDERLINK	180.40
INV SDWK-625496	17/05/2024	T08-2023/24 MAINTENANCE GRADING CONTRACT	180.40
EFT59433	24/05/2024	TOURISM COUNCIL WESTERN AUSTRALIA LTD	1,650.00
INV 9946	06/05/2024	2024 MEMBERSHIP RENEWAL- GOLDEN I VISITOR CENTRE - DERBY	1,650.00
EFT59435	24/05/2024	TARUNDA SUPERMARKET	1,005.78
INV 30190837	16/05/2024	SUPPLY OF JUICE BOXES - FITZROY CROSSING COMMUNITY EXPO	800.05
INV 40178658	17/05/2024	FOOD SUPPLIES FOR YOUTH COOKING PROGRAM 17/05/2024	141.18
INV 10113054	20/05/2024	AGRN 1044 - FOOD SUPPLIES FOR CUPPA CIRCLE PROGRAM 21/05/2024	64.55
EFT59436	24/05/2024	TYREPOWER DERBY	230.00
INV 118863	13/05/2024	TYRE ROTATION, BALANCE AND WHEEL ALIGNMENT FOR 16KW.	230.00
EFT59437	24/05/2024	ABUELITAS SHOP	2,420.00
INV 83105	06/05/2024	CATERING FOR DERBY YOUTH 02-03/05/2024	2,420.00
EFT59438	24/05/2024	VIZONA PTY LTD	36,621.75
INV 0503	08/05/2024	REPLACEMENT SOLAR LIGHTING FOR BARGE AND BOAT RAMPS	4,397.25
INV 0504	08/05/2024	SUPPLY 7X DOUBLE 50W SOLAR LIGHT, POLE & HOLD ASSEMBLY, FREIGHT	32,224.50
EFT59439	24/05/2024	WALALAKOO ABORIGINAL CORPORATION	900.00
INV REIMB2105	21/05/2024	BOND RETURNS FOR HIRE OF COUNCIL CHAMBERS 27-29/06/23, 16/10/23	900.00
EFT59440	24/05/2024	NEIL MANSELL TRANSPORT PTY LTD	56.53
INV 00305552	31/03/2024	FREIGHT - OFFICE NATIONAL TO SWDK	56.53
EFT59441	31/05/2024	ALTHAM PLUMBING	5,611.46
INV 17599	24/05/2024	TRADE TO CHECK TOILET PUMPS & REPLACE TAP - JETTY PUBLIC TOILET	5,611.46
EFT59442	31/05/2024	BRETT ANGWIN	1,554.86
INV ALLOW3105	31/05/2024	MAY 2024 COUNCILLOR ATTENDANCE FEE & ALLOWANCE	1,554.86
EFT59443	31/05/2024	BRIAN ELLISON	1,554.86
INV ALLOW3105	31/05/2024	MAY 2024 COUNCILLOR ATTENDANCE FEE & ALLOWANCE	1,554.86
EFT59444	31/05/2024	BUCKLEYS EARTHWORKS & PAVING PTY LTD	588,278.97

INV 2785	30/04/2024	RESHAPE/RE-SHEET FAIRFIELD -LEOPOLD DOWNS ROAD - C2022 -10	259,140.86
INV 2786	30/04/2024	GRAVEL RESHEETING ON FAIRFIELD-LEOPOLD DOWNS ROAD - C2023-24-03	243,854.86
INV 2787	30/04/2024	MAINTENANCE GRADING - VARIOUS	78,699.75
INV 2790	16/05/2024	SUPPLY & INSTALL TRAFFIC CONTROL - JETTY ROAD	6,583.50
EFT59445	31/05/2024	BOYA EQUIPMENT PTY LTD	93,494.50
INV 34306	13/03/2024	R540 CAB WHEEL LOADER, TRADE IN R065 ARTICULATED WHEEL LOADER	93,494.50
EFT59446	31/05/2024	CATHRYN CLARKE	1,985.14
INV 50	22/05/2024	FLIGHTS TO BROOME TO DELIVER COOKING PROGRAM FX	1,985.14
EFT59447	31/05/2024	CLEANING GARDENING & TREE SERVICES	695.75
INV 122	16/05/2024	FX - CLEANING FEE FOR SHORT STAY DONGAS - APRIL 2024	695.75
EFT59448	31/05/2024	COLIN BRIAN PIGRAM	300.00
INV 0001	16/05/2024	EQUIPMENT HIRE FOR LOOMA CHRISTMAS PARTY 15/12/2023	300.00
EFT59449	31/05/2024	COMM PRO CONSULTANTS	2,145.00
INV 0026	23/05/2024	FINALISATION OF MASTER PLAN FOR FX YOUTH SPACE	2,145.00
EFT59450	31/05/2024	WINC	5,665.06
INV 9045049283	09/04/2024	SUPPLY OF E-SCREENS	898.70
INV 9045186533	30/04/2024	SUPPLY 5X CHAIRS FOR ADMIN MEETING ROOM	3,073.46
INV 9045305263	15/05/2024	3P STRAIGHT DESK FOR LIBRARY	1,692.90
EFT59451	31/05/2024	CLONTARF FOUNDATION	500.00
INV REIMB 2405	24/05/2024	REFUND OF FACILITY HIRE - FX REC CENTRE 23/05/2024	500.00
EFT59452	31/05/2024	DERBY BUILDING SUPPLIES	469.58
INV 559012	16/04/2024	SUPPLY COUPLING HOSE	16.03
INV 561537	24/05/2024	SUPPLY 3X RAKE HANDLE	65.76
INV 561538	24/05/2024	SUPPLY 2500KG RATCHET STRAPS	272.40
INV 561673	27/05/2024	SUPPLY MAKITA WHEEL CUP	57.57
INV 561759	28/05/2024	SUPPLY BAHCO SAW HAND	29.43
INV 561434	30/05/2024	SUPPLY OF ROLLER COVER	28.39
EFT59453	31/05/2024	DERBY BUS SERVICE PTY LTD	132.00
INV 22315	12/05/2024	FREIGHT - BROOME TO DERBY 12/05/2024	132.00
EFT59454	31/05/2024	DERBY 4X4 & MARINE	1,041.81
INV 35991-58221	15/05/2024	SUPPLY SEALANT	85.14
INV 36001/58230	16/05/2024	SUPPLY OF AIR FILTER	47.69
INV 36005-58232	16/05/2024	SUPPLY CENTURY BATTERY	253.68
INV 36007-58234	16/05/2024	SUPPLY TRAILER ADAPTOR	39.59
INV 36027/58245	17/05/2024	SUPPLY OF BATTERIES	504.08

INV 36028-58246	17/05/2024	SUPPLY AIR FILTER	70.25
INV 36149/58379	28/05/2024	SUPPLY OF CABIN FILTER - HILUX	41.38
EFT59455	31/05/2024	DERBY FUELS	2,830.00
INV 268275	11/05/2024	DERBY YOUTH PROGRAM CATERING MEALS 09MAY24 - 11MAY24	2,830.00
EFT59456	31/05/2024	DERBY PROGRESSIVE SUPPLIES	2,961.12
INV 087421	01/05/2024	BLRLB ROAD SIDE LITTER BAG ORANGE (250/CTN)	687.80
INV 088690	20/05/2024	SUPPLY RAGS, BIN LINERS & HAND TOWELS	754.00
INV 088801	21/05/2024	SUPPLY AQUALYTE SACHETS	704.07
INV 088841	22/05/2024	SUPPLY HAND TOWELS & TOILET PAPER	653.98
INV 089023	27/05/2024	KITCHEN SUPPLIES FOR ADMIN	161.27
EFT59457	31/05/2024	DEPARTMENT OF PLANNING, LANDS AND HERITAGE	300.00
INV REIMB2105	21/05/2024	BOND RETURN FOR HIRE OF COUNCIL CHAMBERS 18/04/2023	300.00
EFT59458	31/05/2024	DERBY HARDWARE MITRE10	1,043.93
INV 10603161	16/05/2024	SUPPLY OF SHIELD FACE PROFESSIONAL	43.98
INV 10603272	17/05/2024	SUPPLY PLUMBING MATERIALS	830.16
INV 10603700	23/05/2024	SUPPLY OF PVC COUPLING	29.90
INV 10603782	24/05/2024	SUPPLY OF MICRO DIRECT BARB	17.94
INV 10603976	27/05/2024	SUPPLY TIE WIRE	11.99
INV 10604021	28/05/2024	SUPPLY OF DUCT TAPE	21.99
INV 10604001	28/05/2024	SUPPLY PRIMING FLUID & SOLVENT PVC	22.98
INV 10604058	28/05/2024	SUPPLY OF LEAD EXT HEAVY DUTY 25M	64.99
EFT59459	31/05/2024	ELDERS LIMITED (DERBY BRANCH)	748.22
INV IY89133	20/05/2024	SUPPLY PARTS	272.32
INV IY89231	27/05/2024	SUPPLY ACCESS HERB 5L CORTEVA	475.90
EFT59460	31/05/2024	MEGAN NESHODA	625.01
INV REIMB 0803	08/03/2024	REIMBURSEMENT - FUEL - FITZROY TO DERBY 24/02/2024	234.22
INV REIMB 2805	28/05/2024	REIMBURSEMENT - EXTRA SUPPLIES FOR RECONCILIATION EVENT IN FX	390.79
EFT59461	31/05/2024	DEPARTMENT OF FIRE AND EMERGENCY SERVICES.	25,221.42
INV 157385	23/05/2024	2023/24 ESL Q4 CONTRIBUTION	25,221.42
EFT59462	31/05/2024	FITZROY HARDWARE PTY LTD	125.00
INV 10011011	27/05/2024	SUPPLY CLEANING EQUIPMENT	125.00
EFT59463	31/05/2024	THE FITZROY RIVER LODGE	1,800.00
INV 337554-2305	23/05/2024	CATERING FOR VOLUNTEER WEEK APPRECIATION DINNER 22/05/2024	1,800.00
EFT59464	31/05/2024	GEOFFREY ANDREW DAVIS	1,554.86
INV ALLOW3105	31/05/2024	MAY 2024 COUNCILLOR ATTENDANCE FEE & ALLOWANCE	1,554.86

EFT59465	31/05/2024	LG COMMUNITY PARTNERS PTY LTD	6,270.00
INV SDWK-24-2023	17/05/2024	FINANCIAL CONSULTING FOR WEEK ENDED 10/05/2024	3,520.00
INV SDWK-25-2023	24/05/2024	FINANCIAL CONSULTING FOR WEEK ENDED 24/05/2024	2,750.00
EFT59466	31/05/2024	HOATH REFRIGERATION & AIRCONDITIONING	8,214.11
INV 4015	21/05/2024	REPAIR AIRCONS AT RFDS BUILDING	8,214.11
EFT59467	31/05/2024	GEOFFREY CHARLES HAEREWA	2,861.67
INV ALLOW3105	31/05/2024	MAY 2024 COUNCILLOR ATTENDANCE FEE & ALLOWANCES	2,861.67
EFT59468	31/05/2024	TEAM GLOBAL EXPRESS PTY LTD	254.00
INV 991726	21/05/2024	FREIGHT - WINC PALLET TO SDWK	254.00
EFT59469	31/05/2024	HERSEY'S SAFETY PTY LTD	1,567.12
INV SH49353	27/05/2024	ASSORTMENT OF TOOLS, PPE & MATERIALS FOR WORKSHOP	1,567.12
EFT59470	31/05/2024	JASPER BENTHIEN	3,183.19
INV REIMB 1305	13/05/2024	REIMBURSE REMAINING RELOCATION EXPENSES	2,280.00
INV REIMB 2405	24/05/2024	REIMBURSE -FUEL CARD NOT PRESENTED - PERSON PAYMENT MADE FX TO BME	348.35
INV REIMB 2405	24/05/2024	REIMBURSE - FUEL (RECOVERY HIRE VEHICLE)	554.84
EFT59471	31/05/2024	JULIA WILSON	185.95
INV REIMB 2805	28/05/2024	REIMBURSEMENT - TAXI FEE & PARKING FEE WHILE ATTENDING CONFERENCE	185.95
EFT59472	31/05/2024	PINDAN PRINTING - KIMBERLEY KOLORS	169.35
INV 3551	25/05/2024	A1 CORFLUTE SIGN & 10X A3 PRINTS LAMINATED	169.35
EFT59473	31/05/2024	KERRISSA O'MEARA	1,554.86
INV ALLOW3105	31/05/2024	MAY 2024 COUNCILLOR ATTENDANCE FEE & ALLOWANCE	1,554.86
EFT59474	31/05/2024	KIMBERLEY HIRE	2,371.60
INV KH6469	31/03/2024	HIRE OF 1X DINGO DIGGER	2,371.60
EFT59475	31/05/2024	THE PIER GROUP PTY LTD T/AS CS LEGAL	1,309.00
INV 033499	18/05/2024	PROFESSIONAL FEES FOR SDWK V KIMBERLEY PRAWN COMPANY	1,309.00
EFT59476	31/05/2024	LAVENIA RATABUA	259.00
INV REIMB 2705	27/05/2024	UTILITY SUBSIDY REIMBURSEMENT	259.00
EFT59477	31/05/2024	AUST COMMUNICATIONS & MEDIA AUTHORITY	230.00
INV 503835642	29/05/2024	LICENSE RENEWAL TO 07/07/2025	230.00
EFT59478	31/05/2024	OUTBACK ELECTRICAL & AIRCON SERVICES	219.62
INV 8419	24/05/2024	TRADE TO FAULT ISSUE - INDUCTION COOK TOP - DERBY SHORT STAY	219.62
EFT59479	31/05/2024	NORTH WEST LOCKSMITH	80.00
INV 30389	20/05/2024	REKEY IGNITION 1DTA-733	80.00
EFT59480	31/05/2024	NORWESCOM TELECOMMUNICATIONS	798.64
INV 54391	21/02/2024	REPLACE DAMAGED DURESS RECEIVERS	798.64

EFT59481	31/05/2024	KIMBERLEY COUNTRY DEPARTMENT STORE	299.67
INV DB51635	21/05/2024	STAFF UNIFORMS FOR PEOPLE & CULTURE ADVISOR	299.67
EFT59482	31/05/2024	OCEAN TO OUTBACK ELECTRICAL PTY LTD	31,711.75
INV 2259	31/03/2024	SUPPLY OF FUEL TRAILER - NOVEMBER & DECEMBER 2023	10,476.25
INV 2271	31/03/2024	PROJECT MANAGEMENT FEES SEP 2023 - MAR 2024	21,235.50
EFT59483	31/05/2024	PAUL ANTHONY BICKERTON	1,554.86
INV ALLOW3105	31/05/2024	MAY 2024 COUNCILLOR ATTENDANCE FEE & ALLOWANCE	1,554.86
EFT59484	31/05/2024	DARWIN PLANT WHOLESALERS	3,032.70
INV 66986	28/05/2024	ASSORTMENT OF PLANTS AS PER ESTIMATE	3,032.70
EFT59485	31/05/2024	PETER JOHN MCCUMSTIE	7,274.28
INV ALLOW3105	31/05/2024	MAY 2024 PRESIDENT ATTENDANCE FEE & ALLOWANCES	7,274.28
EFT59486	31/05/2024	RONALD PIUS DELVIN	99.75
INV REIMB 2405	24/05/2024	REIMBURSEMENT - EMERGENCY FUEL PURCHASE - IMINTJI	99.75
EFT59487	31/05/2024	RUSTYS IGA	462.80
INV 012655	29/04/2024	HEALTHY SNACKS FOR YOUTH PROGRAM 22-27/04/2024	240.82
INV 016049	06/05/2024	HEALTHY SNACKS FOR YOUTH PROGRAM 09-12/05/2024	221.98
EFT59488	31/05/2024	TRAVIS HAYTO INVESTMENTS TAS SOCO STUDIOS	3,712.50
INV 5155	14/05/2024	SOCIAL MEDIA MANAGEMENT - APRIL 2024	3,712.50
EFT59489	31/05/2024	TYRON BRIDGE	295.00
INV REIMB0605	06/05/2024	REIMBURSE PURCHASE OF BATTERY	255.00
INV REIMB2105	21/05/2024	REIMBURSE BUS TICKET	40.00
EFT59490	31/05/2024	TARUNDA SUPERMARKET	1,879.10
INV 10113769	22/05/2024	FISH OPTION FOR FX EXPO 18/05/2024	111.20
INV 50162038	23/05/2024	FOOD SUPPLIES FOR RECONCILIATION WEEK VIRTUAL BREAKFAST 27/05/2024	1,767.90
EFT59491	31/05/2024	TRAVELWORLD BROOME	2,782.00
INV I000052081	16/04/2024	MOSQUITO MANAGEMENT TRAINING KNX 29/04 - 03/05/2024	2,300.00
INV I000042325	13/05/2024	FLIGHTS TO ATTEND WA MEN'S WELLBEING CONFERENCE 2024	482.00
EFT59492	31/05/2024	ANDREW JAMES TWADDLE	1,554.86
INV ALLOW3105	31/05/2024	MAY 2024 COUNCILLOR ATTENDANCE FEE & ALLOWANCE	1,554.86
EFT59493	31/05/2024	VISION POWER	1,679.59
INV 17320	21/05/2024	COMPLETE ELECTRICAL TEST AND ISSUE ESC	1,679.59
EFT59494	31/05/2024	WAYNE FOLEY	1,554.86
INV ALLOW3105	31/05/2024	MAY 2024 COUNCILLOR ATTENDANCE FEE & ALLOWANCE	1,554.86
EFT59495	31/05/2024	WEST KIMBERLEY AUTO ELECTRICAL	379.09
INV 14014	29/05/2024	N120MF BATTERY FOR AIRPORT BACK-UP GENERATOR	379.09

		TOTAL	\$2,984,235.63
--	--	-------	----------------

### FEE PAYMENTS – MUNI ACCOUNT

PAYMENT ID	DATES	CREDITOR / INVOICE DETAILS	AMOUNT
956	01/05/2024	EXC - EXCESS TRANSACTIONS FEE	11.60
956	02/05/2024	GHA - GREYHOUND AUSTRALIA	2,785.00
956	03/05/2024	DOT - DOT PAYMENT	5,496.95
956	03/05/2024	CMD - CHEQUE OR MERCHANT DEPOSITS FEE	978.94
956	03/05/2024	CMD - CHEQUE OR MERCHANT DEPOSITS FEE	154.42
956	03/05/2024	CMD - CHEQUE OR MERCHANT DEPOSITS FEE	49.50
956	06/05/2024	DOT - DOT PAYMENT	3,229.65
956	06/05/2024	BEX - BPOINT FEES	125.51
956	06/05/2024	BPY - BPAY FEES	77.00
956	08/05/2024	DOT - DOT PAYMENT	1,420.75
956	10/05/2024	DOT - DOT PAYMENT	796.25
956	01/05/2024	EXC - EXCESS TRANSACTIONS FEE	71.00
956	09/05/2024	GHA - GREYHOUND AUSTRALIA	3,649.00
956	13/05/2024	DOT - DOT PAYMENT	1,087.40
956	06/05/2024	MER - MERCHANT FEES	-1.00
956	06/05/2024	MER - MERCHANT FEES	1.00
956	07/05/2024	IINET - IINET 225211599 (\$109.99)	109.99
956	13/05/2024	AGRN - AGRN1044 DE LAGE LANDEN PTY LTD (IT LEASE)	2,119.94
956	13/05/2024	DOT - DOT PAYMENT	3,714.50
956	15/05/2024	DOT - DOT PAYMENT	1,253.95
956	15/05/2024	BEX - BPOINT FEES	32.14
956	16/05/2024	DOT - DOT PAYMENT	1,193.90
956	01/05/2024	EXC - EXCESS TRANSACTIONS FEE	38.95
956	16/05/2024	GHA - GREYHOUND AUSTRALIA	3,673.00
956	17/05/2024	DOT - DOT PAYMENT	4,590.55
956	20/05/2024	DOT - DOT PAYMENT	1,722.30
956	22/05/2024	DOT - DOT PAYMENT	4,217.15
956	23/05/2024	BAS4 - ATO - IAS PAYMENT - PAYG WITHHOLDING	119,855.00
956	24/05/2024	BAS4 - ATO - IAS PAYMENT - PAYG WITHHOLDING	129,853.00
956	23/05/2024	GHA - GREYHOUND AUSTRALIA	4,297.57

956	23/05/2024	DOT - DOT PAYMENT	4,483.20
956	26/05/2024	DOT - DOT PAYMENT	1,017.80
956	27/05/2024	DOT - DOT PAYMENT	1,282.10
956	28/05/2024	DOT - DOT PAYMENT	0.30
956	29/05/2024	BAS1A - ATO - BAS PAYMENT - GST COLLECTED - 1A	
956	29/05/2024	BAS1B - ATO - BAS PAYMENT - GST PAID - 1B	
956	29/05/2024	BAS7D - ATO - BAS PAYMENT - FUEL TAX CREDIT - 7D	
956	29/05/2024	DOT - DOT PAYMENT	3,705.65
956	30/05/2024	GHA - GREYHOUND AUSTRALIA	3,617.00
956	30/05/2024	DOT - DOT PAYMENT	1,975.35
956	01/05/2024	MER - MERCHANT FEES	166.60
956	01/05/2024	MER - MERCHANT FEES	32.00
956	01/05/2024	MER - MERCHANT FEES	29.95
956	01/05/2024	DOT - DOT PAYMENT	7866.8
956	02/05/2024	DOT - DOT PAYMENT	2468.25
DD21802.1	16/05/2024	HORIZON POWER - ACCOUNT PAYMENTS	2,743.62
INV 207319	30/04/2024	LOT 175 EMANUEL WAY, FX FOR 10/02/2024 TO 10/04/2024	1,959.86
INV 349785	30/04/2024	LOT 231 GREAT NORTHERN HIGHWAY, FX FOR 10/02/2024 TO 10/04/2024	306.57
INV 421774	30/04/2024	LOT 199 FORREST RD, FX FOR 10/02/2024 TO 10/04/2024	477.19
DD21817.1	10/05/2024	MANAGED IT PTY LTD	6,615.18
INV 173498	03/05/2024	MANAGED SERVER FOR MAY 2024	6,615.18
DD21826.1	07/05/2024	AWARE SUPER	38,951.38
INV SUPER	07/05/2024	SUPERANNUATION	32,221.32
INV DEDUCTION	07/05/2024	PAYROLL DEDUCTION	531.09
INV DEDUCTION	07/05/2024	PAYROLL DEDUCTION	4,635.03
INV DEDUCTION	07/05/2024	PAYROLL DEDUCTION	400.00
INV DEDUCTION	07/05/2024	PAYROLL DEDUCTION	499.63
INV DEDUCTION	07/05/2024	PAYROLL DEDUCTION	166.31
INV DEDUCTION	07/05/2024	PAYROLL DEDUCTION	498.00
DD21826.2	07/05/2024	STUDENT SUPER PROFESSIONAL SUPER	444.98
INV SUPER	07/05/2024	SUPERANNUATION	444.98
DD21826.3	07/05/2024	MLC SUPER FUND	1,470.24
INV SUPER	07/05/2024	SUPERANNUATION	1,470.24
DD21826.4	07/05/2024	THE TRUSTEE FOR SUPER RETIREMENT FUND SELECT SUPER	835.43
INV SUPER	07/05/2024	SUPERANNUATION	601.51

INV DEDUCTION	07/05/2024	PAYROLL DEDUCTION	233.92
DD21826.5	07/05/2024	GUILD SUPER	417.05
INV SUPER	07/05/2024	SUPERANNUATION	417.05
DD21826.6	07/05/2024	THE EQUIPSUPER SUPERANNUATION FUND	401.75
INV SUPER	07/05/2024	SUPERANNUATION	401.75
DD21826.7	07/05/2024	BRIGHTER SUPER SUNCORP EMPLOYEE SUPER PLAN	3,086.89
INV SUPER	07/05/2024	SUPERANNUATION	2,425.20
INV DEDUCTION	07/05/2024	PAYROLL DEDUCTION	661.69
DD21826.8	07/05/2024	ING SUPERANNUATION FUND	385.24
INV SUPER	07/05/2024	SUPERANNUATION	385.24
DD21826.9	07/05/2024	FUTURE SUPER	411.27
INV SUPER	07/05/2024	SUPERANNUATION	411.27
DD21829.1	19/05/2024	HORIZON POWER - ACCOUNT PAYMENTS	4,082.70
INV 152662	03/05/2024	LOT 1326 GIBB RIVER RD, DERBY FOR 15/02/2024 TO 15/04/2024	145.47
INV 167790	03/05/2024	LOT 1326 WINDJANA RD, DERBY FOR 15/02/2024 TO 15/04/2024	1,079.60
INV 335373	03/05/2024	7 MILLARD ST, DERBY FOR 15/02/2024 TO 15/04/2024	2,734.57
INV 416399	03/05/2024	11 CORKWOOD CT, DERBY FOR 15/02/2024 TO 15/04/2024	123.06
DD21835.1	09/05/2024	ANZ COMMERCIAL CARD SERVICES CENTRE	21,864.30
INV ANZ AOH	09/05/2024	COMMERCIAL CREDIT CARD FOR 13/03/2024 TO 14/04/2024	10,901.09
INV ANZ WNE	09/05/2024	COMMERCIAL CREDIT CARD FOR 13/03/2024 TO 14/04/2024	59.45
INV ANZ LAR	09/05/2024	COMMERCIAL CREDIT CARD FOR 13/03/2024 TO 14/04/2024	9,058.98
INV ANZ JSK	09/05/2024	COMMERCIAL CREDIT CARD FOR 13/03/2024 TO 14/04/2024	1,569.78
INV ANZ CREDIT	09/05/2024	OFFSET CREDIT FOR REFUND 13/03/2024 TO 14/04/2024	275.00
DD21836.1	13/05/2024	WESTERN AUSTRALIAN TREASURY CORPORATION	2,023,254.52
INV 250936	13/05/2024	DEAL NO. 250936 DISASTER FLOOD DAMAGE CLAIMS AIRSTRIP REFURB	2,023,254.52
DD21842.1	21/05/2024	THE SHELL COMPANY OF AUSTRALIA LIMITED	4,848.76
INV FUEL - APR24	30/04/2024	SHELL FUEL - APR 2024	4,848.76
DD21846.1	31/05/2024	HORIZON POWER - ACCOUNT PAYMENTS	118.32
INV 107820	15/05/2024	UNIT A/84 DURACK ST, CAMBALLIN FOR 27/02/2024 TO 26/04/2024	118.32
DD21847.1	06/05/2024	HOUSING AUTHORITY	4,440.00
INV 0605-1	06/05/2024	RENT - (REF 37731396)	1,040.00
INV 0605-2	06/05/2024	RENT - (REF 37334286)	1,000.00
INV 0605-3	06/05/2024	RENT - (REF 37985347)	480.00
INV 0605-4	06/05/2024	RENT - (REF 37350866)	480.00
INV 0605-5	06/05/2024	RENT - (REF 38033342)	480.00

INV 0605-6	06/05/2024	RENT - (REF 39177792)	480.00
INV 0605-7	06/05/2024	RENT - (REF 39759761)	480.00
DD21866.1	21/05/2024	AWARE SUPER	37,376.22
INV SUPER	21/05/2024	SUPERANNUATION	30,558.68
INV DEDUCTION	21/05/2024	PAYROLL DEDUCTION	531.09
INV DEDUCTION	21/05/2024	PAYROLL DEDUCTION	4,722.95
INV DEDUCTION	21/05/2024	PAYROLL DEDUCTION	400.00
INV DEDUCTION	21/05/2024	PAYROLL DEDUCTION	497.75
INV DEDUCTION	21/05/2024	PAYROLL DEDUCTION	167.75
INV DEDUCTION	21/05/2024	PAYROLL DEDUCTION	498.00
DD21866.2	21/05/2024	STUDENT SUPER PROFESSIONAL SUPER	444.98
INV SUPER	21/05/2024	SUPERANNUATION	444.98
DD21866.3	21/05/2024	MLC SUPER FUND	1,625.39
INV SUPER	21/05/2024	SUPERANNUATION	1,625.39
DD21866.4	21/05/2024	THE TRUSTEE FOR SUPER RETIREMENT FUND SELECT SUPER	835.43
INV SUPER	21/05/2024	SUPERANNUATION	601.51
INV DEDUCTION	21/05/2024	PAYROLL DEDUCTION	233.92
DD21866.5	21/05/2024	GUILD SUPER	417.05
INV SUPER	21/05/2024	SUPERANNUATION	417.05
DD21866.6	21/05/2024	THE EQUIPSUPER SUPERANNUATION FUND	395.62
INV SUPER	21/05/2024	SUPERANNUATION	395.62
DD21866.7	21/05/2024	BRIGHTER SUPER SUNCORP EMPLOYEE SUPER PLAN	3,086.87
INV SUPER	21/05/2024	SUPERANNUATION	2,425.18
INV DEDUCTION	21/05/2024	PAYROLL DEDUCTION	661.69
DD21866.8	21/05/2024	ING SUPERANNUATION FUND	385.24
INV SUPER	21/05/2024	SUPERANNUATION	385.24
DD21866.9	21/05/2024	FUTURE SUPER	411.27
INV SUPER	21/05/2024	SUPERANNUATION	411.27
DD21877.1	27/05/2024	HOUSING AUTHORITY	1,160.00
INV 27052024	27/05/2024	RENT - (REF 41046646)	1,160.00
DD21878.1	13/05/2024	BOND ADMINISTRATOR	1,460.00
INV BOND 26990/24	13/05/2024	RENTAL BOND FOR 33 KNOWSLEY ST E, DERBY - 26990/24	620.00
INV BOND 26991/24	13/05/2024	RENTAL BOND FOR 2/9 ASHLEY ST ,DERBY - 26991/24	280.00
INV BOND 26030/24	13/05/2024	RENTAL BOND FOR 13B HOLMAN ST, DERBY - 26030/24	280.00
INV BOND 26327/24	13/05/2024	RENTAL BOND FOR 74B FALLON RD, FX - 26327/24	280.00

<b>DD21878.2</b>	<b>14/05/2024</b>	<b>BOND ADMINISTRATOR</b>	<b>1,460.00</b>
INV BOND 26474/24	14/05/2024	RENTAL BOND FOR 1/20 CLARENDON ST, DERBY - 26474/24	540.00
INV BOND 27064/24	14/05/2024	RENTAL BOND FOR 19B WOOLLYBUTT CNR, DERBY - 27064/24	360.00
INV BOND 26521/24	14/05/2024	RENTAL BOND FOR 5/9 ASHLEY ST, DERBY - 26521/24	280.00
INV BOND 26473/24	14/05/2024	RENTAL BOND FOR 15A KNOWSLEY ST E, DERBY - 26473/24	280.00
<b>DD21879.1</b>	<b>28/05/2024</b>	<b>WESTERN AUSTRALIAN TREASURY CORPORATION</b>	<b>14,018.27</b>
INV LOAN	28/05/2024	LOAN 136 (49507) CAPITAL PAYMENT - STAFF HOUSING	14,018.27
<b>DD21898.1</b>	<b>30/05/2024</b>	<b>WATER CORPORATION</b>	<b>2,064.34</b>
INV 9021175409	30/05/2024	UNIT 1 / 20 CLARENDON ST, DERBY FOR 18/03/2024 TO 13/05/2024	379.82
INV 9021175433	30/05/2024	UNIT 2 / 20 CLARENDON ST, DERBY FOR 18/03/2024 TO 13/05/2024	288.03
INV 9021175417	30/05/2024	UNIT 3 / 20 CLARENDON ST, DERBY FOR 18/03/2024 TO 13/05/2024	364.20
INV 9021175425	30/05/2024	UNIT 4 / 20 CLARENDON ST, DERBY FOR 18/03/2024 TO 13/05/2024	264.60
INV 9021175396	30/05/2024	UNIT 5 / 20 CLARENDON ST, DERBY FOR 18/03/2024 TO 13/05/2024	358.34
INV 9021175329	30/05/2024	UNIT 6 / 20 CLARENDON ST, DERBY FOR 18/03/2024 TO 13/05/2024	299.75
INV 9022168905	30/05/2024	20 CLARENDON ST, DERBY FOR 18/03/2024 TO 13/05/2024	109.60
<b>DD21914.1</b>	<b>31/05/2024</b>	<b>BOND ADMINISTRATOR</b>	<b>2,000.00</b>
INV BOND 30845/24	31/05/2024	RENTAL BOND FOR 117 ROWAN ST, DERBY - 30845/24	540.00
INV BOND 30798/24	31/05/2024	RENTAL BOND FOR 1/9 ASHLEY ST, DERBY - 30798/24	540.00
INV BOND 30815/24	31/05/2024	RENTAL BOND FOR 9 TOWER PL, DERBY - 30815/24	360.00
INV BOND 30802/24	31/05/2024	RENTAL BOND FOR 15B KNOWSLEY ST E, DERBY - 30802/24	280.00
INV BOND 30800/24	31/05/2024	RENTAL BOND FOR 4/9 ASHLEY ST, DERBY - 30800/24	280.00
<b>DD21826.10</b>	<b>07/05/2024</b>	<b>MACQUARIE WRAP EMPLOYER SUPERANNUATION</b>	<b>1,611.11</b>
INV SUPER	07/05/2024	SUPERANNUATION	1,160.00
INV DEDUCTION	07/05/2024	PAYROLL DEDUCTION	451.11
<b>DD21826.11</b>	<b>07/05/2024</b>	<b>ONEPATH LIFE- ANZ SUPER ADVANTAGE</b>	<b>650.93</b>
INV SUPER	07/05/2024	SUPERANNUATION	650.93
<b>DD21826.12</b>	<b>07/05/2024</b>	<b>AUSTRALIAN SUPER</b>	<b>8,037.88</b>
INV SUPER	07/05/2024	SUPERANNUATION	6,885.42
INV DEDUCTION	07/05/2024	PAYROLL DEDUCTION	190.28
INV DEDUCTION	07/05/2024	PAYROLL DEDUCTION	627.37
INV DEDUCTION	07/05/2024	PAYROLL DEDUCTION	334.81
<b>DD21826.13</b>	<b>07/05/2024</b>	<b>GANESHA SUPER</b>	<b>719.11</b>
INV SUPER	07/05/2024	SUPERANNUATION	719.11
<b>DD21826.14</b>	<b>07/05/2024</b>	<b>HESTA</b>	<b>307.82</b>
INV SUPER	07/05/2024	SUPERANNUATION	307.82

DD21826.15	07/05/2024	MLC MASTERKEY SUPER	334.27
INV SUPER	07/05/2024	SUPERANNUATION	334.27
DD21826.16	07/05/2024	AUSTRALIAN ETHICAL RETAIL SUPERANNUATION FUND	211.71
INV SUPER	07/05/2024	SUPERANNUATION	211.71
DD21826.17	07/05/2024	COLONIAL FIRST STATE INVESTMENTS LIMITED	83.17
INV SUPER	07/05/2024	SUPERANNUATION	83.17
DD21826.18	07/05/2024	REST SUPERANNUATION	5,118.70
INV SUPER	07/05/2024	SUPERANNUATION	4,358.41
INV DEDUCTION	07/05/2024	PAYROLL DEDUCTION	475.64
INV DEDUCTION	07/05/2024	PAYROLL DEDUCTION	284.65
DD21826.19	07/05/2024	FORMULAE1 PTY LTD ATF ISAIAH4110 SUPERANNUATION FUND	381.22
INV DEDUCTION	07/05/2024	PAYROLL DEDUCTION	106.74
INV SUPER	07/05/2024	SUPERANNUATION	274.48
DD21826.20	07/05/2024	HOST PLUS SUPERANNUATION FUND	4,345.07
INV SUPER	07/05/2024	SUPERANNUATION	3,806.94
INV DEDUCTION	07/05/2024	PAYROLL DEDUCTION	300.00
INV DEDUCTION	07/05/2024	PAYROLL DEDUCTION	238.13
DD21826.21	07/05/2024	FIRSTWRAP PLUS SUPER AND PENSION	1,218.46
INV DEDUCTION	07/05/2024	PAYROLL DEDUCTION	341.17
INV SUPER	07/05/2024	SUPERANNUATION	877.29
DD21826.22	07/05/2024	CBUS SUPERANNUATION	957.25
INV DEDUCTION	07/05/2024	PAYROLL DEDUCTION	268.03
INV SUPER	07/05/2024	SUPERANNUATION	689.22
DD21826.23	07/05/2024	AUSTRALIAN RETIREMENT TRUST SUPER SAVINGS	1,908.97
INV DEDUCTION	07/05/2024	PAYROLL DEDUCTION	283.83
INV SUPER	07/05/2024	SUPERANNUATION	1,625.14
DD21826.24	07/05/2024	Q SUPER	876.21
INV DEDUCTION	07/05/2024	PAYROLL DEDUCTION	185.47
INV SUPER	07/05/2024	SUPERANNUATION	690.74
DD21826.25	07/05/2024	MLC NOMINEES PTY LTD	197.84
INV DEDUCTION	07/05/2024	PAYROLL DEDUCTION	197.84
DD21866.10	21/05/2024	MACQUARIE WRAP EMPLOYER SUPERANNUATION	1,611.11
INV SUPER	21/05/2024	SUPERANNUATION	1,160.00
INV DEDUCTION	21/05/2024	PAYROLL DEDUCTION	451.11
DD21866.11	21/05/2024	ONEPATH LIFE- ANZ SUPER ADVANTAGE	650.93

INV SUPER	21/05/2024	SUPERANNUATION	650.93
<b>DD21866.12</b>	<b>21/05/2024</b>	<b>AUSTRALIAN SUPER</b>	<b>7,714.72</b>
INV SUPER	21/05/2024	SUPERANNUATION	6,649.29
INV DEDUCTION	21/05/2024	PAYROLL DEDUCTION	190.28
INV DEDUCTION	21/05/2024	PAYROLL DEDUCTION	627.37
INV DEDUCTION	21/05/2024	PAYROLL DEDUCTION	247.78
<b>DD21866.13</b>	<b>21/05/2024</b>	<b>GANESHA SUPER</b>	<b>719.11</b>
INV SUPER	21/05/2024	SUPERANNUATION	719.11
<b>DD21866.14</b>	<b>21/05/2024</b>	<b>HESTA</b>	<b>307.82</b>
INV SUPER	21/05/2024	SUPERANNUATION	307.82
<b>DD21866.15</b>	<b>21/05/2024</b>	<b>MLC MASTERKEY SUPER</b>	<b>250.88</b>
INV SUPER	21/05/2024	SUPERANNUATION	250.88
<b>DD21866.16</b>	<b>21/05/2024</b>	<b>AUSTRALIAN ETHICAL RETAIL SUPERANNUATION FUND</b>	<b>211.71</b>
INV SUPER	21/05/2024	SUPERANNUATION	211.71
<b>DD21866.17</b>	<b>21/05/2024</b>	<b>COLONIAL FIRST STATE INVESTMENTS LIMITED</b>	<b>415.88</b>
INV SUPER	21/05/2024	SUPERANNUATION	415.88
<b>DD21866.18</b>	<b>21/05/2024</b>	<b>REST SUPERANNUATION</b>	<b>5,457.71</b>
INV SUPER	21/05/2024	SUPERANNUATION	4,697.42
INV DEDUCTION	21/05/2024	PAYROLL DEDUCTION	475.64
INV DEDUCTION	21/05/2024	PAYROLL DEDUCTION	284.65
<b>DD21866.19</b>	<b>21/05/2024</b>	<b>FORMULAE1 PTY LTD ATF ISAIAH4110 SUPERANNUATION FUND</b>	<b>377.75</b>
INV DEDUCTION	21/05/2024	PAYROLL DEDUCTION	105.77
INV SUPER	21/05/2024	SUPERANNUATION	271.98
<b>DD21866.20</b>	<b>21/05/2024</b>	<b>HOST PLUS SUPERANNUATION FUND</b>	<b>4,171.55</b>
INV SUPER	21/05/2024	SUPERANNUATION	3,633.42
INV DEDUCTION	21/05/2024	PAYROLL DEDUCTION	300.00
INV DEDUCTION	21/05/2024	PAYROLL DEDUCTION	238.13
<b>DD21866.21</b>	<b>21/05/2024</b>	<b>FIRSTWRAP PLUS SUPER AND PENSION</b>	<b>1,218.43</b>
INV DEDUCTION	21/05/2024	PAYROLL DEDUCTION	341.16
INV SUPER	21/05/2024	SUPERANNUATION	877.27
<b>DD21866.22</b>	<b>21/05/2024</b>	<b>CBUS SUPERANNUATION</b>	<b>957.25</b>
INV DEDUCTION	21/05/2024	PAYROLL DEDUCTION	268.03
INV SUPER	21/05/2024	SUPERANNUATION	689.22
<b>DD21866.23</b>	<b>21/05/2024</b>	<b>AUSTRALIAN RETIREMENT TRUST SUPER SAVINGS</b>	<b>1,908.96</b>
INV DEDUCTION	21/05/2024	PAYROLL DEDUCTION	283.83

INV SUPER	21/05/2024	SUPERANNUATION	1,625.13
DD21866.24	21/05/2024	Q SUPER	639.15
INV DEDUCTION	21/05/2024	PAYROLL DEDUCTION	118.05
INV SUPER	21/05/2024	SUPERANNUATION	521.10
DD21866.25	21/05/2024	MLC NOMINEES PTY LTD	196.88
INV DEDUCTION	21/05/2024	PAYROLL DEDUCTION	196.88
PE07/05/2024	7/05/2024	NET PAY	341,069.81
PE21/05/2024	21/05/2024	NET PAY	355,702.91
		TOTAL	\$2,558,531.78

**12.2 STATEMENT OF FINANCIAL ACTIVITY MAY 2024****File Number:** 5179**Author:** Aaron Gloor, Senior Finance Officer**Responsible Officer:** Tamara Clarkson, Deputy Chief Executive Officer**Authority/Discretion:** Legislative**SUMMARY**

This report provides a summary of Council's financial position for the period ending 31 May 2024.

**DISCLOSURE OF ANY INTEREST**

Nil by Author and Responsible Officer.

**BACKGROUND**

Local governments are required to prepare, on a monthly basis, a statement of financial activity that reports on the Shire's financial performance in relation to its adopted/amended budget.

The Shire's financial reporting framework provides Council, management and employees with a broad overview of the Shire's wide financial position.

**STATUTORY ENVIRONMENT**

In accordance with the *Local Government Act 1995* and *Local Government (Financial Management) Regulations 1996*, a Statement of Financial Activity is required to be presented to Council as a minimum requirement.

Section 6.4 of the *Local Government Act 1995* provides for the preparation of financial reports.

In accordance with Regulation 34 (5) of the *Local Government (Financial Management) Regulations 1996*, a report must be compiled on variances greater than the materiality threshold adopted by Council of \$30,000 or 10% whichever is the greater. As this report is composed at a program level, variance commentary considers the most significant items that comprise the variance.

**POLICY IMPLICATIONS**

F3 – Significant Accounting Policies

F4 – Sundry Debtors Collection

F5 – Outstanding Rates Collection

F13 – Reserve Accounts

F16 – Cash Flow Management

F17 – Investments

**FINANCIAL IMPLICATIONS**

Expenditure for the period ending has been incurred in accordance with the 2023/24 Annual Budget as adopted by Council at its meeting held 17 August 2023 (Resolution No. 79/23). The budget is structured on financial viability and sustainability principles.

**STRATEGIC IMPLICATIONS**

GOAL	OUR PRIORITIES	WE WILL
1. Leadership and Governance	1.2 Capable, inclusive and effective organisation	1.2.2 Provide strong governance

**RISK MANAGEMENT CONSIDERATIONS**

RISK	LIKELIHOOD	CONSEQUENCE	RISK ANALYSIS	MITIGATION
<b>Financial:</b> The Shire is exposed to a number of financial risks. Most of these risks exist in respect to recurrent revenue streams which are required to meet current service levels. Any reduction in these revenue stream into the future is likely to have an impact on the Shire's ability to meet service levels or asset renewal funding requirements, unless the Shire can replace this revenue or alternatively reduce costs.	Possible	Moderate	Medium	The completion of the Monthly Financial Activity Statement report is a control that monitors this risk.

**CONSULTATION**

Internal consultation within the Corporate Services Department.

External consultation with Moore Australia.

**COMMENT**

Financial integrity is essential to the operational viability of the Shire but also as the custodian of community assets and service provision. An ability to monitor and report on financial operations, activities and capital projects is imperative to ensure that financial risk is managed at acceptable levels.

The ability for the Shire to remain financially sustainable is a significant strategy for a region that is continually under pressure from the pastoral industry, private enterprise and State Government obligations for the ongoing development of infrastructure and services.

Any material variances are highlighted in the Operating Statement and included by way of note to the Operating Statement (as attached).

Priorities identified in the monthly report are addressed below.

Topic - Item	Explanation	Action Required	Shire Comment
General Ledger - Allocations	Flood related expenditure has been expended as operating expenditure (materials and contracts) during the 23/24 financial year with no corresponding budget allocation.	We recommend reviewing allocations to confirm the expenditure is operating and not capital. Should the allocation be correct a budget amendment is required to authorise further expenditure.	Flood related expenditure was difficult to estimate at the time the 2024/25 budget was prepared. A review of the budget has since occurred and was addressed in the Mid-Year Budget Review, adopted in March 2024.
Capital Expenditure – YTD Actual	Expenditure allocated to the Swim Areas buildings and other rec facilities has exceeded budgeted expenditure.  Flood damage capital expenditure has been allocated to one account and not according to the various accounts as established in the budget.	We recommend review of expenditure to date. If no misallocations have occurred, a budget amendment is required.	Finance team continue to review and will update accordingly.
Other Liabilities – Contract Liabilities	Contract liabilities have not yet been correctly processed to be recognised as revenue where the liability exists.	The process to determine the balance of contract liabilities is currently in progress and will be completed before the year end. After the assessment has been made contract liabilities will be processed to recognise revenue where required to avoid a material misstatement in the annual financial report.	Moore has been engaged to review and update accordingly.
Grants – Flood Damage	Grants for flood damage have not been recognised against their allocated budgets.	This matter is connected to the point raised above. Flood damage income and expenditure are being reviewed to avoid a material misstatement in the annual financial report.	Moore has been engaged to review and update accordingly

Topic - item	Explanation	Action Required	Shire Comment
Fixed Assets – Depreciation	Depreciation is higher than budgeted.	We recommend depreciation rates in the register are reviewed and amended where required as per management policies and the recent valuation report.	This will now be reviewed as part of our EOFY process.

**VOTING REQUIREMENT**

Simple majority

**ATTACHMENTS****1. Monthly Financial Statement****RESOLUTION 83/24****Moved: Cr Geoff Haerewa****Seconded: Cr Andrew Twaddle****That Council receives the Monthly Financial Management Reports incorporating the Statement of Financial Activity for the period ending 31 May 2024.**In Favour: Mr Peter McCumstie and Crs Geoff Haerewa, Brett Angwin, Paul Bickerton, Geoff Davis, Brian Ellison, Wayne Foley, Kerrissa O'Meara and Andrew TwaddleAgainst: Nil**CARRIED 9/0**

**Moore Australia**

Level 15, Exchange Tower,  
2 The Esplanade, Perth, WA 6000  
PO Box 5785, St Georges Terrace, WA  
6831

T +61 8 9225 5355

F +61 8 9225 6181

[www.moore-australia.com.au](http://www.moore-australia.com.au)

17 June 2024

Mrs Amanda Dexter  
Chief Executive Officer  
Shire of Derby/West Kimberley  
PO Box 94  
**DERBY WA 6728**

Dear Amanda

**MATTERS IDENTIFIED DURING COMPILATION OF STATUTORY MONTHLY FINANCIAL REPORT FOR THE PERIOD ENDED 31 MAY 2024**

We advise we have completed the compilation of your statutory monthly financial report for the period ended 31 May 2024 and identified certain matters additional to those identified in the compilation report we wish to bring to your attention.

We are required under APES 315 *Compilation of Financial Information* to report certain matters in our compilation report and we draw your attention to the note regarding basis of preparation. Other matters which arise during our compilation we wish to bring to your attention are raised in the following pages of this letter along with suggestions to resolve these issues.

It should be appreciated, our procedures are designed primarily to enable us to compile the monthly financial report and therefore may not bring to light all weaknesses in systems and procedures, or all financial matters of interest to management and council, which may exist. However, we aim to use our knowledge of the shire's financial operations gained during our work to make comments and suggestions, which, we hope, will be useful to you. We acknowledge we have been engaged to resolve a number of the matters identified.

Should you wish to discuss any matter relating to our service or any other matter, please do not hesitate to contact us.

Yours sincerely

Russell Barnes  
Director  
[Moore Australia \(WA\) Pty Ltd](#)



Shire of Derby/West Kimberley

Period ended 31 May 2024

Topic	Item	First Identified	Explanation	Action Required	Priority
General ledger	Allocations	October 2023	Flood related expenditure has been expended as operating expenditure (materials and contracts) during the 23/24 financial year with no corresponding budget allocation.	The allocation of expenditure is currently being undertaken to determine whether the expenditure is operating and not capital. Should the allocation be correct a budget amendment is required to authorise further expenditure.	High
Capital expenditure	YTD actual	March 2024	Expenditure allocated to the Swim Areas buildings and other rec facilities has exceeded budgeted expenditure.  Flood damage capital expenditure has been allocated to one account and not according to the various accounts as established in the budget.	We recommend a review of expenditure to date, to determine expenditure is correctly recorded within the capital account. If no misallocations have occurred and the current balance is correct, a budget amendment adopted by an absolute majority of Council may be required to authorise further expenditure occurring.	High
Other liabilities	Contract liabilities	March 2024	Contract liabilities for the current year have not been correctly processed to be recognised as revenue where the liability exists.	The process to determine the balance of contract liabilities is currently in progress and will be completed before the year end. After which assessment has been made contract liabilities will be processed to recognise revenue where required to avoid a material misstatement in the annual financial report.	High
Grants	Flood damage	March 2024	Grants for flood damage have not been recognised against their allocated budgets.	This matter is connected to the point raised above. Flood damage income and expenditure are being reviewed to avoid a material misstatement in the annual financial report.	High
Fixed assets	Depreciation	March 2024	Depreciation is higher than budgeted.	We recommend depreciation rates in the register are reviewed and amended where required as per management policies and the recent valuation report.	Medium

**Moore Australia**

Level 15, Exchange Tower,  
2 The Esplanade, Perth, WA 6000  
PO Box 5785, St Georges Terrace, WA  
6831

T +61 8 9225 5355  
F +61 8 9225 6181

[www.moore-australia.com.au](http://www.moore-australia.com.au)

17 June 2024

Mrs Amanda Dexter  
Chief Executive Officer  
Shire of Derby/West Kimberley  
PO Box 94  
**DERBY WA 6728**

Dear Amanda

**COMPILATION REPORT TO SHIRE OF DERBY/WEST KIMBERLEY**

We have compiled the accompanying special purpose financial report of Shire of Derby/West Kimberley which comprise the statement of financial position as at 31 May 2024, the statement of financial activity, notes providing statement of financial activity supporting information, explanation of material variances for the year then ended and a summary of material accounting policy information. These have been prepared in accordance with *Local Government Act 1995* and associated regulations as described in Note 1 to the financial report. The specific purpose for which the special purpose financial statements have been prepared is also set out in Note 1 of the financial report. We have provided the supplementary information Shire of Derby/West Kimberley as at 31 May 2024 and for the period then ended based on the records of Shire of Derby/West Kimberley

**THE RESPONSIBILITY OF SHIRE OF DERBY/WEST KIMBERLEY**

The CEO of Shire of Derby/West Kimberley is solely responsible for information contained in the special purpose financial report and supplementary information, the reliability, accuracy and completeness of the information and for the determination that the basis of accounting used is appropriate to meet their needs and for the purpose that the financial report was prepared.

**OUR RESPONSIBILITY**

On the basis of information provided by Shire of Derby/West Kimberley we have compiled the accompanying special purpose financial report in accordance with the requirements of *APES 315 Compilation of Financial Information* and the *Local Government Act 1995*, associated regulations and to the extent that they are not inconsistent with the *Local Government Act 1995*, the Australian Accounting Standards.

We have applied our expertise in accounting and financial reporting to compile these financial statements in accordance with the basis of accounting described in Note 1 to the financial report except for the matters of non-compliance with the basis of preparation identified with Note 1 of the financial report. We have complied with the relevant ethical requirements of *APES 110 Code of Ethics for Professional Accountants*.

Supplementary information attached to the financial report has been extracted from the records of Shire of Derby/West Kimberley and information presented in the special purpose financial report.

**ASSURANCE DISCLAIMER**

Since a compilation engagement is not an assurance engagement, we are not required to verify the reliability, accuracy or completeness of the information provided to us by management to compile these financial statements. Accordingly, we do not express an audit opinion or a review conclusion on these financial statements.

The special purpose financial report was compiled exclusively for the benefit of Shire of Derby/West Kimberley who are responsible for the reliability, accuracy and completeness of the information used to compile them. Accordingly, the special purpose financial report may not be suitable for other purposes. We do not accept responsibility for the contents of the special purpose financial report.

A handwritten signature in black ink, appearing to read 'Russell Barnes'.

Russell Barnes  
Director  
[Moore Australia \(WA\) Pty Ltd](#)

**SHIRE OF DERBY-WEST KIMBERLEY****MONTHLY FINANCIAL REPORT****(Containing the required statement of financial activity and statement of financial position)****For the period ended 31 May 2024*****LOCAL GOVERNMENT ACT 1995******LOCAL GOVERNMENT (FINANCIAL MANAGEMENT) REGULATIONS 1996*****TABLE OF CONTENTS**

Statement of Financial Activity	2
Statement of Financial Position	3
Note 1     Basis of Preparation	4
Note 2     Statement of Financial Activity Information	5
Note 3     Explanation of Material Variances	6

**SHIRE OF DERBY-WEST KIMBERLEY  
STATEMENT OF FINANCIAL ACTIVITY  
FOR THE PERIOD ENDED 31 MAY 2024**

Note	Amended Budget Estimates (a) \$	YTD Budget Estimates (b) \$	YTD Actual (c) \$	Variance* \$ (c) - (b) \$	Variance* % ((c) - (b))/(b) %	Var.
<b>OPERATING ACTIVITIES</b>						
<b>Revenue from operating activities</b>						
General rates	8,687,508	8,675,842	<b>8,667,661</b>	(8,181)	(0.09%)	
Rates excluding general rates	458,580	458,580	<b>448,659</b>	(9,921)	(2.16%)	
Grants, subsidies and contributions	20,626,150	17,415,809	<b>10,679,205</b>	(6,736,604)	(38.68%)	▼
Fees and charges	5,589,579	5,278,559	<b>5,476,742</b>	198,183	3.75%	▲
Interest revenue	188,500	171,391	<b>219,192</b>	47,801	27.89%	▲
Other revenue	781,028	697,021	<b>1,708,207</b>	1,011,186	145.07%	▲
Profit on asset disposals	16,890	16,890	<b>16,890</b>	0	0.00%	
	<b>36,348,235</b>	<b>32,714,092</b>	<b>27,216,556</b>	(5,497,536)	(16.80%)	
<b>Expenditure from operating activities</b>						
Employee costs	(14,303,714)	(13,059,622)	<b>(12,300,762)</b>	758,860	5.81%	▲
Materials and contracts	(27,465,972)	(22,689,787)	<b>(21,346,397)</b>	1,343,390	5.92%	▲
Utility charges	(910,422)	(810,275)	<b>(843,096)</b>	(32,821)	(4.05%)	▼
Depreciation	(7,502,775)	(6,874,780)	<b>(9,810,450)</b>	(2,935,670)	(42.70%)	▼
Finance costs	(89,360)	(60,721)	<b>(52,713)</b>	8,008	13.19%	▲
Insurance	(1,386,383)	(1,039,787)	<b>(1,335,474)</b>	(295,687)	(28.44%)	▼
Other expenditure	(1,307,089)	(1,094,063)	<b>(703,481)</b>	390,582	35.70%	▲
Loss on asset disposals	(37,048)	(37,048)	<b>(37,048)</b>	0	0.00%	
	<b>(53,002,763)</b>	<b>(45,666,083)</b>	<b>(46,429,421)</b>	(763,338)	(1.67%)	
Non-cash amounts excluded from operating activities	2(b) 7,522,933	6,894,938	<b>9,830,608</b>	2,935,670	42.58%	▲
<b>Amount attributable to operating activities</b>	<b>(9,131,595)</b>	<b>(6,057,053)</b>	<b>(9,382,257)</b>	(3,325,204)	(54.90%)	
<b>INVESTING ACTIVITIES</b>						
<b>Inflows from investing activities</b>						
Proceeds from capital grants, subsidies and contributions	28,522,710	26,110,612	<b>4,295,439</b>	(21,815,173)	(83.55%)	▼
Proceeds from disposal of assets	73,500	73,500	<b>73,500</b>	0	0.00%	
	<b>28,596,210</b>	<b>26,184,112</b>	<b>4,368,939</b>	(21,815,173)	(83.31%)	
<b>Outflows from investing activities</b>						
Payments for property, plant and equipment	(10,724,038)	(9,841,946)	<b>(2,688,179)</b>	7,153,767	72.69%	▲
Payments for construction of infrastructure	(24,474,972)	(22,435,283)	<b>(6,680,760)</b>	15,754,523	70.22%	▲
	<b>(35,199,010)</b>	<b>(32,277,229)</b>	<b>(9,368,939)</b>	22,908,290	70.97%	
<b>Amount attributable to investing activities</b>	<b>(6,602,800)</b>	<b>(6,093,117)</b>	<b>(5,000,000)</b>	1,093,117	17.94%	
<b>FINANCING ACTIVITIES</b>						
<b>Inflows from financing activities</b>						
Proceeds from new debentures	10,000,000	5,000,000	<b>5,000,000</b>	0	0.00%	
	<b>10,000,000</b>	<b>5,000,000</b>	<b>5,000,000</b>	0	0.00%	
<b>Outflows from financing activities</b>						
Repayment of borrowings	(395,335)	(2,237,288)	<b>(2,237,288)</b>	0	0.00%	
Transfer to reserves	(483,324)	0	<b>0</b>	0	0.00%	
	<b>(878,659)</b>	<b>(2,237,288)</b>	<b>(2,237,288)</b>	0	0.00%	
<b>Amount attributable to financing activities</b>	<b>9,121,341</b>	<b>2,762,712</b>	<b>2,762,712</b>	0	0.00%	
<b>MOVEMENT IN SURPLUS OR DEFICIT</b>						
Surplus or deficit at the start of the financial year	6,613,054	6,613,054	<b>6,613,054</b>	0	0.00%	
Amount attributable to operating activities	(9,131,595)	(6,057,053)	<b>(9,382,257)</b>	(3,325,204)	(54.90%)	▼
Amount attributable to investing activities	(6,602,800)	(6,093,117)	<b>(5,000,000)</b>	1,093,117	17.94%	▲
Amount attributable to financing activities	9,121,341	2,762,712	<b>2,762,712</b>	0	0.00%	
<b>Surplus or deficit after imposition of general rates</b>	<b>0</b>	<b>(2,774,404)</b>	<b>(5,006,491)</b>	(2,232,087)	(80.45%)	▼

**KEY INFORMATION**

▲ ▼ Indicates a variance between Year to Date (YTD) Budget and YTD Actual data as per the adopted materiality threshold.

\* Refer to Note 3 for an explanation of the reasons for the variance.

This statement is to be read in conjunction with the accompanying Financial Statements and Notes.

**SHIRE OF DERBY-WEST KIMBERLEY  
STATEMENT OF FINANCIAL POSITION  
FOR THE PERIOD ENDED 31 MAY 2024**

	<b>Actual 30 June 2023</b>	<b>Actual as at 31 May 2024</b>
	<b>\$</b>	<b>\$</b>
<b>CURRENT ASSETS</b>		
Cash and cash equivalents	11,819,687	1,656,072
Trade and other receivables	2,207,236	2,762,054
Inventories	50,780	33,828
Other assets	313,412	0
<b>TOTAL CURRENT ASSETS</b>	<b>14,391,115</b>	<b>4,451,954</b>
<b>NON-CURRENT ASSETS</b>		
Trade and other receivables	118,798	118,798
Property, plant and equipment	47,313,725	48,720,548
Infrastructure	304,315,196	302,373,204
<b>TOTAL NON-CURRENT ASSETS</b>	<b>351,747,719</b>	<b>351,212,550</b>
<b>TOTAL ASSETS</b>	<b>366,138,834</b>	<b>355,664,504</b>
<b>CURRENT LIABILITIES</b>		
Trade and other payables	4,993,032	2,019,389
Other liabilities	1,192,405	5,902,576
Borrowings	237,288	3,000,000
Employee related provisions	963,120	963,120
Other provisions	56,144	0
<b>TOTAL CURRENT LIABILITIES</b>	<b>7,441,989</b>	<b>11,885,085</b>
<b>NON-CURRENT LIABILITIES</b>		
Borrowings	2,447,455	2,447,455
Employee related provisions	97,550	97,550
Other provisions	5,533,378	5,533,378
<b>TOTAL NON-CURRENT LIABILITIES</b>	<b>8,078,383</b>	<b>8,078,383</b>
<b>TOTAL LIABILITIES</b>	<b>15,520,372</b>	<b>19,963,468</b>
<b>NET ASSETS</b>	<b>350,618,462</b>	<b>335,701,036</b>
<b>EQUITY</b>		
Retained surplus	66,807,204	51,889,778
Reserve accounts	975,801	975,801
Revaluation surplus	282,835,457	282,835,457
<b>TOTAL EQUITY</b>	<b>350,618,462</b>	<b>335,701,036</b>

This statement is to be read in conjunction with the accompanying notes.

**SHIRE OF DERBY-WEST KIMBERLEY  
NOTES TO THE STATEMENT OF FINANCIAL ACTIVITY  
FOR THE PERIOD ENDED 31 MAY 2024**

**1 BASIS OF PREPARATION AND SIGNIFICANT ACCOUNTING POLICIES**

**BASIS OF PREPARATION**

This prescribed financial report has been prepared in accordance with the *Local Government Act 1995* and accompanying regulations.

**Local Government Act 1995 requirements**

Section 6.4(2) of the *Local Government Act 1995* read with the *Local Government (Financial Management) Regulations 1996*, prescribe that the financial report be prepared in accordance with the *Local Government Act 1995* and, to the extent that they are not inconsistent with the Act, the Australian Accounting Standards. The Australian Accounting Standards (as they apply to local governments and not-for-profit entities) and Interpretations of the Australian Accounting Standards Board were applied where no inconsistencies exist.

The *Local Government (Financial Management) Regulations 1996* specify that vested land is a right-of-use asset to be measured at cost, and is considered a zero cost concessionary lease. All right-of-use assets under zero cost concessionary leases are measured at zero cost rather than at fair value, except for vested improvements on concessionary land leases such as roads, buildings or other infrastructure which continue to be reported at fair value, as opposed to the vested land which is measured at zero cost. The measurement of vested improvements at fair value is a departure from AASB 16 which would have required the Shire to measure any vested improvements at zero cost.

*Local Government (Financial Management) Regulations 1996*, regulation 34 prescribes contents of the financial report. Supporting information does not form part of the financial report.

Accounting policies which have been adopted in the preparation of this financial report have been consistently applied unless stated otherwise. Except for cash flow and rate setting information, the financial report has been prepared on the accrual basis and is based on historical costs, modified, where applicable, by the measurement at fair value of selected non-current assets, financial assets and liabilities.

**THE LOCAL GOVERNMENT REPORTING ENTITY**

All funds through which the Shire controls resources to carry on its functions have been included in the financial statements forming part of this financial report.

All monies held in the Trust Fund are excluded from the financial statements.

**Judgements and estimates**

The preparation of a financial report in conformity with Australian Accounting Standards requires management to make judgements, estimates and assumptions that effect the application of policies and reported amounts of assets and liabilities, income and expenses.

The estimates and associated assumptions are based on historical experience and various other factors believed to be reasonable under the circumstances; the results of which form the basis of making the judgements about carrying values of assets and liabilities that are not readily apparent from other sources. Actual results may differ from these estimates.

The balances, transactions and disclosures impacted by accounting estimates are as follows:

- estimated fair value of certain financial assets
- impairment of financial assets
- estimation of fair values of land and buildings, infrastructure and investment property
- estimated of fair value of provisions

**SIGNIFICANT ACCOUNTING POLICES**

Significant accounting policies utilised in the preparation of these statements are as described within the 2023-24 Annual Budget. Please refer to the adopted budget document for details of these policies.

**PREPARATION TIMING AND REVIEW**

Date prepared: All known transactions up to 11 June 2024

**SHIRE OF DERBY-WEST KIMBERLEY**  
**NOTES TO THE STATEMENT OF FINANCIAL ACTIVITY**  
**FOR THE PERIOD ENDED 31 MAY 2024**

**2 STATEMENT OF FINANCIAL ACTIVITY INFORMATION**

		Amended Budget Opening 1 July 2023	Actual as at 30 June 2023	Actual as at 31 May 2024
(a) Net current assets used in the Statement of Financial Activity	Note			
<b>Current assets</b>		\$	\$	\$
Cash and cash equivalents		12,346,041	11,819,687	1,656,07
Trade and other receivables		1,888,134	2,207,236	2,762,05
Inventories		59,048	50,780	33,82
Other assets		0	313,412	
		14,293,223	14,391,115	4,451,95
<b>Less: current liabilities</b>				
Trade and other payables		(3,290,325)	(4,993,032)	(2,019,385)
Other liabilities		0	(1,192,405)	(5,902,576)
Borrowings		(395,335)	(237,288)	(3,000,000)
Employee related provisions		(691,514)	(963,120)	(963,120)
Other provisions		0	(56,144)	
		(4,377,174)	(7,441,989)	(11,885,085)
<b>Net current assets</b>		<b>9,916,049</b>	<b>6,949,126</b>	<b>(7,433,131)</b>
<b>Less: Total adjustments to net current assets</b>	2(c)	(178,025)	(336,072)	2,426,64
<b>Closing funding surplus / (deficit)</b>		<b>9,738,024</b>	<b>6,613,054</b>	<b>(5,006,491)</b>

**(b) Non-cash amounts excluded from operating activities**

The following non-cash revenue and expenditure has been excluded from operating activities within the Statement of Financial Activity in accordance with *Financial Management Regulation 32*.

**Non-cash amounts excluded from operating activities**

**Adjustments to operating activities**

	Amended Budget Estimates 30 June 2024	YTD Budget Estimates 31 May 2024	YTD Actual 31 May 2024
	\$	\$	\$
Less: Profit on asset disposals	(16,890)	(16,890)	(16,890)
Add: Loss on asset disposals	37,048	37,048	37,048
Add: Depreciation	7,502,775	6,874,780	9,810,45
<b>Total non-cash amounts excluded from operating activities</b>	<b>7,522,933</b>	<b>6,894,938</b>	<b>9,830,60</b>

**(c) Current assets and liabilities excluded from budgeted deficiency**

The following current assets and liabilities have been excluded from the net current assets used in the Statement of Financial Activity in accordance with *Financial Management Regulation 32* to agree to the surplus/(deficit) after imposition of general rates.

**Adjustments to net current assets**

	Amended Budget Opening 1 July 2023	Actual as at 30 June 2023	Actual as at 31 May 2024
	\$	\$	\$
Less: Reserve accounts	(975,801)	(975,801)	(975,801)
Add: Current liabilities not expected to be cleared at the end of the year			
- Current portion of borrowings	395,335	237,288	3,000,00
- Current portion of employee benefit provisions held in reserve	402,441	402,441	402,44
<b>Total adjustments to net current assets</b>	<b>(178,025)</b>	<b>(336,072)</b>	<b>2,426,64</b>

**CURRENT AND NON-CURRENT CLASSIFICATION**

In the determination of whether an asset or liability is current or non-current, consideration is given to the time when each asset or liability is expected to be settled. Unless otherwise stated assets or liabilities are classified as current if expected to be settled within the next 12 months, being the Council's operational cycle.

**SHIRE OF DERBY-WEST KIMBERLEY  
NOTES TO THE STATEMENT OF FINANCIAL ACTIVITY  
FOR THE PERIOD ENDED 31 MAY 2024**

**3 EXPLANATION OF MATERIAL VARIANCES**

The material variance thresholds are adopted annually by Council as an indicator of whether the actual expenditure or revenue varies from the year to date actual materially.

The material variance adopted by Council for the 2023-24 year is \$30,000 or 10.00% whichever is the greater.

Description	Var. \$ \$	Var. % %	
<b>Revenue from operating activities</b>			
<b>Grants, subsidies and contributions</b>	(6,736,604)	(38.68%)	▼
AGRN 1044 - Recovery funding has not been received. Budgeted contributions have not been received.			
<b>Fees and charges</b>	198,183	3.75%	▲
Airport revenue, building fees and tipping fees higher than YTD budget.			
<b>Interest revenue</b>	47,801	27.89%	▲
Interest earnings are higher than annual budget.			
<b>Other revenue</b>	1,011,186	145.07%	▲
Licensing commission. Unbudgeted revenue for reimbursements and donations including insurance reimbursements			
<b>Expenditure from operating activities</b>			
<b>Employee costs</b>	758,860	5.81%	▲
Employee costs are lower than budget due to vacancies.			
<b>Materials and contracts</b>	1,343,390	5.92%	▲
YTD Budget is profiled as 11/12th of the annual budget. Unbudgeted expenditure for flood damage AGRN 1044.			
<b>Utility charges</b>	(32,821)	(4.05%)	▼
Electricity costs higher than annual budget.			
<b>Depreciation</b>	(2,935,670)	(42.70%)	▼
Roads Depreciation is higher than annual budget			
<b>Finance costs</b>	8,008	13.19%	▲
Loan Interest Repayments - accrued interest treatment			
<b>Insurance</b>	(295,687)	(28.44%)	▼
Staff Housing and WATER - Insurance are higher than YTD budget recovered as other revenue			
<b>Other expenditure</b>	390,582	35.70%	▲
AGRN 1044 expenditure is lower than YTD budget.			
<b>Non-cash amounts excluded from operating activities</b>	2,935,670	42.58%	▲
Depreciation and asset disposals.			
<b>Inflows from investing activities</b>			
<b>Proceeds from capital grants, subsidies and contributions</b>	(21,815,173)	(83.55%)	▼
Funding not yet received: Various road grants, Staff Housing \$1.2m, Recreation \$2.2m, Aerodrome \$3m Flood AGRN \$12m			
<b>Outflows from investing activities</b>			
<b>Payments for property, plant and equipment</b>	7,153,767	72.69%	▲
YTD Budget is profiled as 11/12th of the annual budget. Plant purchases, staff housing.			
<b>Payments for construction of infrastructure</b>	15,754,523	70.22%	▲
YTD Budget is profiled as 11/12th of the annual budget. Aerodrome and Road flood damage works.			
<b>Surplus or deficit after imposition of general rates</b>	(2,232,087)	(80.45%)	▼
Due to variances described above			

**SHIRE OF DERBY-WEST KIMBERLEY****SUPPLEMENTARY INFORMATION****TABLE OF CONTENTS**

1	Key Information	2
2	Key Information - Graphical	3
3	Cash and Financial Assets	4
4	Reserve Accounts	5
5	Capital Acquisitions	6
6	Disposal of Assets	8
7	Receivables	9
8	Other Current Assets	10
9	Payables	11
10	Rate Revenue	12
11	Borrowings	13
12	Other Current Liabilities	14
13	Grants and contributions	15
14	Capital grants and contributions	16
15	Trust Fund	17
16	Budget Amendments	18

**SHIRE OF DERBY-WEST KIMBERLEY  
SUPPLEMENTARY INFORMATION  
FOR THE PERIOD ENDED 31 MAY 2024**

**1 KEY INFORMATION**

**Funding Surplus or Deficit Components**

Funding surplus / (deficit)				
	Amended Budget	YTD Budget (a)	YTD Actual (b)	Var. \$ (b)-(a)
Opening	\$6.61 M	\$6.61 M	\$6.61 M	\$0.00 M
Closing	\$0.00 M	(\$2.77 M)	(\$5.01 M)	(\$2.23 M)
Refer to Statement of Financial Activity				

Cash and cash equivalents		
	\$1.66 M	% of total
Unrestricted Cash	\$0.68 M	41.1%
Restricted Cash	\$0.98 M	58.9%
Refer to 3 - Cash and Financial Assets		

Payables		
	\$2.02 M	% Outstanding
Trade Payables	\$1.23 M	
0 to 30 Days		91.6%
Over 30 Days		8.4%
Over 90 Days		2.8%
Refer to 9 - Payables		

Receivables		
	\$1.42 M	% Collected
Rates Receivable	\$1.35 M	85.4%
Trade Receivable	\$1.42 M	% Outstanding
Over 30 Days		35.6%
Over 90 Days		19.3%
Refer to 7 - Receivables		

**Key Operating Activities**

<b>Amount attributable to operating activities</b>			
Amended Budget	YTD Budget (a)	YTD Actual (b)	Var. \$ (b)-(a)
(\$9.13 M)	(\$6.06 M)	(\$9.38 M)	(\$3.33 M)
Refer to Statement of Financial Activity			

<b>Rates Revenue</b>			<b>Grants and Contributions</b>			<b>Fees and Charges</b>		
YTD Actual	\$8.67 M	% Variance	YTD Actual	\$10.68 M	% Variance	YTD Actual	\$5.48 M	% Variance
YTD Budget	\$8.68 M	(0.1%)	YTD Budget	\$17.42 M	(38.7%)	YTD Budget	\$5.28 M	3.8%
Refer to 10 - Rate Revenue			Refer to 13 - Grants and Contributions			Refer to Statement of Financial Activity		

**Key Investing Activities**

<b>Amount attributable to investing activities</b>			
Amended Budget	YTD Budget (a)	YTD Actual (b)	Var. \$ (b)-(a)
(\$6.60 M)	(\$6.09 M)	(\$5.00 M)	\$1.09 M
Refer to Statement of Financial Activity			

<b>Proceeds on sale</b>			<b>Asset Acquisition</b>			<b>Capital Grants</b>		
YTD Actual	\$0.07 M	%	YTD Actual	\$6.68 M	% Spent	YTD Actual	(\$3.95 M)	% Received
Amended Budget	\$0.07 M	0.0%	Amended Budget	\$24.47 M	(72.7%)	Amended Budget	\$25.13 M	(115.7%)
Refer to 6 - Disposal of Assets			Refer to 5 - Capital Acquisitions			Refer to 5 - Capital Acquisitions		

**Key Financing Activities**

<b>Amount attributable to financing activities</b>			
Amended Budget	YTD Budget (a)	YTD Actual (b)	Var. \$ (b)-(a)
\$9.12 M	\$2.76 M	\$2.76 M	\$0.00 M
Refer to Statement of Financial Activity			

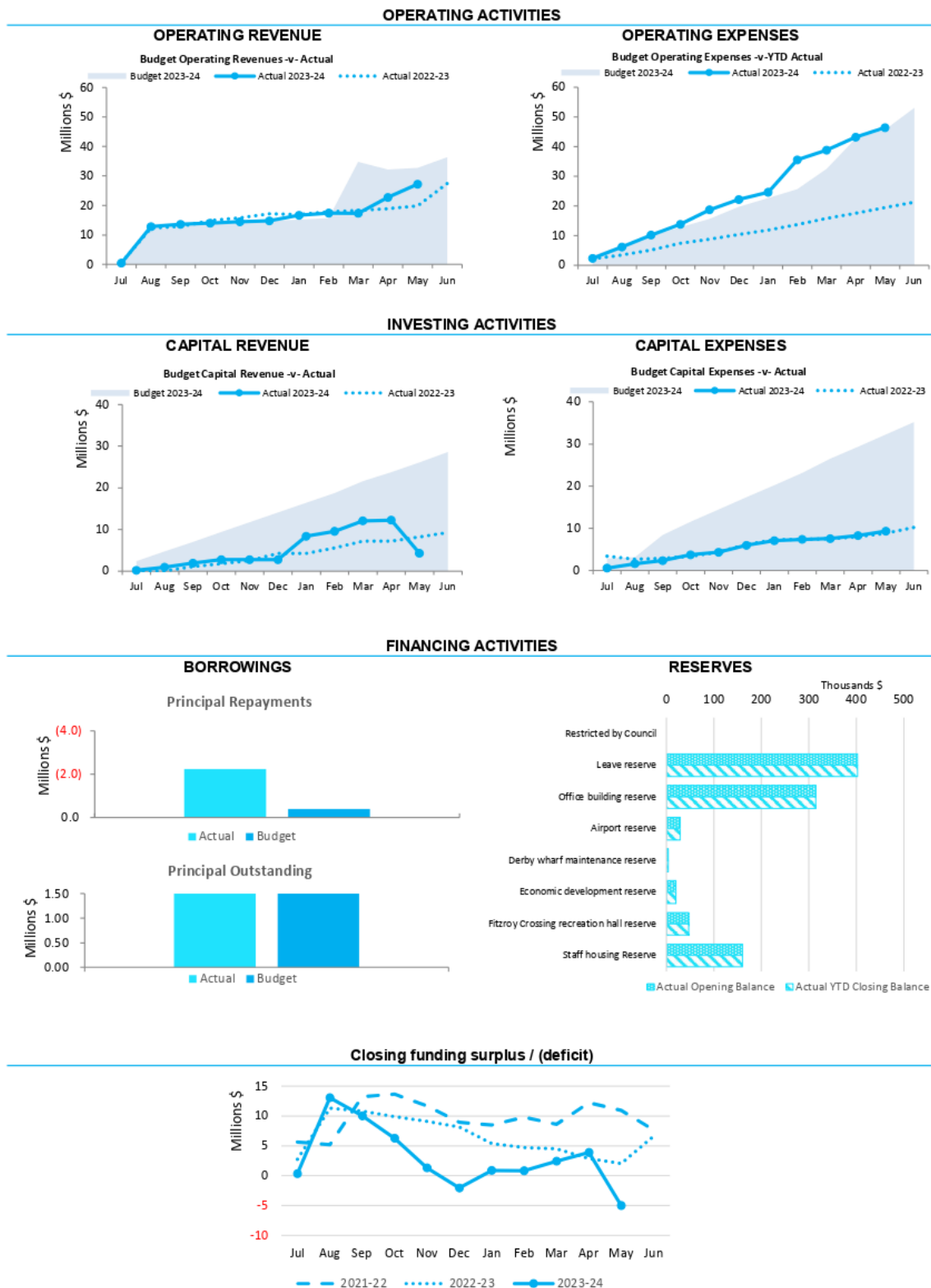
  

<b>Borrowings</b>		<b>Reserves</b>	
Principal repayments	(\$2.24 M)	Reserves balance	\$0.98 M
Interest expense	(\$0.05 M)	Interest earned	\$0.00 M
Principal due	\$5.45 M		
Refer to 11 - Borrowings		Refer to 4 - Cash Reserves	

This information is to be read in conjunction with the accompanying Financial Statements and notes.

**SHIRE OF DERBY-WEST KIMBERLEY  
SUPPLEMENTARY INFORMATION  
FOR THE PERIOD ENDED 31 MAY 2024**

**2 KEY INFORMATION - GRAPHICAL**



This information is to be read in conjunction with the accompanying Financial Statements and Notes.

**SHIRE OF DERBY-WEST KIMBERLEY  
SUPPLEMENTARY INFORMATION  
FOR THE PERIOD ENDED 31 MAY 2024**

**3 CASH AND FINANCIAL ASSETS**

Description	Classification	Unrestricted	Restricted	Total Cash	Trust	Institution	Interest Rate	Maturity Date
		\$	\$	\$	\$			
Cash On Hand	Cash and cash equivalents	2,450	0	2,450	0	Cash on Hand	Nil	Nil
Municipal Bank Account	Cash and cash equivalents	447,858	0	447,858	0	ANZ	Variable	Nil
CBA Bank Acc - Fitzroy Deposits	Cash and cash equivalents	146,076	0	146,076	0	CBA	Nil	Nil
Municipal Investment Account	Cash and cash equivalents	83,887	0	83,887	0	ANZ	Variable	Nil
Reserve Bank Account	Financial assets at amortised cost	0	975,801	975,801	0	ANZ	4.83%	Jul-24
Trust Cash at Bank	Cash and cash equivalents	0	0	0	295,981	ANZ	Nil	Nil
<b>Total</b>		<b>680,271</b>	<b>975,801</b>	<b>1,656,072</b>	<b>295,981</b>			
<b>Comprising</b>								
Cash and cash equivalents		680,271	0	680,271	295,981			
Financial assets at amortised cost		0	975,801	975,801	0			
		<b>680,271</b>	<b>975,801</b>	<b>1,656,072</b>	<b>295,981</b>			


**KEY INFORMATION**

Cash and cash equivalents include cash on hand, cash at bank, deposits available on demand with banks and other short term highly liquid investments with original maturities of three months or less that are readily convertible to known amounts of cash and which are subject to an insignificant risk of changes in value. Bank overdrafts are reported as short term borrowings in current liabilities in the statement of net current assets.

The local government classifies financial assets at amortised cost if both of the following criteria are met:

- the asset is held within a business model whose objective is to collect the contractual cashflows, and
- the contractual terms give rise to cash flows that are solely payments of principal and interest.

Financial assets at amortised cost held with registered financial institutions are listed in this note other financial assets at amortised cost are provided in Note 4 - Other assets.



SHIRE OF DERBY-WEST KIMBERLEY  
SUPPLEMENTARY INFORMATION  
FOR THE PERIOD ENDED 31 MAY 2024

4 RESERVE ACCOUNTS

Reserve name	Budget Opening Balance	Budget Interest Earned	Budget Transfers In (+)	Budget Transfers Out (-)	Budget Closing Balance	Actual Opening Balance	Actual Interest Earned	Actual Transfers In (+)	Actual Transfers Out (-)	Actual YTD Closing Balance
	\$	\$	\$	\$	\$	\$	\$	\$	\$	\$
<b>Restricted by Council</b>										
Leave reserve	402,441	0	0	0	402,441	402,441	0	0	0	402,441
Office building reserve	314,511	0	0	0	314,511	314,511	0	0	0	314,511
Airport reserve	28,456	0	0	0	28,456	28,456	0	0	0	28,456
Derby wharf maintenance reserve	3,721	0	0	0	3,721	3,721	0	0	0	3,721
Economic development reserve	19,936	0	0	0	19,936	19,936	0	0	0	19,936
Fitzroy Crossing recreation hall reserve	46,771	0	0	0	46,771	46,771	0	0	0	46,771
Staff housing Reserve	159,965	0	483,324	0	643,289	159,965	0	0	0	159,965
	<b>975,801</b>	<b>0</b>	<b>483,324</b>	<b>0</b>	<b>1,459,125</b>	<b>975,801</b>	<b>0</b>	<b>0</b>	<b>0</b>	<b>975,801</b>

**SHIRE OF DERBY-WEST KIMBERLEY  
SUPPLEMENTARY INFORMATION  
FOR THE PERIOD ENDED 31 MAY 2024**

**INVESTING ACTIVITIES**

**5 CAPITAL ACQUISITIONS**

<b>Capital acquisitions</b>	<b>Amended Budget</b>	<b>YTD Budget (a)</b>	<b>YTD Actual (b)</b>	<b>Variance (b - a)</b>
	<b>\$</b>	<b>\$</b>	<b>\$</b>	<b>\$</b>
Buildings	9,362,500	8,586,425	1,979,504	(6,606,921)
Furniture & Equipment	222,577	205,910	130,518	(75,392)
Plant & Equipment	1,138,961	1,049,611	578,157	(471,454)
<b>Acquisition of property, plant and equipment</b>	<b>10,724,038</b>	<b>9,841,946</b>	<b>2,688,179</b>	<b>(7,153,767)</b>
Infrastructure Roads	17,445,488	15,991,635	5,446,359	(10,545,276)
Infrastructure Footpaths	79,734	73,084	66,253	(6,831)
Infrastructure Drainage	8,500	7,792	8,500	708
Infrastructure Parks & Ovals	100,000	91,663	2,757	(88,906)
Infrastructure Airports	3,000,000	2,750,000	0	(2,750,000)
Infrastructure - Wharf	50,000	45,826	0	(45,826)
Infrastructure Other	3,791,250	3,475,283	1,156,891	(2,318,392)
<b>Acquisition of infrastructure</b>	<b>24,474,972</b>	<b>22,435,283</b>	<b>6,680,760</b>	<b>(15,754,523)</b>
<b>Total capital acquisitions</b>	<b>35,199,010</b>	<b>32,277,229</b>	<b>9,368,939</b>	<b>(22,908,290)</b>
<b>Capital Acquisitions Funded By:</b>				
Capital grants and contributions	25,125,510	26,110,612	(3,947,683)	(30,058,295)
Borrowings	10,000,000	5,000,000	5,000,000	0
Other (disposals & C/Fwd)	73,500	73,500	73,500	0
Contribution - operations	0	1,093,117	8,243,122	7,150,005
<b>Capital funding total</b>	<b>35,199,010</b>	<b>32,277,229</b>	<b>9,368,939</b>	<b>(22,908,290)</b>

**SIGNIFICANT ACCOUNTING POLICIES**

Each class of fixed assets within either plant and equipment or infrastructure, is carried at cost or fair value as indicated less, where applicable, any accumulated depreciation and impairment losses.

Assets for which the fair value as at the date of acquisition is under \$5,000 are not recognised as an asset in accordance with *Financial Management Regulation 17A (5)*. These assets are expensed immediately.

Where multiple individual low value assets are purchased together as part of a larger asset or collectively forming a larger asset exceeding the threshold, the individual assets are recognised as one asset and capitalised.

**Initial recognition and measurement for assets held at cost**

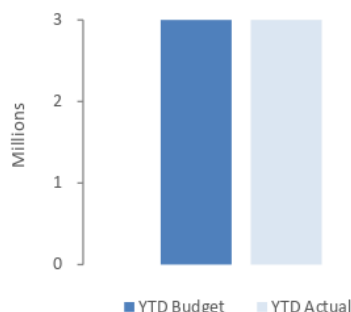
Plant and equipment including furniture and equipment is recognised at cost on acquisition in accordance with *Financial Management Regulation 17A*. Where acquired at no cost the asset is initially recognise at fair value. Assets held at cost are depreciated and assessed for impairment annually.

**Initial recognition and measurement between**

**mandatory revaluation dates for assets held at fair value**

In relation to this initial measurement, cost is determined as the fair value of the assets given as consideration plus costs incidental to the acquisition. For assets acquired at zero cost or otherwise significantly less than fair value, cost is determined as fair value at the date of acquisition. The cost of non-current assets constructed by the Shire includes the cost of all materials used in construction, direct labour on the project and an appropriate proportion of variable and fixed overheads.

**Payments for Capital Acquisitions**



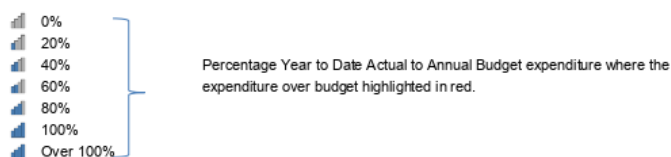
SHIRE OF DERBY-WEST KIMBERLEY  
SUPPLEMENTARY INFORMATION  
FOR THE PERIOD ENDED 31 MAY 2024

INVESTING ACTIVITIES

5 CAPITAL ACQUISITIONS - DETAILED

Capital expenditure total

Level of completion indicators



Level of completion indicator, please see table at the end of this note for further detail.

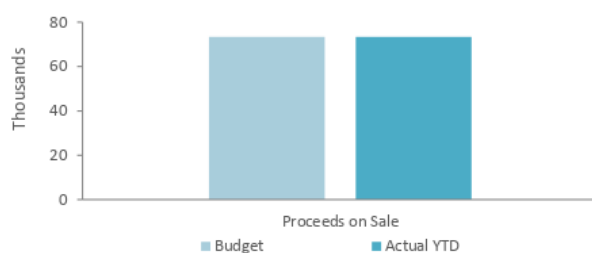
	Account Description	Current Budget	Amended Year to Date Budget	Year to Date Actual	Variance (Under)/Over
<b>Capital Expenditure</b>					
<b>Buildings</b>					
	4050210 ANIMAL - Building (Capital)	5,000	4,576	0	(4,576)
	4080710 WELFARE - Building (Capital)	10,000	10,000	9,854	(146)
	4090110 STF HOUSE - Building (Capital)	7,550,500	6,921,292	1,446,048	(5,475,243)
	4110110 HALLS - Building (Capital)	0	0	1,323	1,323
	4110210 SWIM AREAS - Building (Capital)	407,000	373,076	412,822	39,746
	4110610 HERITAGE - Building (Capital)	210,000	192,489	15,391	(177,098)
	4120110 ROADC - Building (Capital)	0	0	7,187	7,187
	4130210 TOUR - Building (Capital)	20,000	18,326	440	(17,886)
	4140210 ADMIN - Building (Capital)	9,000	9,000	6,268	(2,732)
	4140310 PWO - Building (Capital)	420,000	385,000	0	(385,000)
	4140311 PWO - Building Derby & Fitroy New Accommodation (Capital)	700,000	641,667	0	(641,667)
	4040110 MEMBERS - Building (Capital)	0	0	5,234	5,234
	4120610 AERO - Building (Capital)	31,000	31,000	3,692	(27,308)
	4110310 REC - Other Rec Facilities Building (Capital)	0	0	71,245	71,245
	<b>Buildings Total</b>	<b>9,362,500</b>	<b>8,586,425</b>	<b>1,979,504</b>	<b>(6,606,920)</b>
<b>Furniture &amp; Equipment</b>					
	4040130 MEMBERS - Plant & Equipment (Capital)	22,577	22,577	22,815	238
	4040240 OTH GOV - Furniture & Equipment (Capital)	200,000	183,333	107,703	(75,630)
	<b>Furniture &amp; Equipment Total</b>	<b>222,577</b>	<b>205,910</b>	<b>130,518</b>	<b>(75,392)</b>
<b>Plant &amp; Equipment</b>					
	4070430 HEALTH - Plant & Equipment (Capital)	20,150	20,150	20,150	0
	4070730 OTH HEALTH - Plant & Equipment (Capital)	46,682	46,682	58,773	12,091
	4080730 WELFARE - Plant & Equipment (Capital)	50,646	46,420	0	(46,420)
	4110330 REC - Plant & Equipment (Capital)	0	0	49,306	49,306
	4120130 ROADC - Plant & Equipment (Capital)	209,409	191,958	161,390	(30,568)
	4140330 PWO - Plant and Equipment (Capital)	812,074	744,401	288,538	(455,862)
	<b>Plant &amp; Equipment Total</b>	<b>1,138,961</b>	<b>1,049,611</b>	<b>578,157</b>	<b>(471,454)</b>
<b>Infrastructure Roads</b>					
	4120140 ROADC - Roads Built Up Area - Council Funded	912,000	835,989	117,464	(718,525)
	4120142 ROADC - Roads Outside BUA - Gravel - Council Funded	3,379,284	3,097,655	1,226,013	(1,871,642)
	4120156 ROADC - Roads Built Up Area - Flood Damage	0	0	22,947	22,947
	4120158 ROADC - Roads Outside BUA - Gravel - Flood Damage	0	0	4,079,935	4,079,935
	4120175 ROADC - Airports (Capital)	350,000	320,826	0	(320,826)
	4120176 ROADC - EPAR Works AGRN 951 (Capital)	2,500,000	2,291,663	0	(2,291,663)
	4120177 ROADC - Emergency Works AGRN 1044 (Capital)	9,845,800	9,025,313	0	(9,025,313)
	4120178 ROADC - Reseal Streets Derby & FX (Capital)	260,000	238,326	0	(238,326)
	4120179 ROADC - DBCA Funds Works (Capital)	198,404	181,863	0	(181,863)
	<b>Infrastructure Roads Total</b>	<b>17,445,488</b>	<b>15,991,635</b>	<b>5,446,359</b>	<b>(10,545,276)</b>
<b>Infrastructure Footpaths</b>					
	4120171 ROADC - Footpath Repairs (Capital)	79,734	73,084	66,253	(6,831)
	<b>Infrastructure Footpaths Total</b>	<b>79,734</b>	<b>73,084</b>	<b>66,253</b>	<b>(6,831)</b>
<b>Infrastructure Drainage</b>					
	4120164 ROADC - Drainage (Capital)	8,500	7,792	8,500	708
	<b>Infrastructure Drainage Total</b>	<b>8,500</b>	<b>7,792</b>	<b>8,500</b>	<b>708</b>
<b>Infrastructure Parks &amp; Ovals</b>					
	4090170 STF HOUSE - Infrastructure Parks & Garden (Capital)	100,000	91,663	2,757	(88,906)
	<b>Infrastructure Parks &amp; Ovals Total</b>	<b>100,000</b>	<b>91,663</b>	<b>2,757</b>	<b>(88,906)</b>
<b>Infrastructure Airports</b>					
	4120691 AERO - Infrastructure Airport (Capital)	3,000,000	2,750,000	0	(2,750,000)
	<b>Infrastructure Airports Total</b>	<b>3,000,000</b>	<b>2,750,000</b>	<b>0</b>	<b>(2,750,000)</b>
<b>Infrastructure - Wharf</b>					
	4120791 WATER - Infrastructure Wharf (Capital)	50,000	45,826	0	(45,826)
	<b>Infrastructure - Wharf Total</b>	<b>50,000</b>	<b>45,826</b>	<b>0</b>	<b>(45,826)</b>
<b>Infrastructure Other</b>					
	4040290 OTH GOV - Infrastructure Other (Capital)	185,000	169,576	156,279	(13,297)
	4090190 STF HOUSE - Infrastructure Other (Capital)	500,000	458,326	4,455	(453,871)
	4110370 REC - Infrastructure Parks & Gardens (Capital)	200,000	183,333	41,394	(141,939)
	4110390 REC - Infrastructure Other (Capital)	2,461,250	2,256,146	823,206	(1,432,939)
	4120190 ROADC - Infrastructure Other (Capital)	75,000	68,750	33,589	(35,161)
	4120690 AERO - Infrastructure Other (Capital) - Aerodromes	10,000	9,163	29,700	20,537
	4120710 WATER - Building (Capital)	20,000	18,326	1,530	(16,796)
	4120790 WATER - Infrastructure Other (Capital)	40,000	36,663	39,060	2,397
	4140390 PWO - Infrastructure Other (Capital)	300,000	275,000	27,678	(247,322)
	<b>Infrastructure Other Total</b>	<b>3,791,250</b>	<b>3,475,283</b>	<b>1,156,891</b>	<b>(2,318,391)</b>
	<b>Grand Total</b>	<b>35,199,010</b>	<b>32,277,229</b>	<b>9,368,939</b>	<b>(22,908,287)</b>

**SHIRE OF DERBY-WEST KIMBERLEY  
SUPPLEMENTARY INFORMATION  
FOR THE PERIOD ENDED 31 MAY 2024**

**OPERATING ACTIVITIES**

**6 DISPOSAL OF ASSETS**

Asset Ref.	Asset description	Budget				YTD Actual			
		Net Book	Proceeds	Profit	(Loss)	Net Book	Proceeds	Profit	(Loss)
		Value				Value			
		\$	\$	\$	\$	\$	\$	\$	\$
	<b>Plant and equipment</b>								
4966	Kubota F3680 Mower	0	5,400	5,400	0	0	5,400	5,400	
5038	2013 Tip Truck	75,048	38,000	0	(37,048)	75,048	38,000	0	(37,048)
5042	2013 Fuso Canter	18,610	22,900	4,290	0	18,610	22,900	4,290	
5085	Kubota F3690	0	7,200	7,200	0	0	7,200	7,200	
		<b>93,658</b>	<b>73,500</b>	<b>16,890</b>	<b>(37,048)</b>	<b>93,658</b>	<b>73,500</b>	<b>16,890</b>	<b>(37,048)</b>



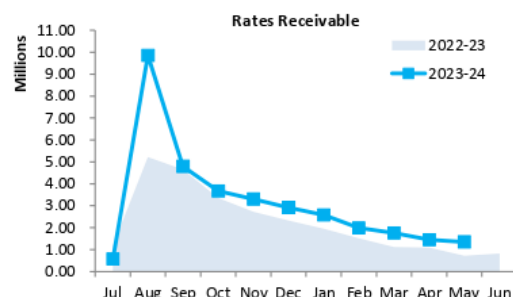
**SHIRE OF DERBY-WEST KIMBERLEY  
SUPPLEMENTARY INFORMATION  
FOR THE PERIOD ENDED 31 MAY 2024**

**OPERATING ACTIVITIES**

**7 RECEIVABLES**

**Rates receivable**

	30 June 2023	31 May 2024
	\$	\$
Opening arrears previous years	2,274,863	1,131,847
Levied this year	8,668,941	9,116,320
Less - collections to date	(9,658,027)	(8,748,271)
Gross rates collectable	1,285,777	1,499,896
Allowance for impairment of rates receivable	(153,930)	(153,930)
<b>Net rates collectable</b>	<b>1,131,847</b>	<b>1,345,966</b>
% Collected	88.3%	85.4%



**Receivables - general**

	Credit	Current	30 Days	60 Days	90+ Days	Total
	\$	\$	\$	\$	\$	\$
Receivables - general	(3,934)	955,058	42,614	197,071	285,357	1,476,166
Percentage	(0.3%)	64.7%	2.9%	13.4%	19.3%	
<b>Balance per trial balance</b>						
Trade receivables						1,476,166
Other receivables						1,480
GST receivable						208,220
Allowance for credit losses of trade receivables						(269,780)
<b>Total receivables general outstanding</b>						<b>1,416,086</b>

Amounts shown above include GST (where applicable)

**KEY INFORMATION**

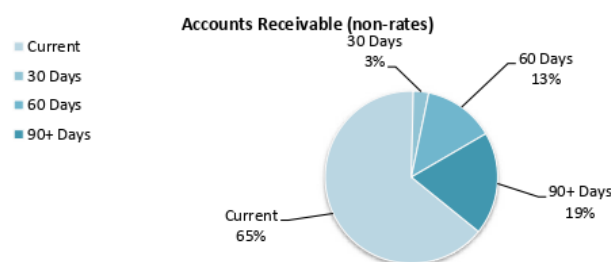
Trade and other receivables include amounts due from ratepayers for unpaid rates and service charges and other amounts due from third parties for goods sold and services performed in the ordinary course of business.

Trade receivables are recognised at original invoice amount less any allowances for uncollectable amounts (i.e. impairment). The carrying amount of net trade receivables is equivalent to fair value as it is due for settlement within 30 days.

**Classification and subsequent measurement**

Receivables which are generally due for settlement within 30 days except rates receivables which are expected to be collected within 12 months are classified as current assets. All other receivables such as, deferred pensioner rates receivable after the end of the reporting period are classified as non-current assets.

Trade and other receivables are held with the objective to collect the contractual cashflows and therefore the Shire measures them subsequently at amortised cost using the effective interest rate method.



**SHIRE OF DERBY-WEST KIMBERLEY  
SUPPLEMENTARY INFORMATION  
FOR THE PERIOD ENDED 31 MAY 2024**

**OPERATING ACTIVITIES**

**8 OTHER CURRENT ASSETS**

	Opening Balance 1 July 2023	Asset Increase	Asset Reduction	Closing Balance 31 May 2024
	\$	\$	\$	\$
<b>Other current assets</b>				
<b>Inventory</b>				
Fuel	32,270	136,733	(153,987)	15,016
Stock on hand	18,510	302	0	18,812
<b>Other assets</b>				
Prepayments	22,457	0	(22,457)	0
Accrued income	290,955	0	(290,955)	0
<b>Total other current assets</b>	<b>364,192</b>	<b>137,035</b>	<b>(467,399)</b>	<b>33,828</b>
<b>Amounts shown above include GST (where applicable)</b>				

**KEY INFORMATION**

**Inventory**

Inventories are measured at the lower of cost and net realisable value.

Net realisable value is the estimated selling price in the ordinary course of business less the estimated costs of completion and the estimated costs necessary to make the sale.

**SHIRE OF DERBY-WEST KIMBERLEY  
SUPPLEMENTARY INFORMATION  
FOR THE PERIOD ENDED 31 MAY 2024**

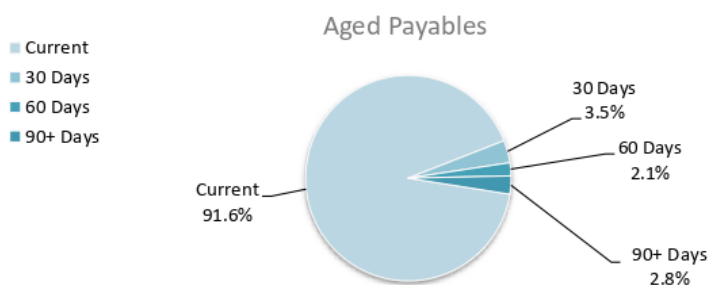
**OPERATING ACTIVITIES**

**9 PAYABLES**

<b>Payables - general</b>	<b>Credit</b>	<b>Current</b>	<b>30 Days</b>	<b>60 Days</b>	<b>90+ Days</b>	<b>Total</b>
	<b>\$</b>	<b>\$</b>	<b>\$</b>	<b>\$</b>	<b>\$</b>	<b>\$</b>
Payables - general	0	1,122,812	43,276	25,336	34,923	1,226,34
Percentage	0.0%	91.6%	3.5%	2.1%	2.8%	
<b>Balance per trial balance</b>						
Sundry creditors						1,226,34
ATO liabilities						7,79
Other payables						580,28
Accrued expenses						10,02
Payroll creditors						3,65
Prepaid rates						191,28
<b>Total payables general outstanding</b>						<b>2,019,38</b>
<b>Amounts shown above include GST (where applicable)</b>						

**KEY INFORMATION**

Trade and other payables represent liabilities for goods and services provided to the Shire prior to the end of the period that are unpaid and arise when the Shire becomes obliged to make future payments in respect of the purchase of these goods and services. The amounts are unsecured, are recognised as a current liability and are normally paid within 30 days of recognition. The carrying amounts of trade and other payables are considered to be the same as their fair values, due to their short-term nature.



SHIRE OF DERBY-WEST KIMBERLEY  
SUPPLEMENTARY INFORMATION  
FOR THE PERIOD ENDED 31 MAY 2024

OPERATING ACTIVITIES

10 RATE REVENUE

General rate revenue

RATE TYPE	Rate in \$ (cents)	Number of Properties	Rateable Value	Rate Revenue \$	Budget Interim Rate Revenue \$	Total Revenue \$	Rate Revenue \$	YTD Actual Interim Rate Revenue \$	Total Revenue \$
<b>Gross rental value</b>									
Gross Rental Value	0.1407	1,402	39,386,474	5,543,269	0	5,543,269	5,543,269	17,366	5,560,635
<b>Unimproved value</b>									
Unimproved Value	0.0835	151	37,667,732	3,144,239	0	3,144,239	3,144,307	(37,281)	3,107,026
<b>Sub-Total</b>		<b>1,553</b>	<b>77,054,206</b>	<b>8,687,508</b>	<b>0</b>	<b>8,687,508</b>	<b>8,687,576</b>	<b>(19,915)</b>	<b>8,667,661</b>
<b>Minimum payment</b>									
<b>Minimum Payment \$</b>									
<b>Gross rental value</b>									
Gross Rental Value	1,596	273	1,270,616	435,708	0	435,708	435,708	0	435,708
<b>Unimproved value</b>									
Unimproved Value	620	137	298,933	84,872	0	84,872	84,872	0	84,872
<b>Sub-total</b>		<b>410</b>	<b>1,569,549</b>	<b>520,580</b>	<b>0</b>	<b>520,580</b>	<b>520,580</b>	<b>0</b>	<b>520,580</b>
Discount						(70,000)			(71,921)
<b>Total general rates</b>						<b>9,138,088</b>			<b>9,116,327</b>

SHIRE OF DERBY-WEST KIMBERLEY  
SUPPLEMENTARY INFORMATION  
FOR THE PERIOD ENDED 31 MAY 2024

## FINANCING ACTIVITIES

## 11 BORROWINGS

## Repayments - borrowings

Information on borrowings Particulars	Loan No.	1 July 2023	New Loans		Principal Repayments		Principal Outstanding		Interest Repayments	
			Actual	Budget	Actual	Budget	Actual	Budget	Actual	Budget
		\$	\$	\$	\$	\$	\$	\$	\$	\$
Staff housing	136	26,728	0	0	(26,728)	(26,728)	0	0	(1,143)	(1,31)
Staff housing	146	465,197	0	0	(54,699)	(54,699)	410,498	410,498	(20,993)	(28,51)
Staff housing	148	223,894	0	0	(10,231)	(20,693)	213,663	203,201	(4,971)	(9,81)
Staff housing		0	0	5,000,000	0	0	0	5,000,000	0	0
Wharf fenders, boat ramp	145	137,417	0	0	(19,875)	(30,956)	117,542	106,461	(4,694)	(8,91)
Derby wharf infrastructure	151	212,810	0	0	(58,649)	(40,049)	154,161	172,761	(3,178)	(6,11)
Derby airport infrastructure & wharf	152	1,338,829	0	0	(54,317)	(196,344)	1,284,512	1,142,485	(11,518)	(22,31)
Derby visitors centre	149	279,868	0	0	(12,789)	(25,866)	267,079	254,002	(6,215)	(12,21)
Disaster Recovery, Flood Damage and Fitzroy Crossing Airstrip Refurbishment Project		0	0	5,000,000	0	0	0	5,000,000	0	0
WATC short term loan		0	2,000,000	0	(2,000,000)	0	0	0	0	0
WATC short term loan		0	2,000,000	0	0	0	2,000,000	0	0	0
WATC short term loan		0	1,000,000	0	0	0	1,000,000	0	0	0
<b>Total</b>		<b>2,684,743</b>	<b>5,000,000</b>	<b>10,000,000</b>	<b>(2,237,288)</b>	<b>(395,335)</b>	<b>5,447,455</b>	<b>12,289,408</b>	<b>(52,712)</b>	<b>(89,31)</b>
Current borrowings		237,288					3,000,000			
Non-current borrowings		2,447,455					2,447,455			
		<b>2,684,743</b>					<b>5,447,455</b>			

All debenture repayments were financed by general purpose revenue.

## New borrowings 2023-24

Particulars	Amount Borrowed	Amount Borrowed	Institution	Loan Type	Term Years	Total Interest & Charges	Interest Rate	Amount (Used)		Balance Unspent
	Actual	Budget						Actual	Budget	
	\$	\$				\$	%	\$	\$	\$
Disaster Recovery, Flood Damage and Fitzroy Crossing Airstrip Refurbishment Project	0	5,000,000	WATC	Short term	3	0		0	(5,000,000)	
Staff Housing Project	0	5,000,000	WATC	Short term	3	0		0	(5,000,000)	
New loan	2,000,000	0	WATC	Short term	0	0	4.82%	(2,000,000)	0	
New loan	2,000,000	0	WATC	Short term	0	0	4.83%	(2,000,000)	0	
New loan	1,000,000	0	WATC	Short term	0	0	N/A	(1,000,000)	0	
	<b>5,000,000</b>	<b>10,000,000</b>				<b>0</b>		<b>(5,000,000)</b>	<b>(10,000,000)</b>	

## KEY INFORMATION

Borrowing costs are recognised as an expense when incurred except where they are directly attributable to the acquisition, construction or production of a qualifying asset. Where this is the case, they are capitalised as part of the cost of the particular asset until such time as the asset is substantially ready for its intended use or sale.

Fair values of borrowings are not materially different to their carrying amounts, since the interest payable on those borrowings is either close to current market rates or the borrowings are of a short term nature. Non-current borrowings fair values are based on discounted cash flows using a current borrowing rate.

**SHIRE OF DERBY-WEST KIMBERLEY  
SUPPLEMENTARY INFORMATION  
FOR THE PERIOD ENDED 31 MAY 2024**

**OPERATING ACTIVITIES**

**12 OTHER CURRENT LIABILITIES**

	Note	Opening Balance 1 July 2023 \$	Liability transferred from/(to) non current \$	Liability Increase \$	Liability Reduction \$	Closing Balance 31 May 2024 \$
<b>Other current liabilities</b>						
<b>Other liabilities</b>						
Contract liabilities		84,860	0	0	0	84,860
Capital grant/contributions liabilities		1,107,545	0	4,710,171	0	5,817,716
<b>Total other liabilities</b>		1,192,405	0	4,710,171	0	5,902,576
<b>Employee Related Provisions</b>						
Provision for annual leave		516,935	0	0	0	516,935
Provision for long service leave		446,185	0	0	0	446,185
<b>Total Provisions</b>		963,120	0	0	0	963,120
<b>Other Provisions</b>						
Other liabilities		56,144	0	0	(56,144)	0
<b>Total Other Provisions</b>		56,144	0	0	(56,144)	0
<b>Total other current liabilities</b>		<b>2,211,669</b>	<b>0</b>	<b>4,710,171</b>	<b>(56,144)</b>	<b>6,865,621</b>

Amounts shown above include GST (where applicable)

A breakdown of contract liabilities and associated movements is provided on the following pages at Note 13 and 14

**KEY INFORMATION**

**Provisions**

Provisions are recognised when the Shire has a present legal or constructive obligation, as a result of past events, for which it is probable that an outflow of economic benefits will result and that outflow can be reliably measured. Provisions are measured using the best estimate of the amounts required to settle the obligation at the end of the reporting period.

**Employee Related Provisions**

**Short-term employee benefits**

Provision is made for the Shire's obligations for short-term employee benefits. Short-term employee benefits are benefits (other than termination benefits) that are expected to be settled wholly before 12 months after the end of the annual reporting period in which the employees render the related service, including wages, salaries and sick leave. Short-term employee benefits are measured at the (undiscounted) amounts expected to be paid when the obligation is settled.

The Shire's obligations for short-term employee benefits such as wages, salaries and sick leave are recognised as a part of current trade and other payables in the calculation of net current assets.

**Other long-term employee benefits**

The Shire's obligations for employees' annual leave and long service leave entitlements are recognised as employee related provisions in the statement of financial position.

Long-term employee benefits are measured at the present value of the expected future payments to be made to employees. Expected future payments incorporate anticipated future wage and salary levels, durations of service and employee departures and are discounted at rates determined by reference to market yields at the end of the reporting period on government bonds that have maturity dates that approximate the terms of the obligations. Any remeasurements for changes in assumptions of obligations for other long-term employee benefits are recognised in profit or loss in the periods in which the changes occur. The Shire's obligations for long-term employee benefits are presented as non-current provisions in its statement of financial position, except where the Shire does not have an unconditional right to defer settlement for at least 12 months after the end of the reporting period, in which case the obligations are presented as current provisions.

**Contract liabilities**

An entity's obligation to transfer goods or services to a customer for which the entity has received consideration (or the amount is due) from the customer.

**Capital grant/contribution liabilities**

Grants to acquire or construct recognisable non-financial assets to identified specifications be constructed to be controlled by the Shire are recognised as a liability until such time as the Shire satisfies its obligations under the agreement.

**SHIRE OF DERBY-WEST KIMBERLEY  
SUPPLEMENTARY INFORMATION  
FOR THE PERIOD ENDED 31 MAY 2024**

**OPERATING ACTIVITIES**

**13 GRANTS, SUBSIDIES AND CONTRIBUTIONS**

Provider	Grants, subsidies and contributions revenue		
	Amended Budget	YTD	YTD Revenue
	Revenue	Budget	Actual
	\$	\$	\$
<b>Grants and subsidies</b>			
GEN PUR - Financial Assistance Grant - General	238,603	238,603	238,603
GEN PUR - Financial Assistance Grant - Roads	69,402	69,402	69,402
GEN PUR - Financial Assistance Grant - Aboriginal Access Roads	336,667	336,667	336,667
OTH GOV - Grant Funding	0	0	0
PEST - Grants	5,000	4,576	16,531
OTH HEALTH - Grants	707,500	572,913	611,500
WELFARE - Grants	790,000	739,166	220,500
REC - Grants	321,964	295,130	0
LIBRARY - Grant - Regional Library Services	4,000	3,663	0
OTH CUL - Grants - Other Culture	10,000	10,000	16,500
OTH CUL - Sculptures on the Marsh - Grant	100,000	91,667	99,000
ROADC - Other Grants - Aboriginal Roads	0	0	69,170
ROADC - Other Grants - Roads/Streets	7,290	6,677	0
ROADM - Street Lighting Subsidy	0	0	20,470
AGRN 1044 - Recovery - DRAFWA	17,800,000	14,833,333	8,918,520
ANIMAL - Grants	0	0	32,030
HERITAGE - Grants - State Wharfinger House	0	0	0
WATER - Grant Capital	0	0	0
	<b>20,390,426</b>	<b>17,201,797</b>	<b>10,648,920</b>
<b>Contributions</b>			
RATES - Reimbursement of Debt Collection Costs	50,000	45,826	0
MEMBERS - Reimbursements	7,824	7,824	7,824
OTH GOV - Reimbursements	1,000	1,000	620
ANIMAL - Reimbursements	15,000	13,750	16,000
FIRE - Reimbursements	10,000	9,163	0
HEALTH - Reimbursements	3,000	1,375	0
OTH HEALTH - Reimbursements	3,000	1,375	0
FIRE - Commissions	5,000	4,576	0
LIBRARY - Fees & Charges	0	0	5,000
HERITAGE - Contributions & Donations	0	0	21,000
SWIM AREAS - Reimbursements	0	0	4,000
OTH CUL - Contributions & Donations - Other Culture	0	0	9,290
AERO - Reimbursements - Aerodromes	0	0	3,790
TOUR - Contributions & Donations	20,000	18,326	0
TOUR - Commission	5,000	4,576	0
TOUR - Other Income Relating to Tourism & Area Promotion	14,000	12,826	0
BUILD - Commission - BSL & CTF	400	363	0
PRIVATE - Private Works Income	15,000	13,750	2,630
ADMIN - Reimbursements	17,000	15,587	0
PWO - Other Reimbursements	15,000	13,750	0
POC - Reimbursement	2,500	2,288	0
AGRN 1044 LMDRF Homemakers Centres	7,000	6,413	0
LIBRARY - Other Grants	5,000	4,576	5,000
OTH CUL - Grants - Other Culture	20,000	18,334	0
OTH CUL - Sculptures on the Marsh - Grant	20,000	18,334	630
	<b>235,724</b>	<b>214,012</b>	<b>30,280</b>
<b>TOTALS</b>	<b>20,626,150</b>	<b>17,415,809</b>	<b>10,679,200</b>

**SHIRE OF DERBY-WEST KIMBERLEY  
SUPPLEMENTARY INFORMATION  
FOR THE PERIOD ENDED 31 MAY 2024**

**INVESTING ACTIVITIES**

**14 CAPITAL GRANTS, SUBSIDIES AND CONTRIBUTIONS**

Provider	Capital grants, subsidies and contributions revenue		
	Amended Budget	YTD	YTD Revenue
	Revenue	Budget	Actual
	\$	\$	\$
<b>Capital grants and subsidies</b>			
OLOPS - OTH GOV - Capital Grants - NDRR FS Fire Working Group	92,500	84,788	
OLOPS - Reimbursements	0	0	
OTH HEALTH - Grants	0	0	
OTH HEALTH - Capital Grants	32,000	27,500	
WELFARE - Grants	0	0	
WELFARE - Grants (Capital)	0	0	260,88
STF HOUSE - Capital Grants	1,200,000	1,100,000	
OTH CUL - Grants - Other Culture	0	0	2,00
REC - Capital Grants	2,217,750	2,032,943	
REC - Grants	0	0	
ROADC - Other Grants - Roads/Streets	0	0	336,57
HERITAGE -- Capital Grants	210,000	192,500	
ROADC - Grant AGRN 591 & 1044	12,345,800	11,316,987	
ROADC - Regional Road Group Grants (MR WA)	810,000	742,500	185,14
ROADC - Roads to Recovery - Grants	595,545	545,908	
ROADC - Other Grants -- Roads/Streets	5,445,915	4,992,086	100,00
ROADC - Regional Road Group Grants (MRWA)	252,399	231,363	352,00
ROADC - Other Grants -- Flood Damage	600,000	550,000	209,50
ROADC - Other Grants -- Footpaths	79,734	73,084	
ROADC - Other Grants -- Aboriginal Roads	500,000	458,326	
ROADC - Other Grants - Aboriginal Roads	281,067	257,642	132,86
AERO - Grants -- Aerodromes	3,000,000	2,750,000	
WATER - Reimbursements	0	0	
WATER - Grant Capital	110,000	100,826	
PWO - Grant Capital	350,000	320,826	
AGRN 1044	400,000	333,333	2,716,46
	<b>28,522,710</b>	<b>26,110,612</b>	<b>4,295,43</b>

**SHIRE OF DERBY-WEST KIMBERLEY  
SUPPLEMENTARY INFORMATION  
FOR THE PERIOD ENDED 31 MAY 2024**

**15 TRUST FUND**

Funds held at balance date which are required by legislation to be credited to the trust fund and which are not included in the financial statements are as follows:

Description	Opening Balance 1 July 2023	Amount Received	Amount Paid	Closing Balance 31 May 2024
	\$	\$	\$	\$
Public open spaces	295,981	0	0	295,981
	<b>295,981</b>	<b>0</b>	<b>0</b>	<b>295,981</b>

**SHIRE OF DERBY-WEST KIMBERLEY  
SUPPLEMENTARY INFORMATION  
FOR THE PERIOD ENDED 31 MAY 2024**

**16 BUDGET AMENDMENTS**

Amendments to original budget since budget adoption. Surplus/(Deficit)

Description	Council Resolution	Classification	Non Cash Adjustment	Increase in Available Cash	Decrease in Available Cash	Amended Budget Running Balance
			\$	\$	\$	\$
<b>Budget adoption</b>						
Rates excluding general rates	28/03/2024 item 12.1	Operating revenue	0	8,000	0	8,000
Grants, subsidies and contributions	28/03/2024 item 12.1	Operating revenue	0	18,358,996	0	18,366,996
Fees and charges	28/03/2024 item 12.1	Operating revenue	0	47,823	0	18,414,819
Interest revenue	28/03/2024 item 12.1	Operating revenue	0	1,500	0	18,416,319
Other revenue	28/03/2024 item 12.1	Operating revenue	0	113,508	0	18,529,827
Profit on asset disposals	28/03/2024 item 12.1	Non cash item	16,890	0	0	18,529,827
Employee costs	28/03/2024 item 12.1	Operating expenses	0	0	(162,927)	18,366,900
Materials and contracts	28/03/2024 item 12.1	Operating expenses	0	0	(14,918,377)	3,448,523
Utility charges	28/03/2024 item 12.1	Operating expenses	0	0	(145,247)	3,303,276
Depreciation	28/03/2024 item 12.1	Non cash item	(2,775)	0	0	3,303,276
Insurance	28/03/2024 item 12.1	Operating expenses	0	390,086	0	3,693,362
Other expenditure	28/03/2024 item 12.1	Operating expenses	0	0	(624,500)	3,068,862
Loss on asset disposals	28/03/2024 item 12.1	Non cash item	(37,048)	0	0	3,068,862
Capital grants, subsidies and contributions	28/03/2024 item 12.1	Capital revenue	0	402,000	0	3,470,862
Proceeds from disposal of assets	28/03/2024 item 12.1	Capital revenue	0	73,500	0	3,544,362
Purchase of land and buildings	28/03/2024 item 12.1	Capital expenses	0	0	(265,500)	3,278,862
Purchase of plant and equipment	28/03/2024 item 12.1	Capital expenses	0	33,185	0	3,312,047
Purchase of furniture and equipment	28/03/2024 item 12.1	Capital expenses	0	0	(122,577)	3,189,470
Purchase and construction of infrastructure-other	28/03/2024 item 12.1	Capital expenses	0	0	(64,500)	3,124,970
Surplus or deficit at the start of the financial year	28/03/2024 item 12.1	Opening surplus(deficit)	0	0	(3,124,970)	0
				<b>19,428,598</b>	<b>(19,428,598)</b>	

### 12.3 ADOPTION OF THE 2024/2025 ANNUAL BUDGET

**File Number:** 5120

**Author:** Tamara Clarkson, Deputy Chief Executive Officer

**Responsible Officer:** Amanda Dexter, Chief Executive Officer

**Authority/Discretion:** Executive

#### SUMMARY

Council to consider adopting the draft 2024/25 Annual Budget comprising the following:

1. Rates, Minimum Payments and Instalment Payment Arrangements;
2. Fees and Charges Schedule;
3. Council Member Attendance Fees and Allowances;
4. Municipal Fund Budget; and
5. Materiality Threshold for variance reporting.

#### DISCLOSURE OF ANY INTEREST

Nil by Author and Responsible Officer.

#### BACKGROUND

Local Governments must prepare annual budgets in the format prescribed in the *Local Government Act 1995* and the *Local Government (Financial Management) Regulations 1996*.

- **Fees and Charges:** Per sections 6.16 to 6.19 of the Act, a local government may impose a fee or charge for any goods or services it provides. Fees and charges must be imposed when adopting the annual Budget. However, it may also be imposed or amended during the year if necessary.
- **Council Member Attendance Fees:** The Admin Regs prescribe minimum and maximum amounts for Council Member Sitting Fees and Allowances. Council Member Sitting Fees and Allowances are reviewed annually by the Salaries and Allowances Tribunal (SAT) and by Council during the budget development process.
- **Municipal Fund Budget:** Under section 6.2(1) of the Act and Local Government (Financial Management) Regulations 1996 (FMR), Council is required to prepare and adopt an annual budget for each financial year. The legislation prescribes the form and content of the annual Budget, which must include statements of income, cash flow and rates setting.
- **Materiality Threshold:** Each financial year, a local government is to adopt a percentage or value, calculated under the Australian Accounting Standards (AASB), to be used for reporting material variances in the monthly statement of financial activity under AASB 1031 Materiality and FMR 34(5). The Materiality Threshold is an internal control measure that prevents financial loss caused by an omission, misstatement or non-disclosure of financial information. The Materiality Threshold also minimises administrative inefficiency, ensuring only those variances representing a medium or high-level risk are reported to management and Council.

**STATUTORY ENVIRONMENT**

Section 6.2 of the *Local Government Act 1995* requires that not later than 31 August in each financial year, or such extended time as the Minister allows, each local government is to prepare and adopt (Absolute Majority required) in the form and manner prescribed, a budget for its municipal fund for the financial year ending on the next following 30 June.

Divisions 5 and 6 of part 6 of the *Local Government Act 1995* refers to the setting of budgets and raising of rates and charges. The *Local Government (Financial Management) Regulations 1996* details the form and content of the budget.

*Local Government Act 1995*

*Local Government (Financial Management) Regulations 1996*

*Local Government (Administration) Regulations 1996*

*Waste Avoidance and Resource Recovery Act 2007*

Salaries and Allowances Tribunal Determination dated 5 April 2024

*Planning and Development Act 2005* and associated Regulations

*Health Act 1911* and associated Regulations

*Freedom of Information Act 1992* and associated Regulations

*Litter Act 1979* and associated Regulations

*Dog Act 1976* and associated Regulations

*Cat Act 2011* and associated Regulations

Australian Accounting Standards

**POLICY IMPLICATIONS**

FM2 – Budget Issues

FM3 – Rates

FM5 – Loans

AF14 – Significant Accounting Policies

AF20 – Rating Administration

C12 – Elected Members Fees and President's Allowances

**FINANCIAL IMPLICATIONS**

The budget is the primary financial document for the 2024/25 financial year and sets the parameters for expenditure of Shire resources. The draft 2024/25 Annual Budget provides for the following income and expenditure:

- Operating Revenue \$45,843,697
- Operating Expenditure \$52,396,234
- Capital Expenditure \$36,512,255
- Capital Revenue \$29,777,907

All amounts quoted in this report are exclusive of GST, unless otherwise stated.

**STRATEGIC IMPLICATIONS**

GOAL	OUR PRIORITIES	WE WILL
1. Leadership and Governance	1.2 Capable, inclusive and effective organisation	1.2.4 Attract and effectively use resources to meet community needs

**RISK MANAGEMENT CONSIDERATIONS**

RISK	LIKELIHOOD	CONSEQUENCE	RISK ANALYSIS	MITIGATION
<b>Business Interruption:</b> <b>Financial:</b> <b>Legal and Compliance:</b> <b>Operations:</b> <b>Reputation:</b>  Council does not endorse the 2024/25 budget with the consequential risk of deferred cash flow and thus inability to meet financial commitments.	Unlikely	Major	Extreme	Adopt the draft 2024/25 Annual Budget as presented.

**CONSULTATION**

Internal consultation has occurred between all departments and through workshops held with Council Members.

Moore Australia (WA) Pty Ltd

**COMMENT**

The draft 2024/25 Annual Budget for the year ending June 2025 is prepared and delivers on the Shires strategies adopted in the Strategic Community Plan and Corporate Business Plan.

The budget has been prepared to include information required by the *Local Government Act 1995*, *Local Government (Financial Management) Regulations 1996* and Australian Accounting.

The 2024/25 Budget is a balanced budget that reflects the efficiencies and improvements that have occurred over the last few years.

Key considerations include:

- Quarterly Budget Reviews;
- A continued focus by Officers in leveraging Council funds to attract significant grant funding;
- Improved Asset Management Planning;
- Implementing energy efficiencies across Fitzroy Crossing and Derby;

- Improved systems, record management and procedure mapping;
- Proactive debtor management and improved debt recovery;
- Ongoing review of GRV rating for capital improvements and change in land use;
- Review of plant and fleet and disposal of underutilised fleet; and
- Ongoing internal review, quality assurance and governance considerations.

Preparation of the 2024/25 includes the following considerations:

- Employee Costs which account for over \$16M of the operating budget are scheduled to increase 3% under current enterprise bargaining agreements influenced by both the National CPI and State award minimum wage directions;
- Increased mandatory superannuation guarantee contributions under the super Guarantee Act, from 11% in 2023/24 to 11.5% in 2024/25;
- March State CPI of 3.6% applies to many of the Shire's general contracts and are expected to raise the cost of these services significantly for the financial year; and
- Various tariffs and expenses were budgeted using inflation estimates derived from WALGA's Local Government Cost Index (LGCI) at 3.5%. Increases now expected to be in the quantum of 2.5% for utilities and 8.5% for insurance.

The 2024/25 budget is as fiscally responsible as the Shire's resource raising capacity can provide for, and this draft budget continues to attempt to maintain service levels; and continues the Shire's ongoing focus on aspects like road infrastructure and the financing of Port and Airport capital works. The Shire's asset management requirements however, are not fully accommodated, and therefore without additional injections of funds (including from other levels of State and Federal government) will continue to deteriorate more quickly than they can be maintained.

#### 2024/25 General Rates, Minimum Payments and Instalment Payment Arrangements

As part of the budget process, Council must determine the general rate in the dollar and minimum payments for the 2024/25 financial year.

In regard to Shire operations, materials and contractor costs have escalated significantly on the back of COVID, global supply chain shortages, and the increased rollout of infrastructure works post COVID. Staffing costs, which have seen low wage rate increases over several years, have escalated in line with inflation, resulting in increases forecast to operating expenses in 2024/25.

Economic forecasts point to continued housing and staff pressures coupled with high inflation. Global supply chain shortages resulting from COVID will continue, placing demand on materials and service providers and keeping costs high.

Council Members, as part of the numerous workshop sessions have been cognisant of these impacts in developing the 2024/25 Annual Budget and recognise the need for a general rate increase which will keep pace with increased cost pressures.

Following deliberations and feedback provided at the Council Member Budget Workshops it was identified that a suitable rate of revenue was required to achieve a balanced budget in 2024/25 which was achievable via a 2.95% rate change for GRV and a 2.95% rate change for UV (including minimum payments).

The setting of minimum rates payments within rating categories recognises that every property within the district receives some minimum level of benefit from the works and services provided by the Shire, which is shared by all properties regardless of size, value and use.

The proposed Rate in the Dollar (RID) and Minimum Payment for each rating category is summarised in the table below:

General Rate Category	Rate in the Dollar (cents)	Minimum Payment
GRV	\$0.144896	\$1,643.00
UV	\$0.90954	\$638.00

#### Instalment Interest, Penalty Interest and Other Administration Fees

Under section 6.45 and 6.51(1) of the Act, Council can charge interest on unpaid rates and rates paid on an approved instalment plan. The maximum interest rate for outstanding rates and other monies owed to Council is prescribed by Regulation 70 of the FMR and is currently 11%.

However, the Local Government (COVID-19 Response) Amendment Order 2022 required local governments to adopt a COVID-19 Financial Hardship Policy or lose some of its interest charging flexibility on overdue rates. The Shire of Derby/West Kimberley has such a policy and it provides for a 5.5% instalment interest charge to ratepayers who are in hardship and up to 9% penalty interest for those that are not.

Under FMR 67, instalment charges are set to provide full or partial reimbursement of administration costs. The individual instalment transaction fee of \$21.00 is set to reflect the administration cost in handling the instalment options provided to ratepayers.

A nominal \$62.00 administration fee is proposed to recover a portion of the administrative costs incurred when actioning requests to enter into alternative payment arrangements which demand significant time for officers to process.

#### Due Dates for the Payment of Rates and Treatment of Non-Payment of Debts

Proposed rate notice issue date is 19 July 2024, the due dates for the payment of rates are proposed as below:

Instalment Option	Payment Due Date
<u>Full Payment</u>	23 August 2024
<u>Two Instalment Option</u>	
First instalment	23 August 2024
Second and final instalment	2 December 2024
<u>Four Payment Option</u>	
First instalment	23 August 2024
Second instalment	22 October 2024
Third instalment	30 December 2024
Fourth and final instalment	28 February 2025

In addition to the above, alternative payment arrangements are available to ratepayers to meet their obligations by end of financial year.

The Capital Works Program (excluding repayment of Borrowings and Reserve Transfers) includes the following major projects:

<b>Project</b>	<b>\$</b>
Geikie Gorge Road - Sealing and improvements to Bungardi floodway	\$915,000.00
Great Norther Highway – Gee Gully Road	\$678,201.00
Wharfinger Safety and Maintenance	\$210,000.00
Derby Port Improvements	\$180,000.00
Security Upgrades Youth Centre Derby	\$200,000.00
Footpath Lighting projects – Derby and Fitzroy Crossing	\$201,000.00
Plant renewal	\$1,228,370.00
Continuing emergency works as a result of Ex TC Ellie flooding	\$10,900,000.00

### Council Member Allowances

It is proposed that Council Member Fees and Allowances increase by 4% in line with recommendation by Salaries and Allowances Tribunal.

### Fees and Charges

The fees and charges were reviewed to maximise full cost recovery potential without hindering patronage for services. The fees and charges were presented to Council in June to enable implementation from 1 July 2024. Further changes have been identified and these are highlighted within the attachment.

### **VOTING REQUIREMENT**

Absolute majority

### **ATTACHMENTS**

#### **1. Draft 2024.25 Statutory Budget**

#### **RESOLUTION 84/24**

**Moved: Cr Geoff Haerewa**

**Seconded: Cr Andrew Twaddle**

**The Officer Recommendations for Item 12.3 be adopted En Bloc.**

In Favour: Mr Peter McCumstie and Crs Geoff Haerewa, Brett Angwin, Paul Bickerton, Geoff Davis, Brian Ellison, Wayne Foley, Kerrissa O'Meara and Andrew Twaddle

Against: Nil

**CARRIED BY ABSOLUTE MAJORITY**

**CARRIED 9/0**

**General Rates and Minimum Payments on Gross Rental and Unimproved Values**

That Council by ABSOLUTE MAJORITY pursuant to sections 6.32, 6.33, 6.34 and 6.35 of the *Local Government Act 1995*, imposes the following general rates and minimum payments on Gross Rental and Unimproved Values:

General Rate Category	Rate in the Dollar (cents)	Minimum Payment
GRV	\$0.144896	\$1,643.00
UV	\$0.90954	\$ 638.00

And;

Notes under section 6.34 of the *Local Government Act 1995* the revenue estimated to be yielded by the general rates imposed for the 2024/25 financial year will be 100% of the 2024/25 Budget deficiency.

**Other Statutory Fees for 2024/25**

That Council by ABSOLUTE MAJORITY pursuant to Section 53 of the *Cemeteries Act 1986*, Regulation 53(2) of the *Building Regulations 2012* and Section 67 of the *Waste Avoidance and Resources Recovery Act 2007* RESOLVES to ADOPT:

- a) a private swimming pool inspection fee of \$78.00;
- b) the Fees and Charges for the Shires cemeteries included as Attachment 1; and
- c) the following charges for the removal and deposit of domestic and commercial waste:

Description	Amount	GST	Total
Residential Premises: General Waste Service per week - Domestic service (annual charge) Service includes: <ul style="list-style-type: none"> <li>240 litre waste bin collected weekly;</li> </ul>	\$1024.00	Free	\$1024.00
Additional Domestic Refuse Service Charges (annual charge) Service includes: <ul style="list-style-type: none"> <li>Additional 240lt Bin collected weekly:</li> </ul>	\$1,155.00	Free	\$1,155.00
Commercial Premises: Commercial Waste Service (annual charge) Service includes: <ul style="list-style-type: none"> <li>240 litre waste bin collected weekly;</li> </ul>	\$1,470.00	Free	\$1,470.00
Additional Commercial Refuse Service Charges (annual charge): <ul style="list-style-type: none"> <li>Additional 240lt Bin collected weekly</li> </ul>	\$1,652.00	Free	\$1,652.00

**Instalment Payment Arrangements**

**That Council by ABSOLUTE MAJORITY pursuant to section 6.45 of the *Local Government Act 1995* and regulation 64(2) of the *Local Government (Financial Management) Regulations 1996*, nominates the following due dates for the payment of rates in full, and service charges by instalments:**

**Rates notice issue date:** 19 July 2024

**Full payment due date:** 23 August 2024

**Two (2) Payment Option:**

- 1st instalment due date: 23 August 2024
- 2nd instalment due date: 2 December 2024

**Four (4) Instalments option:**

- 1st instalment due date: 23 August 2024
- 2nd instalment due date: 22 October 2024
- 3rd instalment due date: 30 December 2024
- 4th instalment due date: 28 February 2025

1. Pursuant to Section 6.46 of the *Local Government Act 1995*, Council ADOPTS a discount of 1.5% to rate payers on general rates only, on the condition that all rates (including Rubbish Rates & ESL Levy) and all arrears are paid in full on or before 21 days from date of issue (9 August 2024);
2. ADOPTS an instalment administration charge where the owner has elected to pay rates (and service charges) through an instalment option of \$21.00 for each instalment after the initial instalment is paid, pursuant to section 6.45 of the *Local Government Act 1995* and regulation 67 of *Local Government (Financial Management) Regulations 1996*;
3. ADOPTS an interest rate of 5.5% where the owner has elected to pay rates and service charges through an instalment option, pursuant to section 6.45 of the *Local Government Act 1995* and regulation 68 of *Local Government (Financial Management) Regulations 1996*;
4. ADOPTS an interest rate of 9% for rates (and service charges) and costs of proceedings to recover such charges that remain unpaid after becoming due and payable, pursuant to section 6.51(1) and subject to section 51(4) of the *Local Government Act 1995* and regulation 70 of *Local Government (Financial Management) Regulations 1996*; and
5. Pursuant to Section 6.16 of the *Local Government Act 1995* and Regulations 67 of the *Local Government (Financial Management) Regulations 1996*, ADOPTS to impose an administration fee of \$62.00 on any ratepayers who wishes to negotiate a rates special payment arrangement.

**Outstanding Monies Interest Rate 2024/25**

That Council by ABSOLUTE MAJORITY pursuant to section 6.13 of the *Local Government Act 1995* ADOPTS a rate of interest of 9% applicable to any amount of money owing to the local government (other than rates or service charges).

**General Fees and Charges for 2024/25**

That Council by ABSOLUTE MAJORITY pursuant to Section 6.16 of the *Local Government Act 1995* RESOLVES to ADOPT the Fees and Charges detailed in Attachment 1.

**Council Members' Fees and Allowances for 2024/25**

That Council by ABSOLUTE MAJORITY pursuant to Sections 5.98 and 5.99 of the *Local Government Act 1995* and Regulations 33 and 34 of the *Local Government (Administration) Regulations 1996*, and Council Policy C12 – Elected Member Fees and Allowances RESOLVES to ADOPT the following annual fees and allowances for payment of Council Members:

**Statutory Fees and Allowances 2024/25**

- (a) Attendance Fees - President - \$25,279.50
- (b) Attendance Fees – Deputy Shire President and Council Member - \$18,852.75
- (c) President Allowance - \$51,414.00
- (d) Deputy President Allowance - \$17,138.00
- (e) Telecommunication Allowance - \$1,500.00 per Council Member

**Material Variance Reporting for 2024/25**

That Council by ABSOLUTE MAJORITY pursuant to Regulation 34(5) of the *Local Government (Financial Management) Regulations 1996*, and AASB 1031 Materiality, RESOLVES to ADOPT the level to be used in statements of financial activity in 2024/25 for reporting material variances being 10% or \$30,000, whichever is the greater amount.

**Municipal Fund Budget for 2024/25**

That Council by ABSOLUTE MAJORITY pursuant to Section 6.2 of the *Local Government Act 1995* and Part 3 of the *Local Government (Financial Management) Regulations 1996* RESOLVES to ADOPT the Municipal Fund Budget as contained in Attachment 1 for the 2024/25 financial year which includes the following:

1. Statement of Comprehensive Income by Nature and Type on page 2 showing a net result for that year of \$45,634,151;
2. Rates and Services Charges on page 7 showing an amount required to be raised from rates of \$9,778,351;
3. Notes to and forming part of the Budget on pages 6 onwards; and
4. Supplementary Information – Fees and Charges.

**SHIRE OF DERBY/WEST KIMBERLEY**  
**ANNUAL BUDGET**  
**FOR THE YEAR ENDED 30 JUNE 2025**

**LOCAL GOVERNMENT ACT 1995**

**TABLE OF CONTENTS**

Statement of Comprehensive Income	2
Statement of Cash Flows	3
Statement of Financial Activity	4
Index of Notes to the Budget	5
Schedule of Fees and Charges	25

**SHIRE'S VISION**

A place where people want to live, invest, visit and return to.

**SHIRE OF DERBY/WEST KIMBERLEY  
STATEMENT OF COMPREHENSIVE INCOME  
FOR THE YEAR ENDED 30 JUNE 2025**

	Note	2024/25 Budget	2023/24 Actual	2023/24 Budget
<b>Revenue</b>		\$	\$	\$
Rates	2(a)	9,714,351	9,116,320	9,138,088
Grants, subsidies and contributions		27,323,097	2,431,734	2,267,154
Fees and charges	13	6,493,603	5,476,606	5,541,756
Interest revenue	9(a)	187,500	219,192	187,000
Other revenue		1,915,600	1,653,821	667,520
		45,634,151	18,897,673	17,801,518
<b>Expenses</b>				
Employee costs		(16,416,880)	(12,284,891)	(14,140,787)
Materials and contracts		(24,669,894)	(21,260,721)	(12,547,595)
Utility charges		(858,300)	(839,738)	(765,175)
Depreciation	6	(7,996,421)	(8,902,426)	(7,500,000)
Finance costs	9(c)	(229,272)	(104,095)	(89,360)
Insurance		(1,775,510)	(1,334,644)	(1,776,469)
Other expenditure		(449,957)	(2,896,761)	(682,589)
		(52,396,234)	(47,623,276)	(37,501,975)
		(6,762,083)	(28,725,603)	(19,700,457)
Capital grants, subsidies and contributions		29,562,057	18,063,659	28,120,710
Profit on asset disposals	5	209,546	16,890	0
Loss on asset disposals	5	0	(37,048)	0
		29,771,603	18,043,501	28,120,710
<b>Net result for the period</b>		<b>23,009,520</b>	<b>(10,682,102)</b>	<b>8,420,253</b>
<b>Other comprehensive income for the period</b>				
<i>Items that will not be reclassified subsequently to profit or loss</i>				
<b>Total other comprehensive income for the period</b>		<b>0</b>	<b>0</b>	<b>0</b>
<b>Total comprehensive income for the period</b>		<b>23,009,520</b>	<b>(10,682,102)</b>	<b>8,420,253</b>

This statement is to be read in conjunction with the accompanying notes.

**SHIRE OF DERBY/WEST KIMBERLEY  
STATEMENT OF CASH FLOWS  
FOR THE YEAR ENDED 30 JUNE 2025**

**CASH FLOWS FROM OPERATING ACTIVITIES**

**Receipts**

	<b>Note</b>	<b>2024/25 Budget</b>	<b>2023/24 Actual</b>	<b>2023/24 Budget</b>
Rates		\$ 9,834,351	\$ 9,093,630	\$ 9,138,088
Grants, subsidies and contributions		26,354,706	1,225,340	2,267,154
Fees and charges		6,493,603	5,476,606	5,541,756
Interest revenue		187,500	219,192	187,000
Goods and services tax received		3,201,258	3,495,005	1,218,376
Other revenue		1,915,600	1,653,821	667,520
		<b>47,987,018</b>	<b>21,163,594</b>	<b>19,019,894</b>

**Payments**

Employee costs		(16,416,880)	(12,236,744)	(14,140,787)
Materials and contracts		(24,669,894)	(24,217,120)	(12,547,595)
Utility charges		(858,300)	(839,738)	(765,175)
Finance costs		(2,429,272)	2,087,896	(89,360)
Insurance paid		(1,775,510)	(1,334,644)	(1,776,469)
Goods and services tax paid		(2,352,867)	(2,263,610)	(1,218,376)
Other expenditure		(449,957)	(2,896,761)	(682,589)
		<b>(48,952,680)</b>	<b>(41,700,721)</b>	<b>(31,220,351)</b>

**Net cash (used in) operating activities** 4 (965,662) (20,537,127) (12,200,457)

**CASH FLOWS FROM INVESTING ACTIVITIES**

Payments for purchase of property, plant & equipment	5(a)	(7,151,370)	(2,678,689)	(10,369,146)
Payments for construction of infrastructure	5(b)	(29,360,885)	(6,681,974)	(24,410,472)
Capital grants, subsidies and contributions		29,562,057	16,899,970	28,120,710
Proceeds from sale of property, plant and equipment	5(a)	215,850	73,500	0
<b>Net cash provided by (used in) investing activities</b>		<b>(6,734,348)</b>	<b>7,612,807</b>	<b>(6,658,908)</b>

**CASH FLOWS FROM FINANCING ACTIVITIES**

Repayment of borrowings	7(a)	(4,829,076)	(237,287)	(395,335)
Proceeds from new borrowings	7(a)	10,000,000	5,000,000	10,000,000
<b>Net cash provided by financing activities</b>		<b>5,170,924</b>	<b>4,762,713</b>	<b>9,604,665</b>

**Net (decrease) in cash held**

(2,529,086) (8,161,607) (9,254,700)

Cash at beginning of year 2,682,279 10,843,886 12,346,041

**Cash and cash equivalents at the end of the year** 4 **153,193** **2,682,279** **3,091,341**

This statement is to be read in conjunction with the accompanying notes.

**SHIRE OF DERBY/WEST KIMBERLEY  
STATEMENT OF FINANCIAL ACTIVITY  
FOR THE YEAR ENDED 30 JUNE 2025**

**OPERATING ACTIVITIES**

**Revenue from operating activities**

	Note	2024/25 Budget	2023/24 Actual	2023/24 Budget
General rates	2(a)(i)	\$ 9,253,510	\$ 8,667,661	\$ 8,687,500
Rates excluding general rates	2(a)	460,841	448,659	450,580
Grants, subsidies and contributions		27,323,097	2,431,734	2,267,110
Fees and charges	13	6,493,603	5,476,606	5,541,700
Interest revenue	9(a)	187,500	219,192	187,000
Other revenue		1,915,600	1,653,821	667,500
Profit on asset disposals	5	209,546	16,890	

**Expenditure from operating activities**

Employee costs		(16,416,880)	(12,284,891)	(14,140,780)
Materials and contracts		(24,669,894)	(21,260,721)	(12,547,590)
Utility charges		(858,300)	(839,738)	(765,170)
Depreciation	6	(7,996,421)	(8,902,426)	(7,500,000)
Finance costs	9(c)	(229,272)	(104,095)	(89,360)
Insurance		(1,775,510)	(1,334,644)	(1,776,460)
Other expenditure		(449,957)	(2,896,761)	(682,580)
Loss on asset disposals	5	0	(37,048)	

Non cash amounts excluded from operating activities

	3(c)	7,786,875	8,922,584	7,500,000
--	------	-----------	-----------	-----------

**Amount attributable to operating activities**

**INVESTING ACTIVITIES**

**Inflows from investing activities**

Capital grants, subsidies and contributions		29,562,057	18,063,659	28,120,700
Proceeds from disposal of assets	5	215,850	73,500	

**Outflows from investing activities**

Payments for property, plant and equipment	5(a)	(7,151,370)	(2,678,689)	(10,369,140)
Payments for construction of infrastructure	5(b)	(29,360,885)	(6,681,974)	(24,410,470)

**Amount attributable to investing activities**

**FINANCING ACTIVITIES**

**Inflows from financing activities**

Proceeds from new borrowings	7(a)	10,000,000	5,000,000	10,000,000
------------------------------	------	------------	-----------	------------

**Outflows from financing activities**

Repayment of borrowings	7(a)	(4,829,076)	(237,287)	(395,330)
Transfers to reserve accounts	8(a)	0	0	(483,320)

**Amount attributable to financing activities**

**MOVEMENT IN SURPLUS OR DEFICIT**

**Surplus at the start of the financial year**

Amount attributable to operating activities	3	329,086	6,613,054	9,738,000
Amount attributable to investing activities		1,234,338	(19,823,177)	(12,200,450)
Amount attributable to financing activities		(6,734,348)	8,776,496	(6,658,900)
Amount attributable to financing activities		5,170,924	4,762,713	9,121,300

**Surplus/(deficit) remaining after the imposition of general rates**

	3	0	329,086	
--	---	---	---------	--

This statement is to be read in conjunction with the accompanying notes.

**SHIRE OF DERBY/WEST KIMBERLEY  
FOR THE YEAR ENDED 30 JUNE 2025  
INDEX OF NOTES TO THE BUDGET**

Note 1	Basis of Preparation	6
Note 2	Rates and Service Charges	7
Note 3	Net Current Assets	10
Note 4	Reconciliation of cash	13
Note 5	Property, Plant and Equipment	14
Note 6	Depreciation	15
Note 7	Borrowings	16
Note 8	Reserve Accounts	18
Note 9	Other Information	19
Note 10	Elected Members Remuneration	20
Note 11	Revenue and Expenditure	21
Note 12	Program Information	23
Note 13	Fees and Charges	24

**SHIRE OF DERBY/WEST KIMBERLEY  
NOTES TO AND FORMING PART OF THE BUDGET  
FOR THE YEAR ENDED 30 JUNE 2025**

**1 BASIS OF PREPARATION**

The annual budget is a forward looking document and has been prepared in accordance with the *Local Government Act 1995* and accompanying regulations.

**Local Government Act 1995 requirements**

Section 6.4(2) of the *Local Government Act 1995* read with the *Local Government (Financial Management) Regulations 1996* prescribe that the annual budget be prepared in accordance with the *Local Government Act 1995* and, to the extent that they are not inconsistent with the Act, the Australian Accounting Standards. The Australian Accounting Standards (as they apply to local governments and not-for-profit entities) and Interpretations of the Australian Accounting Standards Board were applied where no inconsistencies exist.

The *Local Government (Financial Management) Regulations 1996* specify that vested land is a right-of-use asset to be measured at cost, and is considered a zero cost concessionary lease. All right-of-use assets under zero cost concessionary leases are measured at zero cost rather than at fair value, except for vested improvements on concessionary land leases such as roads, buildings or other infrastructure which continue to be reported at fair value, as opposed to the vested land which is measured at zero cost. The measurement of vested improvements at fair value is a departure from AASB 16 which would have required the Shire to measure any vested improvements at zero cost.

Accounting policies which have been adopted in the preparation of this annual budget have been consistently applied unless stated otherwise. Except for cash flow and rate setting information, the annual budget has been prepared on the accrual basis and is based on historical costs, modified, where applicable, by the measurement at fair value of selected non-current assets, financial assets and liabilities.

**The local government reporting entity**

All funds through which the Shire controls resources to carry on its functions have been included in the financial statements forming part of this annual budget.

All monies held in the Trust Fund are excluded from the financial statements. A separate statement of those monies appears at Note 10 to the annual budget.

**2023/24 actual balances**

Balances shown in this budget as 2023/24 Actual are estimates as forecast at the time of preparation of the annual budget and are subject to final adjustments.

**Budget comparative figures**

Unless otherwise stated, the budget comparative figures shown in the budget relate to the original budget estimate for the relevant item of disclosure.

**Comparative figures**

Where required, comparative figures have been adjusted to conform with changes in presentation for the current financial year.

**Rounding off figures**

All figures shown in this statement are rounded to the nearest dollar.

**Statement of Cashflows**

Investing and financing transactions that do not require the use of cash or cash equivalents shall be excluded from a statement of cash flows. Such transactions shall be disclosed elsewhere in the financial statements in a way that provides all the relevant information about these investing and financing activities.

**Initial application of accounting standards**

During the budget year, the below revised Australian Accounting Standards and Interpretations are expected to be compiled, become mandatory and be applicable to its operations.

- AASB 2020-1 Amendments to Australian Accounting Standards
  - Classification of Liabilities as Current or Non-current
- AASB 2022-5 Amendments to Australian Accounting Standards
  - Lease Liability in a Sale and Leaseback
- AASB 2022-6 Amendments to Australian Accounting Standards
  - Non-current Liabilities with Covenants
- AASB 2023-1 Amendments to Australian Accounting Standards
  - Supplier Finance Arrangements
- AASB 2023-3 Amendments to Australian Accounting Standards
  - Disclosure of Non-current Liabilities with Covenants: Tier 2

It is not expected these standards will have an impact on the annual budget.

- AASB 2022-10 Amendments to Australian Accounting Standards
  - Fair Value Measurement of Non-Financial Assets of Not-for-Profit Public Sector Entities, became mandatory during the budget year. Amendments to AASB 13 Fair Value Measurement impacts the future determination of fair value when revaluing assets using the cost approach. Timing of future revaluations is defined by regulation 17A of *Local Government (Financial Management) Regulations 1996*. Impacts of this pronouncement are yet to be quantified and are dependent on the timing of future revaluations of asset classes. No material impact is expected in relation to the 2024-25 statutory budget.

**New accounting standards for application in future years**

The following new accounting standards will have application to local government in future years:

- AASB 2014-10 Amendments to Australian Accounting Standards
  - Sale or Contribution of Assets between an Investor and its Associate or Joint Venture
- AASB 2021-7c Amendments to Australian Accounting Standards
  - Effective Date of Amendments to AASB 10 and AASB 128 and Editorial Corrections [deferred AASB 10 and AASB 128 amendments in AASB 2014-10 apply]
- AASB 2022-9 Amendments to Australian Accounting Standards
  - Insurance Contracts in the Public Sector
- AASB 2023-5 Amendments to Australian Accounting Standards
  - Lack of Exchangeability

It is not expected these standards will have an impact on the annual budget.

**Judgements, estimates and assumptions**

The preparation of the annual budget in conformity with Australian Accounting Standards requires management to make judgements, estimates and assumptions that effect the application of policies and reported amounts of assets and liabilities, income and expenses.

The estimates and associated assumptions are based on historical experience and various other factors that are believed to be reasonable under the circumstances; the results of which form the basis of making the judgements about carrying values of assets and liabilities that are not readily apparent from other sources. Actual results may differ from these estimates.

The balances, transactions and disclosures impacted by accounting estimates are as follows:

- estimated fair value of certain financial assets
- estimation of fair values of land and buildings
- impairment of financial assets
- estimated useful life of assets
- estimation of provisions

**SHIRE OF DERBY/WEST KIMBERLEY  
NOTES TO AND FORMING PART OF THE BUDGET  
FOR THE YEAR ENDED 30 JUNE 2025**

**2. RATES AND SERVICE CHARGES**

**(a) Rating Information**

Rate Description	Basis of valuation	Rate in \$	Number of properties	Rateable value \$	2024/25 Budgeted rate revenue \$	2024/25 Budgeted interim rates \$	2024/25 Budgeted total revenue \$	2023/24 Actual total revenue \$	2023/24 Budget total revenue \$
<b>(i) General rates</b>									
GRV General	Gross rental valuation	0.144896	1,402	39,820,189	5,769,786	3,000	5,772,786	5,560,635	5,543,261
UV General	Unimproved valuation	0.090954	145	38,236,074	3,477,724	3,000	3,480,724	3,107,026	3,144,201
<b>Total general rates</b>			1,547	78,056,263	9,247,510	6,000	9,253,510	8,667,661	8,687,462
<b>(ii) Minimum payment</b>									
		<b>Minimum \$</b>							
GRV General	Gross rental valuation	1,643	273	1,270,966	448,539	0	448,539	435,708	435,708
UV General	Unimproved valuation	638	129	277,588	82,302	0	82,302	84,872	84,872
<b>Total minimum payments</b>			402	1,548,554	530,841	0	530,841	520,580	520,580
<b>Total general rates and minimum payments</b>			1,949	79,604,817	9,778,351	6,000	9,784,351	9,188,241	9,208,042
					9,778,351	6,000	9,784,351	9,188,241	9,208,042
Discounts (Refer note 2(d))							(70,000)	(71,921)	(70,000)
<b>Total rates</b>					9,778,351	6,000	9,714,351	9,116,320	9,138,042

The Shire did not raise specified area rates for the year ended 30th June 2025.

All rateable properties within the district used predominately for non-rural purposes are rated according to their Gross Rental Valuation (GRV), all other properties are rated according to their Unimproved Valuation (UV).

The general rates detailed for the 2024/25 financial year have been determined by Council on the basis of raising the revenue required to meet the estimated deficiency between the total estimated expenditure proposed in the budget and the estimated revenue to be received from all sources other than general rates and also considering the extent of any increase in rating over the level adopted in the previous year.

The minimum rates have been determined by Council on the basis that all ratepayers must make a reasonable contribution to the cost of local government services/facilities.

**SHIRE OF DERBY/WEST KIMBERLEY  
NOTES TO AND FORMING PART OF THE BUDGET  
FOR THE YEAR ENDED 30 JUNE 2025**

**2. RATES AND SERVICE CHARGES (CONTINUED)**

**(b) Interest Charges and Instalments - Rates and Service Charges**

The following instalment options are available to ratepayers for the payment of rates and service charges.

Instalment options	Date due	Instalment plan admin charge	Instalment plan interest rate	Unpaid rates interest rates
		\$	%	%
<b>Option one</b>				
Single full payment	23/08/2024	0	0.0%	9.0%
<b>Option two</b>				
First instalment	23/08/2024	21	5.5%	9.0%
Second instalment	2/12/2024	21	5.5%	9.0%
<b>Option three</b>				
First instalment	23/08/2024	21	5.5%	9.0%
Second instalment	22/10/2024	21	5.5%	9.0%
Third instalment	30/12/2024	21	5.5%	9.0%
Fourth instalment	28/02/2025	21	5.5%	9.0%
		<b>2024/25 Budget revenue</b>	<b>2023/24 Actual revenue</b>	<b>2023/24 Budget revenue</b>
		\$	\$	\$
Instalment plan admin charge revenue		15,080	15,080	12,912
Instalment plan interest earned		25,000	19,235	25,000
Unpaid rates and service charge interest earned		102,500	122,930	102,000
		142,580	157,245	139,912

SHIRE OF DERBY/WEST KIMBERLEY  
NOTES TO AND FORMING PART OF THE BUDGET  
FOR THE YEAR ENDED 30 JUNE 2025

2. RATES AND SERVICE CHARGES (CONTINUED)

(c) Service Charges

The Shire did not raise service charges for the year ended 30th June 2025.

(d) Early payment discounts

Rate, fee or charge to which discount is granted	Type	Discount %	Discount (\$)	2024/25 Budget	2023/24 Actual	2023/24 Budget	Circumstances in which discount is granted
General rates	Rate	1.5%		\$ 70,000	\$ 71,921	\$ 70,000	A discount is offered to ratepayers whose payment of the full amount, including arrears and other charges is received on or before 21 days after the date appearing on the rate notice. The discount will apply to interim rates issued after the billing period.
				70,000	71,921	70,000	

(e) Waivers or concessions

The Shire does not anticipate any waivers or concessions for the year ended 30th June 2025.

**SHIRE OF DERBY/WEST KIMBERLEY**  
**NOTES TO AND FORMING PART OF THE BUDGET**  
**FOR THE YEAR ENDED 30 JUNE 2025**

**3. NET CURRENT ASSETS**

**(a) Composition of estimated net current assets**

**Current assets**

Cash and cash equivalents  
 Financial assets  
 Receivables  
 Inventories

**Less: current liabilities**

Trade and other payables  
 Contract liabilities  
 Long term borrowings  
 Employee provisions  
 Other provisions

**Net current assets**

**Less: Total adjustments to net current assets**

**Net current assets used in the Statement of Financial Activity**

**(b) Current assets and liabilities excluded from budgeted deficiency**

The following current assets and liabilities have been excluded from the net current assets used in the Statement of Financial Activity in accordance with *Financial Management Regulation 32* to agree to the surplus/(deficit) after imposition of general rates.

**Adjustments to net current assets**

Less: Cash - reserve accounts  
 Add: Current liabilities not expected to be cleared at end of year  
 - Current portion of borrowings  
 - Current portion of employee benefit provisions held in reserve

**Total adjustments to net current assets**

Note	2024/25 Budget 30 June 2025	2023/24 Actual 30 June 2024	2023/24 Budget 30 June 2024
	\$	\$	\$
4	153,193	2,682,279	3,091,34
	975,801	975,801	
	2,497,543	2,497,543	1,888,13
	33,828	33,828	59,04
	3,660,365	6,189,451	5,038,52
	(1,746,407)	(1,746,407)	(3,290,325
	(377,478)	(377,478)	
7	(10,062,639)	(4,829,076)	(339,763
	(963,120)	(963,120)	(691,514
	0	(2,200,000)	
	(13,149,644)	(10,116,081)	(4,321,602
	(9,489,279)	(3,926,630)	716,92
3(b)	9,489,279	4,255,716	(716,921
	0	329,086	
8	(975,801)	(975,801)	(1,459,125
	10,062,639	4,829,076	339,76
	402,441	402,441	402,44
	9,489,279	4,255,716	(716,921

**SHIRE OF DERBY/WEST KIMBERLEY  
NOTES TO AND FORMING PART OF THE BUDGET  
FOR THE YEAR ENDED 30 JUNE 2025**

**3. NET CURRENT ASSETS**

**EXPLANATION OF DIFFERENCE IN NET CURRENT ASSETS AND SURPLUS/(DEFICIT)**

**Items excluded from calculation of budgeted deficiency**

When calculating the budget deficiency for the purpose of Section 6.2 (2)(c) of the *Local Government Act 1995* the following amounts have been excluded as provided by *Local Government (Financial Management) Regulation 32* which will not fund the budgeted expenditure.

**(c) Non-cash amounts excluded from operating activities**

The following non-cash revenue or expenditure has been excluded from amounts attributable to operating activities within the Statement of Financial Activity in accordance with *Financial Management Regulation 32*.

**Adjustments to operating activities**

Less: Profit on asset disposals

Add: Loss on asset disposals

Add: Depreciation

**Non cash amounts excluded from operating activities**

Note	2024/25 Budget 30 June 2025	2023/24 Actual 30 June 2024	2023/24 Budget 30 June 2024
	\$	\$	\$
5	(209,546)	(16,890)	
5	0	37,048	
6	7,996,421	8,902,426	7,500,00
	7,786,875	8,922,584	7,500,00

**SHIRE OF DERBY/WEST KIMBERLEY  
NOTES TO AND FORMING PART OF THE BUDGET  
FOR THE YEAR ENDED 30 JUNE 2025**

**3. NET CURRENT ASSETS**

**(d) MATERIAL ACCOUNTING POLICIES**

**CURRENT AND NON-CURRENT CLASSIFICATION**

The asset or liability is classified as current if it is expected to be settled within the next 12 months, being the Shire's operational cycle. In the case of liabilities where the Shire does not have the unconditional right to defer settlement beyond 12 months, such as vested long service leave, the liability is classified as current even if not expected to be settled within the next 12 months. Inventories held for trading are classified as current or non-current based on the Shire's intentions to release for sale.

**TRADE AND OTHER PAYABLES**

Trade and other payables represent liabilities for goods and services provided to the Shire prior to the end of the financial year that are unpaid and arise when the Shire becomes obliged to make future payments in respect of the purchase of these goods and services. The amounts are unsecured, are recognised as a current liability and are normally paid within 30 days of recognition. The carrying amounts of trade and other payables are considered to be the same as their fair values, due to their short-term nature.

**PREPAID RATES**

Prepaid rates are, until the taxable event has occurred (start of the next financial year), refundable at the request of the ratepayer. Rates received in advance are initially recognised as a financial liability. When the taxable event occurs, the financial liability is extinguished and the Shire recognises revenue for the prepaid rates that have not been refunded.

**INVENTORIES**

**General**

Inventories are measured at the lower of cost and net realisable value.

Net realisable value is the estimated selling price in the ordinary course of business less the estimated costs of completion and the estimated costs necessary to make the sale.

**SUPERANNUATION**

The Shire contributes to a number of superannuation funds on behalf of employees. All funds to which the Shire contributes are defined contribution plans.

**GOODS AND SERVICES TAX (GST)**

Revenues, expenses and assets are recognised net of the amount of GST, except where the amount of GST incurred is not recoverable from the Australian Taxation Office (ATO).

Receivables and payables are stated inclusive of GST receivable or payable. The net amount of GST recoverable from, or payable to, the ATO is included with receivables or payables in the statement of financial position.

Cash flows are presented on a gross basis. The GST components of cash flows arising from investing or financing activities which are recoverable from, or payable to, the ATO are presented as operating cash flows.

**CONTRACT LIABILITIES**

Contract liabilities represent the Shire's obligation to transfer goods or services to a customer for which the Shire has received consideration from the customer.

Contract liabilities represent obligations which are not yet satisfied. Contract liabilities are recognised as revenue when the performance obligations in the contract are satisfied.

**TRADE AND OTHER RECEIVABLES**

Trade and other receivables include amounts due from ratepayers for unpaid rates and service charges and other amounts due from third parties for grants, contributions, reimbursements, and goods sold and services performed in the ordinary course of business.

Trade and other receivables are recognised initially at the amount of consideration that is unconditional, unless they contain significant financing components, when they are recognised at fair value.

Trade receivables are held with the objective to collect the contractual cashflows and therefore the Shire measures them subsequently at amortised cost using the effective interest rate method.

Due to the short term nature of current receivables, their carrying amount is considered to be the same as their fair value. Non-current receivables are indexed to inflation, any difference between the face value and fair value is considered immaterial.

The Shire applies the AASB 9 simplified approach to measuring expected credit losses using a lifetime expected loss allowance for all trade receivables. To measure the expected credit losses, rates receivable are separated from other trade receivables due to the difference in payment terms and security for rates receivable.

**PROVISIONS**

Provisions are recognised when the Shire has a present legal or constructive obligation, as a result of past events, for which it is probable that an outflow of economic benefits will result and that outflow can be reliably measured.

Provisions are measured using the best estimate of the amounts required to settle the obligation at the end of the reporting period.

**EMPLOYEE BENEFITS**

**Short-term employee benefits**

Provision is made for the Shire's obligations for short-term employee benefits. Short term employee benefits are benefits (other than termination benefits) that are expected to be settled wholly before 12 months after the end of the annual reporting period in which the employees render the related service, including wages, salaries and sick leave. Short-term employee benefits are measured at the (undiscounted) amounts expected to be paid when the obligation is settled.

The Shire's obligations for short-term employee benefits such as wages, salaries and sick leave are recognised as a part of current trade and other payables in the determination of the net current asset position. The Shire's obligations for employees' annual leave and long service leave entitlements are recognised as provisions in the determination of the net current asset position.

**Other long-term employee benefits**

Long-term employee benefits provisions are measured at the present value of the expected future payments to be made to employees. Expected future payments incorporate anticipated future wage and salary levels, durations of service and employee departures and are discounted at rates determined by reference to market yields at the end of the reporting period on government bonds that have maturity dates that approximate the terms of the obligations. Any remeasurements for changes in assumptions of obligations for other long-term employee benefits are recognised in profit or loss in the periods in which the changes occur.

The Shire's obligations for long-term employee benefits are presented as non-current provisions in its statement of financial position, except where the Shire does not have an unconditional right to defer settlement for at least 12 months after the end of the reporting period, in which case the obligations are presented as current provisions.

**SHIRE OF DERBY/WEST KIMBERLEY  
NOTES TO AND FORMING PART OF THE BUDGET  
FOR THE YEAR ENDED 30 JUNE 2025**

**4. RECONCILIATION OF CASH**

For the purposes of the Statement of Cash Flows, cash includes cash and cash equivalents, net of outstanding bank overdrafts. Estimated cash at the end of the reporting period is as follows:

Note	2024/25 Budget	2023/24 Actual	2023/24 Budget
	\$	\$	\$
Cash at bank and on hand	153,193	2,682,279	1,632,21
Term deposits	0	0	1,459,12
<b>Total cash and cash equivalents</b>	<b>153,193</b>	<b>2,682,279</b>	<b>3,091,34</b>
Held as			
- Unrestricted cash and cash equivalents	153,193	2,682,279	1,632,21
- Restricted cash and cash equivalents	0	0	1,459,12
3(a)	153,193	2,682,279	3,091,34
<b>Restrictions</b>			
The following classes of assets have restrictions imposed by regulations or other externally imposed requirements which limit or direct the purpose for which the resources may be used:			
- Cash and cash equivalents	0	0	1,459,12
- Restricted financial assets at amortised cost - term deposits	975,801	975,801	
	975,801	975,801	1,459,12
The assets are restricted as a result of the specified purposes associated with the liabilities below:			
Reserve accounts	8	975,801	975,801
		975,801	1,459,12
<b>Reconciliation of net cash provided by operating activities to net result</b>			
<b>Net result</b>	23,009,520	(10,682,102)	8,420,25
Depreciation	6	7,996,421	8,902,426
(Profit)/loss on sale of asset	5	(209,546)	20,158
(Increase)/decrease in receivables		0	(290,307)
(Increase)/decrease in inventories		0	16,952
(Increase)/decrease in other assets		0	313,412
Increase/(decrease) in payables		0	(3,246,625)
Increase/(decrease) in contract liabilities		0	292,618
Increase/(decrease) in unspent capital grants		0	(1,107,545)
Increase/(decrease) in other provision		(2,200,000)	2,143,856
Capital grants, subsidies and contributions		(29,562,057)	(16,899,970)
<b>Net cash from operating activities</b>		<b>(965,662)</b>	<b>(12,200,451)</b>

**MATERIAL ACCOUNTING POLICES**

**CASH AND CASH EQUIVALENTS**

Cash and cash equivalents include cash on hand, cash at bank, deposits available on demand with banks, other short term highly liquid investments that are readily convertible to known amounts of cash and which are subject to an insignificant risk of changes in value and bank overdrafts.

Bank overdrafts are shown as short term borrowings in current liabilities in Note 3 - Net Current Assets.

**FINANCIAL ASSETS AT AMORTISED COST**

The Shire classifies financial assets at amortised cost if both of the following criteria are met:

- the asset is held within a business model whose objective is to collect the contractual cashflows, and
- the contractual terms give rise to cash flows that are solely payments of principal and interest.

**SHIRE OF DERBY/WEST KIMBERLEY  
NOTES TO AND FORMING PART OF THE BUDGET  
FOR THE YEAR ENDED 30 JUNE 2025**

**5. PROPERTY, PLANT AND EQUIPMENT**

The following assets are budgeted to be acquired and/or disposed of during the year.

	2024/25 Budget				2023/24 Actual					2023/24 Budget
	Additions	Disposals - Net Book Value	Disposals - Sale Proceeds	Disposals - Profit	Additions	Disposals - Net Book Value	Disposals - Sale Proceeds	Disposals - Profit	Disposals - Loss	Additions
<b>(a) Property, Plant and Equipment</b>	\$	\$	\$	\$	\$	\$	\$	\$	\$	\$
Buildings - non-specialised	5,743,000	0	0	0	1,985,199	0	0	0	0	9,097,000
Furniture and equipment	90,000	0	0	0	0	0	0	0	0	100,000
Plant and equipment	1,318,370	(6,304)	215,850	209,546	693,490	(93,658)	73,500	16,890	(37,048)	1,172,140
<b>Total</b>	<b>7,151,370</b>	<b>(6,304)</b>	<b>215,850</b>	<b>209,546</b>	<b>2,678,689</b>	<b>(93,658)</b>	<b>73,500</b>	<b>16,890</b>	<b>(37,048)</b>	<b>10,369,140</b>
<b>(b) Infrastructure</b>										
Infrastructure - roads	22,018,725	0	0	0	5,446,359	0	0	0	0	17,445,400
Infrastructure - footpaths	321,000	0	0	0	66,253	0	0	0	0	79,700
Infrastructure - drainage	0	0	0	0	8,500	0	0	0	0	8,000
Infrastructure - land and parks	6,384,660	0	0	0	44,151	0	0	0	0	100,000
Infrastructure - wharf	180,000	0	0	0	39,060	0	0	0	0	50,000
Infrastructure - airports	0	0	0	0	0	0	0	0	0	3,000,000
Infrastructure - other	456,500	0	0	0	1,077,651	0	0	0	0	3,727,200
<b>Total</b>	<b>29,360,885</b>	<b>0</b>	<b>0</b>	<b>0</b>	<b>6,681,974</b>	<b>0</b>	<b>0</b>	<b>0</b>	<b>0</b>	<b>24,410,400</b>
<b>Total</b>	<b>36,512,255</b>	<b>(6,304)</b>	<b>215,850</b>	<b>209,546</b>	<b>9,360,663</b>	<b>(93,658)</b>	<b>73,500</b>	<b>16,890</b>	<b>(37,048)</b>	<b>34,779,610</b>

**MATERIAL ACCOUNTING POLICIES**

**RECOGNITION OF ASSETS**

Assets for which the fair value as at the date of acquisition is under \$5,000 are not recognised as an asset in accordance with *Financial Management Regulation 17A (5)*. These assets are expensed immediately.

Where multiple individual low value assets are purchased together as part of a larger asset or collectively forming a larger asset exceeding the threshold, the individual assets are recognised as one asset and capitalised.

**GAINS AND LOSSES ON DISPOSAL**

Gains and losses on disposals are determined by comparing proceeds with the carrying amount. These gains and losses are included in profit or loss in the period which they arise.

**SHIRE OF DERBY/WEST KIMBERLEY  
NOTES TO AND FORMING PART OF THE BUDGET  
FOR THE YEAR ENDED 30 JUNE 2025**

**6. DEPRECIATION**

**By Class**

	<b>2024/25 Budget</b>	<b>2023/24 Actual</b>	<b>2023/24 Budget</b>
	\$	\$	\$
Buildings - non-specialised	1,789,691	823,404	953,157
Plant and equipment	303,743	254,157	266,945
Infrastructure - roads	5,000,000	6,182,360	4,405,278
Infrastructure - footpaths	46,275	38,494	29,352
Infrastructure - drainage	69,174	57,541	45,479
Infrastructure - land and parks	20,415	131,191	154,538
Infrastructure - wharf	628,599	529,676	622,960
Infrastructure - airports	23,691	502,915	592,419
Infrastructure - other	114,490	382,688	429,872
Infrastructure - landfill asset	343	0	0
	<b>7,996,421</b>	<b>8,902,426</b>	<b>7,500,000</b>

**By Program**

	<b>2024/25 Budget</b>	<b>2023/24 Actual</b>	<b>2023/24 Budget</b>
	\$	\$	\$
Governance	38,395	30,685	734
Law, order, public safety	22,724	18,932	28,541
Health	34,739	28,897	24,754
Education and welfare	113,856	94,710	59,041
Housing	209,775	174,500	205,120
Community amenities	125,440	104,346	785,431
Recreation and culture	374,771	539,632	466,151
Transport	6,786,741	7,668,718	5,536,594
Economic services	89,764	74,670	123,908
Other property and services	200,216	167,336	269,726
	<b>7,996,421</b>	<b>8,902,426</b>	<b>7,500,000</b>

**MATERIAL ACCOUNTING POLICIES**

**DEPRECIATION**

The depreciable amount of all fixed assets including buildings but excluding freehold land, are depreciated on a straight-line basis over the individual asset's useful life from the time the asset is held ready for use. Leasehold improvements are depreciated over the shorter of either the unexpired period of the lease or the estimated useful life of the improvements.

The assets residual values and useful lives are reviewed, and adjusted if appropriate, at the end of each reporting period.

An asset's carrying amount is written down immediately to its recoverable amount if the asset's carrying amount is greater than its estimated recoverable amount.

Major depreciation periods used for each class of depreciable asset are:

Buildings - non-specialised	25 to 40 years
Plant and equipment	4 to 15 years
Infrastructure - roads	8 to 100 years
Infrastructure - footpaths	26 years
Infrastructure - drainage	40 years
Infrastructure - land and parks	25 years
Infrastructure - wharf	35 years
Infrastructure - airports	8 to 65 years
Infrastructure - other	10 to 50 years
Infrastructure - landfill asset	20 to 50 years

**AMORTISATION**

The depreciable amount of all intangible assets with a finite useful life, are depreciated on a straight-line basis over the individual asset's useful life from the time the asset is held for use.

The assets residual value of intangible assets is considered to be zero and useful live and amortisation method are reviewed at the end of each financial year.

Amortisation is included within Depreciation on non-current assets in the Statement of Comprehensive Income.

SHIRE OF DERBY/WEST KIMBERLEY  
NOTES TO AND FORMING PART OF THE BUDGET  
FOR THE YEAR ENDED 30 JUNE 2025

7. BORROWINGS

(a) Borrowing repayments

Movement in borrowings and interest between the beginning and the end of the current financial year.

Purpose	Loan Number	Institution	Interest Rate	Budget Principal 1 July 2024	2024/25 Budget New Loans	2024/25 Budget Principal Repayments	Budget Principal outstanding 30 June 2025	2024/25 Budget Interest Repayments	Actual Principal 1 July 2023	2023/24 Actual New Loans	2023/24 Actual Principal Repayments	Actual Principal outstanding 30 June 2024	2023/24 Actual Interest Repayments	Budget Principal 1 July 2023	2023/24 Budget New Loans	2023/24 Budget Principal Repayments	Budget Principal outstanding 30 June 2024	2023/24 Budget Interest Repayments
				\$	\$	\$	\$	\$	\$	\$	\$	\$	\$	\$	\$	\$	\$	\$
Staff housing	136	WATC	6.46%	0	0	0	0	0	26,728	0	(26,728)	0	(1,143)	26,728	0	(26,728)	0	(1,302)
Staff housing	146	WATC	6.33%	410,499	0	(58,216)	352,283	(25,078)	465,197	0	(54,698)	410,499	(20,993)	465,197	0	(54,699)	410,498	(28,595)
Staff housing	148	WATC	4.49%	213,663	0	(32,093)	181,570	(13,680)	223,894	0	(10,231)	213,663	(4,971)	223,894	0	(20,693)	203,201	(9,823)
Staff housing Project		WATC	TBA	0	5,000,000	0	5,000,000	0	0	0	0	0	0	0	5,000,000	0	5,000,000	0
Wharf fenders, boat ramp	145	WATC	6.87%	122,200	0	(48,858)	73,342	(10,952)	137,417	0	(15,217)	122,200	(4,694)	137,417	0	(30,956)	106,461	(8,918)
Derby wharf infrastructure	151	WATC	3.02%	192,935	0	(61,443)	131,492	(7,821)	212,810	0	(19,875)	192,935	(3,178)	212,809	0	(40,049)	172,760	(6,127)
Derby airport infrastructure & wharf	152	WATC	1.72%	1,241,080	0	(298,350)	942,730	(29,640)	1,338,829	0	(97,749)	1,241,080	(11,518)	1,338,829	0	(196,344)	1,142,485	(22,316)
Derby visitors centre	149	WATC	4.49%	267,079	0	(40,116)	226,963	(17,101)	279,868	0	(12,789)	267,079	(6,215)	279,868	0	(25,866)	254,002	(12,279)
Disaster Recovery, Flood Damage and Fitzroy Crossing Airstrip Refurbishment Project		WATC		0	0	0	0	0	0	0	0	0	0	0	5,000,000	0	5,000,000	0
WATC short term loan		WATC	TBA	5,000,000	0	(4,290,000)	710,000	(40,000)	0	5,000,000	0	5,000,000	0	0	0	0	0	0
WATC short term loan		WATC	TBA	0	5,000,000	0	5,000,000	(85,000)	0	0	0	0	0	0	0	0	0	0
				7,447,456	10,000,000	(4,829,076)	12,618,380	(229,272)	2,684,743	5,000,000	(237,287)	7,447,456	(52,712)	2,684,742	10,000,000	(395,335)	12,289,407	(89,360)

All borrowing repayments, other than self supporting loans, will be financed by general purpose revenue.  
The self supporting loan(s) repayment will be fully reimbursed.

**SHIRE OF DERBY/WEST KIMBERLEY  
NOTES TO AND FORMING PART OF THE BUDGET  
FOR THE YEAR ENDED 30 JUNE 2025**

**7. BORROWINGS**

**(b) New borrowings - 2024/25**

Particulars/Purpose	Institution	Loan type	Term (years)	Interest rate	Amount borrowed budget	Total interest & charges	Amount used budget	Balance unspent
					\$	\$	\$	\$
Staff Housing Project	WATC	Short Term	3	TBA	5,000,000	40,000	5,000,000	
WATC Extension of short term loan for AGRN 1044 Flood expenditure	WATC	Short Term	3	TBA	5,000,000	85,000	5,000,000	
					10,000,000	125,000	10,000,000	

**(c) Unspent borrowings**

The Shire had no unspent borrowing funds as at 30th June 2024 nor is it expected to have unspent borrowing funds as at 30th June 2025.

**(d) Credit Facilities**

	2024/25 Budget	2023/24 Actual	2023/24 Budget
	\$	\$	\$
<b>Undrawn borrowing facilities</b>			
<b>credit standby arrangements</b>			
Bank overdraft limit	0	0	0
Bank overdraft at balance date	0	0	0
Credit card limit	80,000	80,000	50,000
Credit card balance at balance date	0	0	0
<b>Total amount of credit unused</b>	80,000	80,000	50,000
<b>Loan facilities</b>			
Loan facilities in use at balance date	12,618,380	7,447,456	12,289,407

**MATERIAL ACCOUNTING POLICIES**

**BORROWING COSTS**

The Shire has elected to recognise borrowing costs as an expense when incurred regardless of how the borrowings are applied.

Fair values of borrowings are not materially different to their carrying amounts, since the interest payable on those borrowings is either close to current market rates or the borrowings are of a short term nature.

Borrowings fair values are based on discounted cash flows using a current borrowing rate.

**SHIRE OF DERBY/WEST KIMBERLEY  
NOTES TO AND FORMING PART OF THE BUDGET  
FOR THE YEAR ENDED 30 JUNE 2025**

**8. RESERVE ACCOUNTS**

**(a) Reserve Accounts - Movement**

	2024/25 Budget				2023/24 Actual				2023/24 Budget			
	Opening	Transfer	Transfer	Closing	Opening	Transfer	Transfer	Closing	Opening	Transfer	Transfer	Closing
	Balance	to	(from)	Balance	Balance	to	(from)	Balance	Balance	to	(from)	Balance
	\$	\$	\$	\$	\$	\$	\$	\$	\$	\$	\$	\$
<b>Restricted by council</b>												
(a) Leave reserve	402,441	0	0	402,441	402,441	0	0	402,441	402,441	0	0	402,4
(b) Office building reserve	314,511	0	0	314,511	314,511	0	0	314,511	314,511	0	0	314,5
(c) Airport reserve	28,456	0	0	28,456	28,456	0	0	28,456	28,456	0	0	28,4
(d) Derby Wharf maintenance reserve	3,721	0	0	3,721	3,721	0	0	3,721	3,721	0	0	3,7
(e) Economic development reserve	19,936	0	0	19,936	19,936	0	0	19,936	19,936	0	0	19,9
(f) Fitzroy crossing recreation hall reserve	46,771	0	0	46,771	46,771	0	0	46,771	46,771	0	0	46,7
(g) Staff housing reserve	159,965	0	0	159,965	159,965	0	0	159,965	159,965	483,324	0	643,2
	975,801	0	0	975,801	975,801	0	0	975,801	975,801	483,324	0	1,459,1

**(b) Reserve Accounts - Purposes**

In accordance with Council resolutions in relation to each reserve account, the purpose for which the reserves are set aside are as follows:

Reserve name	Anticipated date of use	Purpose of the reserve
(a) Leave reserve	Ongoing	To be used to fund annual and long service leave requirements.
(b) Office building reserve	Ongoing	To be used to fund the new Derby administration building.
(c) Airport reserve	Ongoing	To be used to fund airport capital works, primarily bitumen resealing.
(d) Derby Wharf maintenance reserve	Ongoing	To be used to carry out wharf maintenance.
(e) Economic development reserve	Ongoing	To promote economic development within the Shire.
(f) Fitzroy crossing recreation hall reserve	Ongoing	To be used to quarantine funds received from the lease of the FX Recreation Hall to be utilised for any upgrade works.
(g) Staff housing reserve	Ongoing	To be used for the construction of staff housing.

**SHIRE OF DERBY/WEST KIMBERLEY  
NOTES TO AND FORMING PART OF THE BUDGET  
FOR THE YEAR ENDED 30 JUNE 2025**

**9. OTHER INFORMATION**

**The net result includes as revenues**

**(a) Interest earnings**

	<b>2024/25 Budget</b>	<b>2023/24 Actual</b>	<b>2023/24 Budget</b>
	\$	\$	\$
Investments	50,000	62,173	50,000
Late payment of fees and charges *	10,000	14,854	10,000
Other interest revenue	127,500	142,165	127,000
	187,500	219,192	187,000

\* The Shire has resolved to charge interest under section 6.13 for the late payment of any amount of money at 9%.

**The net result includes as expenses**

**(b) Auditors remuneration**

Audit services	105,000	101,847	82,150
	105,000	101,847	82,150

**(c) Interest expenses (finance costs)**

Borrowings (refer Note 7(a))	229,272	52,712	89,360
Other finance costs	0	51,383	0
	229,272	104,095	89,360

**(d) Write offs**

General rate	120,000		173,658
Fees and charges	95,000		
	215,000	0	173,658

**SHIRE OF DERBY/WEST KIMBERLEY  
NOTES TO AND FORMING PART OF THE BUDGET  
FOR THE YEAR ENDED 30 JUNE 2025**

**10. ELECTED MEMBERS REMUNERATION**

	<b>2024/25 Budget</b>	<b>2023/24 Actual</b>	<b>2023/24 Budget</b>
	\$	\$	\$
<b>Elected member 1</b>			
President's allowance	51,414	34,794	62,727
Deputy President's allowance	0	4,819	0
Meeting attendance fees	25,280	21,416	23,231
Annual allowance for ICT expenses	1,500	1,333	1,334
	78,194	62,362	87,292
<b>Elected member 2</b>			
President's allowance	0	19,275	0
Deputy President's allowance	12,854	10,863	15,682
Meeting attendance fees	18,853	19,140	17,325
Annual allowance for ICT expenses	1,500	1,333	1,334
	33,207	31,336	34,341
<b>Elected member 3</b>			
Meeting attendance fees	18,853	17,325	17,325
Annual allowance for ICT expenses	1,500	1,333	1,334
	20,353	18,658	18,659
<b>Elected member 4</b>			
Meeting attendance fees	18,853	17,325	17,325
Annual allowance for ICT expenses	1,500	1,333	1,333
	20,353	18,658	18,658
<b>Elected member 5</b>			
Meeting attendance fees	18,853	12,001	17,325
Annual allowance for ICT expenses	1,500	924	1,333
	20,353	12,925	18,658
<b>Elected member 6</b>			
Meeting attendance fees	18,853	12,001	17,325
Annual allowance for ICT expenses	1,500	924	1,333
	20,353	12,925	18,658
<b>Elected member 7</b>			
Meeting attendance fees	18,853	12,001	17,325
Annual allowance for ICT expenses	1,500	924	1,333
	20,353	12,925	18,658
<b>Elected member 8</b>			
Meeting attendance fees	18,853	12,001	17,325
Annual allowance for ICT expenses	1,500	924	1,333
	20,353	12,925	18,658
<b>Elected member 9</b>			
Meeting attendance fees	18,853	12,001	17,325
Annual allowance for ICT expenses	1,500	924	1,333
	20,353	12,925	18,658
<b>Total Elected Member Remuneration</b>	253,872	195,639	252,240
President's allowance	51,414	34,794	62,727
Deputy President's allowance	12,854	15,682	15,682
Meeting attendance fees	176,104	135,211	161,831
Annual allowance for ICT expenses	13,500	9,952	12,000
	253,872	195,639	252,240

**SHIRE OF DERBY/WEST KIMBERLEY  
NOTES TO AND FORMING PART OF THE BUDGET  
FOR THE YEAR ENDED 30 JUNE 2025**

**11. REVENUE AND EXPENDITURE**

**(a) Revenue and Expenditure Classification**

**REVENUES**

**RATES**

All rates levied under the *Local Government Act 1995*. Includes general, differential, specific area rates, minimum payment, interim rates, back rates, ex-gratia rates, less discounts offered.

Exclude administration fees, interest on instalments, interest on arrears, service charges and sewerage rates.

**GRANTS, SUBSIDIES AND CONTRIBUTIONS**

All amounts received as grants, subsidies and contributions that are not capital grants.

**CAPITAL GRANTS, SUBSIDIES AND CONTRIBUTIONS**

Amounts received specifically for the acquisition, construction of new or the upgrading of non-current assets paid to a local government, irrespective of whether these amounts are received as capital grants, subsidies, contributions or donations.

**REVENUE FROM CONTRACTS WITH CUSTOMERS**

Revenue from contracts with customers is recognised when the local government satisfies its performance obligations under the contract.

**FEES AND CHARGES**

Revenues (other than service charges) from the use of facilities and charges made for local government services, sewerage rates, rentals, hire charges, fee for service, photocopying charges, licences, sale of goods or information, fines, penalties and administration fees.

Local governments may wish to disclose more detail such as rubbish collection fees, rental of property, fines and penalties, other fees and charges.

**SERVICE CHARGES**

Service charges imposed under *Division 6 of Part 6 of the Local Government Act 1995*. Regulation 54 of the *Local Government (Financial Management) Regulations 1996* identifies the charges which can be raised. These are television and radio broadcasting, underground electricity and neighbourhood surveillance services and water.

Exclude rubbish removal charges which should not be classified as a service charge. Interest and other items of a similar nature received from bank and investment accounts, interest on rate instalments, interest on rate arrears and interest on debtors.

**INTEREST REVENUE**

Interest and other items of a similar nature received from bank and investment accounts, interest on rate instalments, interest on rate arrears and interest on debtors.

**OTHER REVENUE / INCOME**

Other revenue, which cannot be classified under the above headings, includes dividends, discounts, rebates etc.

**PROFIT ON ASSET DISPOSAL**

Gain on the disposal of assets including gains on the disposal of long-term investments.

**EXPENSES**

**EMPLOYEE COSTS**

All costs associated with the employment of person such as salaries, wages, allowances, benefits such as vehicle and housing, superannuation, employment expenses, removal expenses, relocation expenses, worker's compensation insurance, training costs, conferences, safety expenses, medical examinations, fringe benefit tax, etc.

Note AASB 119 *Employee Benefits* provides a definition of employee benefits which should be considered.

**MATERIALS AND CONTRACTS**

All expenditures on materials, supplies and contracts not classified under other headings. These include supply of goods and materials, legal expenses, consultancy, maintenance agreements, communication expenses (such as telephone and internet charges), advertising expenses, membership, periodicals, publications, hire expenses, rental, leases, postage and freight etc.

Local governments may wish to disclose more detail such as contract services, consultancy, information technology and rental or lease expenditures.

**UTILITIES (GAS, ELECTRICITY, WATER)**

Expenditures made to the respective agencies for the provision of power, gas or water.

Exclude expenditures incurred for the reinstatement of roadwork on behalf of these agencies.

**INSURANCE**

All insurance other than worker's compensation and health benefit insurance included as a cost of employment.

**LOSS ON ASSET DISPOSAL**

Loss on the disposal of fixed assets.

**DEPRECIATION ON NON-CURRENT ASSETS**

Depreciation and amortisation expenses raised on all classes of assets.

**FINANCE COSTS**

Interest and other costs of finance paid, including costs of finance for loan debentures, overdraft accommodation and refinancing expenses.

**OTHER EXPENDITURE**

Statutory fees, taxes, provision for bad debts, member's fees or levies including DFES levy and State taxes. Donations and subsidies made to community groups.

**SHIRE OF DERBY/WEST KIMBERLEY  
NOTES TO AND FORMING PART OF THE BUDGET  
FOR THE YEAR ENDED 30 JUNE 2025**

**11. REVENUE AND EXPENDITURE**

**(b) Revenue Recognition**

Recognition of revenue from contracts with customers is dependant on the source of revenue and the associated terms and conditions associated with each source of revenue and recognised as follows:

<b>Revenue Category</b>	<b>Nature of goods and services</b>	<b>When obligations typically satisfied</b>	<b>Payment terms</b>	<b>Returns/Refunds/Warranties</b>	<b>Timing of Revenue recognition</b>
Grant contracts with customers	Community events, minor facilities, research, design, planning evaluation and services	Over time	Fixed terms transfer of funds based on agreed milestones and reporting	Contract obligation if project not complete	Output method based on project milestones and/or completion date matched to performance obligation as inputs are shared
Licences/ Registrations/ Approvals	Building, planning, development and animal management, having the same nature as a licence regardless of naming.	Single point in time	Full payment prior to issue	None	On payment and issue of the licence, registration or approval
Airport landing charges	Permission to use facilities and runway	Single point in time	Monthly in arrears	None	On landing/departure event
Sale of stock	Aviation fuel, kiosk and visitor centre stock	Single point in time	In full in advance, on 15 day credit	Refund for faulty goods	Output method based on goods
Private works	Contracted private works	Single point in time	Monthly in arrears	None	Output method based on provision of service or completion of works

**SHIRE OF DERBY/WEST KIMBERLEY  
NOTES TO AND FORMING PART OF THE BUDGET  
FOR THE YEAR ENDED 30 JUNE 2025**

**12. PROGRAM INFORMATION**

**Key Terms and Definitions - Reporting Programs**

In order to discharge its responsibilities to the community, Council has developed a set of operational and financial objectives. These objectives have been established both on an overall basis, reflected by the Shire's Community Vision, and for each of its broad activities/programs.

**OBJECTIVE**

**ACTIVITIES**

**Governance**

To provide a decision making process for the efficient allocation of scarce resources.

Administration and operation of facilities and services to members of council. Other costs that relate to the tasks of assisting elected members and ratepayers on matters which do not concern specific council services.

**General purpose funding**

To collect revenue to allow for the provision of services.

Rates, general purpose government grants and interest revenue.

**Law, order, public safety**

To provide services to help ensure a safer and environmentally conscious community.

Supervision of various by-laws, fire prevention, emergency services and animal control.

**Health**

To provide an operational framework for environmental and community health.

Food quality and pest control, inspection of abattoir and operation of child health clinic, analytical testing and environmental health administration.

**Education and welfare**

To provide services to disadvantaged persons, the elderly, children and youth.

Year round care, housing for the aged and educational services.

**Housing**

Help ensure adequate housing.

Management and maintenance of staff and rental housing.

**Community amenities**

To provide services required by the community.

Rubbish collections, recycling, refuse site operations, litter control, administration of the town planning scheme, cemetery operations, public toilet facilities, sewerage and protection of the environment.

**Recreation and culture**

To establish and effectively manage infrastructure and resources which help the social well being of the community.

Maintenance and operation of the Town Hall, the aquatic centre, recreation centre, library, community arts program, cultural activities and various services.

**Transport**

To provide safe, effective and efficient transport services to the community.

Construction and maintenance of streets, roads, bridges, footpaths, street lighting, traffic management and airport. Purchase and disposal of Council's road plant, parking control and police licensing.

**Economic services**

To help promote the Shire and its economic well being.

Building control, saleyards, tourism and area promotion, standpipes and pest control.

**Other property and services**

To monitor and control the Shire's overheads operating accounts.

Private works operations, plant repairs and operation costs, stock and materials, property leases and rental, salaries and wages for council employees.

**SHIRE OF DERBY/WEST KIMBERLEY  
NOTES TO AND FORMING PART OF THE BUDGET  
FOR THE YEAR ENDED 30 JUNE 2025**

**13. FEES AND CHARGES**

	<b>2024/25 Budget</b>	<b>2023/24 Actual</b>	<b>2023/24 Budget</b>
	\$	\$	\$
<b>By Program:</b>			
Governance	2,963	3,756	1,646
General purpose funding	0	26,592	23,046
Law, order, public safety	21,063	38,267	26,425
Health	45,200	37,180	31,652
Education and welfare	3,352	2,618	0
Housing	138,299	125,495	133,424
Community amenities	4,031,414	3,011,139	3,027,937
Recreation and culture	100,049	91,540	126,322
Transport	2,120,194	2,023,936	2,156,304
Economic services	28,971	50,438	15,000
Other property and services	2,098	65,645	0
	<b>6,493,603</b>	<b>5,476,606</b>	<b>5,541,756</b>

The subsequent pages detail the fees and charges proposed to be imposed by the local government.

**Shire of Derby / West Kimberley  
2024/25 Fees and Charges Schedule**

Fee Description	Basis of Fees	Fee Type (Council / Statutory)	GST	2023/24 Fee	2024/25 Fee
Any statutory Fees are imposed by other government agencies and are subject to change without warning.					
<b>03 GENERAL PURPOSE FUNDING</b>					
<b>Rates</b>					
<b>Rates Enquiries</b>					
Property enquiry via settlement agent (rating information)	Per property	Council	N	\$70.00	\$73.00
Property enquiry via settlement agent (rating information, and orders and requisitions.)	Per property	Council	N	\$140.00	\$146.00
Property enquiry via settlement agent (rating and building information)	Per property	Council	N	\$192.00	\$199.00
<b>Payment / Instalment Plans</b>					
Alternative payment arrangements	per request	Council	N	\$59.00	\$62.00
Administration Fee on instalments The administration fee does not apply to the first instalment. The fee is only applicable to ratepayers who elect to pay either by the two or four instalments option by the due date.	Per property	Statutory	N	\$20.00	\$21.00
Interest on Instalment Plan	Per annum	Statutory	N	5.50%	5.50%
<b>Rating Charges</b>					
Interest on overdue rates and service charges. Calculated daily on rates and service charges unpaid by due date	Per annum	Statutory	N	8%	9%
Dishonoured Payment including administration fee	Per payment	Council	N	\$65.00	\$65.00
Final Demand	Per property	Statutory	N	\$25.30	\$26.90
Reimbursement of Search / Legal Fees, Debt Recovery	Per property	Council	Y	Actual Cost	Actual Cost
Caveat Lodgement / Withdrawal Fee	Per property	Council	Y	Actual Cost	Actual Cost
<b>04 GOVERNANCE</b>					
<b>Administration</b>					
Agendas and Minutes	each	Council	N	\$45.00	\$45.00
Electoral Roll	per request	Council	N	\$221.00	\$230.00
Interest on overdue sundry debtors. Commence 35 days after date of issue, calculated daily	Per annum	Statutory	N	7%	9%
Freedom of Information Application All other fees and charges in line with FOI Regulations 1993	Per request	Statutory	N	\$30.00	\$30.00
<b>Customer Service and Library Printing Charges</b>					
Printing / Photocopy - A4 Black and White	per page	Council	N	\$2.00	\$0.25
Printing / Photocopy - A4 Colour	per page	Council	N	\$3.00	\$1.00
Printing / Photocopy - A3 Black and White	per page	Council	N	\$3.00	\$0.50
Printing / Photocopy - A3 Colour	per page	Council	N	\$4.00	\$2.00
Laminating - A4	per item	Council	N	\$11.00	\$2.50
Laminating - A3	per item	Council	N	\$11.00	\$4.50
Students - 50% discount					
Shire Special Series Number Plates	Per set	Council	Y	\$323.00	\$335.00
<b>05 LAW, ORDER and PUBLIC SAFETY</b>					
<b>Animal Control</b>					
Ranger Charge out	per hour	Council	Y	NEW	\$120.00
Animal Trap - Bond	per trap	Council	N	\$50.00	\$50.00
Replacement animal registration tag	per tag	Council	N	\$6.00	\$6.50
Application for grant of, or renewal of approval to breed cats	each	Statutory	N	\$200.00	\$200.00
Cat Registration - 1 Year	each	Statutory	N	\$20.00	\$20.00
Cat Registration - 1 Year if application is made after 31 May	each	Statutory	N	\$10.00	\$10.00
Cat Registration - 3 Year	each	Statutory	N	\$42.50	\$42.50
Cat Registration - Lifetime	each	Statutory	N	\$100.00	\$100.00
Eligible Pensioners 50% of registration fees					
Guide Dogs					No Charge
Dog Registration - 1 Year - sterilised	each	Statutory	N	\$20.00	\$20.00
Dog Registration - 1 Year - sterilised - if application is made after 31 May	each	Statutory	N	\$10.00	\$10.00
Dog Registration - 3 Year - sterilised	each	Statutory	N	\$42.50	\$42.50
Dog Registration - Lifetime - sterilised	each	Statutory	N	\$100.00	\$100.00
Dog Registration - 1 Year - unsterilised	each	Statutory	N	\$50.00	\$50.00
Dog Registration - 1 Year - unsterilised - if application is made after 31 May	each	Statutory	N	\$25.00	\$25.00
Dog Registration - 3 Year - unsterilised	each	Statutory	N	\$120.00	\$120.00
Dog Registration - Lifetime - unsterilised	each	Statutory	N	\$250.00	\$250.00
Eligible Pensioners 50% of registration fees *Except Dangerous Dogs					
Working Dogs - Bona fide used for droving or tendering stock 25% of registration fees					
Dangerous Dog - 1 Year registration	each	Statutory	Y	\$50.00	\$50.00
Dangerous Dog - initial property inspection (including moving to a new property)	each	Statutory	Y	\$250.00	\$250.00
Dangerous Dog - annual inspection	each	Statutory	Y	\$100.00	\$100.00
Dangerous Dog - sign	each	Statutory	Y	\$45.00	\$45.00
Dangerous Dog - muzzle	each	Statutory	Y	\$35.00	\$35.00
Dangerous Dog Collars - multiple sizes	each				At cost
Application for more than 2 Dogs	per application	Council	Y	\$100.00	\$100.00

**Shire of Derby / West Kimberley  
2024/25 Fees and Charges Schedule**

Fee Description	Basis of Fees	Fee Type (Council / Statutory)	GST	2023/24 Fee	2024/25 Fee
<b>Animal Control continued</b>					
<b>Dog and Cat Impound Fees</b>					
First impound/seizure - registered dog or cat	each	Council	N	\$50.00	\$50.00
First impound/seizure - unregistered dog or cat	each	Council	N	\$75.00	\$75.00
Second impound/seizure within 12 months	each	Council	N	\$100.00	\$100.00
Third and subsequent impound/seizure within 12 months	each	Council	N	\$150.00	\$150.00
Dog or Cat Seizure Fee - Without impound and return of dog					Remove
Dog or cat maintenance in pound	per animal per day		N	\$15.00	\$15.00
Parasite treatment if required	each	Council	Y	\$11.00	\$20.00
Destruction and/or Disposal of a dog or cat at owners request *To be charged at the discretion of Ranger Coordinator to ensure animal welfare is paramount	each	Council	N	\$120.00	\$125.00
Return dog or cat after business hours. * Dependent on availability of Ranger	each	Council	N	\$150.00	\$150.00
Animal Microchipping - 1 Dog or 1 Cat	each	Council	N	\$55.00	\$55.00
Animal Microchipping - per animal where two or more	each	Council	N	\$50.00	\$50.00
Eligible Pensioners - Animal Microchipping - Dog or Cat	each	Council	N	\$50.00	\$50.00
Eligible Pensioners - Animal Microchipping - Dog or Cat	each	Council	N	\$45.00	\$45.00
NOTE: This service is a provision for the releasing dogs and cats from the pound - when and where other service providers are not available. It can not be seen as an expectation from the public and may not always be readily available. The principal Vet from the Derby Veterinary Clinic unconditionally supports the offer of this service.					
<b>Boarding Kennels</b>					
Boarding Kennel Registration licence	Each	Statutory	Y	\$200.00	\$200.00
Annual kennel Licence (Inspection required before renewal of Licence)	Each	Statutory	Y	\$220.00	\$220.00
Variation of Licence	Each	Statutory	N	\$105.00	\$105.00
Transfer of Licence	Each	Statutory	N	\$70.00	\$70.00
<b>Livestock Impound Fees</b>					
<b>During business hours</b>					
Entire horses, mules, asses, camels, bulls, boars, mares, geldings, colts, fillies, foals, oxen, cows, steers, heifers, rams or pigs	Each	Council	Y	\$120.00	\$125.00
Wethers, ewes, lambs or goats	Each	Council	Y	\$60.00	\$63.00
<b>Impounded after 6pm and before 6am</b>					
Entire horses, mules, asses, camels, bulls, boars, mares, geldings, colts, fillies, foals, oxen, cows, steers, heifers, rams or pigs	Each	Council	Y	\$240.00	\$249.00
Wethers, ewes, lambs or goats per head	Each	Council	Y	\$120.00	\$125.00
<b>Subsequent each 24 hours of part thereof</b>					
Entire horses, mules, asses, camels, bulls, boars, mares, geldings, colts, fillies, foals, oxen, cows, steers, heifers, rams or pigs	Each	Council	Y	\$30.00	\$32.00
Wethers, ewes, lambs or goats per head	Each	Council	Y	\$15.00	\$16.00
Note: No charge is payable in respect of a suckling animal under the age of six months running with its mother					
Livestock maintenance in pound	per animal per day	Council	Y	\$35.00	\$35.00
<b>Impounded Vehicles</b>					
Towing of vehicle from property	per vehicle			\$250.00	\$300.00
Initial impound fee vehicle				\$20.00	\$20.00
Storage Fee - impounded vehicles	per day			\$10.00	\$10.00
travel to collect abandoned vehicle outside of Derby townsite	per kilometre			New Fee	\$4.10
<b>Fire Control</b>					
Installation of firebreaks	each	Council	N	At cost	At cost
Administration fee if conducted by Rangers	each	Council	N	\$100.00	\$100.00

**Shire of Derby / West Kimberley  
2024/25 Fees and Charges Schedule**

Fee Description	Basis of Fees	Fee Type (Council / Statutory)	GST	2023/24 Fee	2024/25 Fee
<b>07 HEALTH</b>					
<b>Environmental Health</b>					
<b>Caravan Parks</b>					
Annual Registration Fee*	Each	Statutory	N	\$200.00	\$200.00
Transfer Caravan Park Licence	Each	Statutory	N	\$100.00	\$100.00
*OR - The amount calculated by multiplying the relevant amount below per site, by the maximum number of sites (including any sites that may be used in an overflow area) whichever is greater					
Registration per Long Stay Site	per annum	Statutory	N	\$6.00	\$6.00
Registration per Short Stay Site and Sites in Transit Parks	per annum	Statutory	N	\$6.00	\$6.00
Registration per Camp Site	per annum	Statutory	N	\$3.00	\$3.00
Registration per Overflow Site	per annum	Statutory	N	\$1.50	\$1.50
Additional fee for renewal after expiry (Reg 53)	per annum	Statutory	N	\$20.00	\$20.00
Temporary Licence - Pro rata amount of the application fee payable for the period of time for which the licence is to be in force					
<b>Lodging House</b>					
Annual Registration Fee	per annum	Statutory	N	\$180.00	\$180.00
Transfer of Ownership Licence	each	Statutory	N	\$100.00	\$100.00
<b>Inspections / Applications</b>					
Public buildings - Low Risk	per building	Statutory	N	\$100.00	\$100.00
Public buildings - Medium Risk	per building	Statutory	N	\$200.00	\$200.00
Public buildings - High Risk	per building	Statutory	N	\$300.00	\$300.00
Public Event - Not For Profit entity					No Charge
Food Premises Inspection Fee	per premise	Statutory	N	\$80.00	\$80.00
Food Premises Re-Inspection Fee (following initial failure)	per premise	Statutory	N	\$120.00	\$120.00
<b>Fee for Service of Demand</b>					
Includes Section 39 Certificate, freezer breakdown, inspection on request, assessment of noise management plans. This fee applies to all Environmental Health Service Delivery and is not limited to food matters only					
First hour or pro rata for a part of an hour	per hour	Statutory	Y	\$209.00	\$220.00
Every hour thereafter or pro rata for a part of an hour	per hour	Statutory	Y	\$105.00	\$110.00
<b>Sampling</b>					
Water Sampling/Analysis *Microbial	per sample	Statutory	N	\$77.00	\$80.00
Pool Water Sampling	per sample	Statutory	N	\$57.00	\$58.00
Pool Water Re-Sampling as failed initial test	per sample	Statutory	N	\$100.00	\$102.00
Bore Water Sampling	per sample	Statutory	Y	\$77.00	\$78.00
Bore Water Re-Sampling as failed initial test	per sample	Statutory	Y	\$130.00	\$130.00
Reissue Certificate of Approval - All health related approvals	each	Statutory	N	\$54.00	\$55.00
<b>Hairdresser/Beauty Therapy/Skin Penetration</b>					
Initial Notification / Application	per premise	Statutory	N	\$110.00	\$110.00
Annual Inspection Fee	annual	Statutory	N	\$80.00	\$80.00
<b>Offensive Trades Fees</b>					
Fees for Offensive Trades are as prescribed by the Health (Offensive Trades Fees) Regulations 1976 under the Health Act 1911					
<b>Septic Tank Applications*</b>					
Application Fee	each	Statutory	N	\$118.00	\$118.00
Fee for Grant of Permit (Reg 10(2))	each	Statutory	N	\$118.00	\$118.00
Septic Tank Inspection Fee	each	Statutory	N	\$118.00	\$118.00
*Other fees apply if building is not a single dwelling and produces more than 540 litres of sewerage per day (ie \$56.00 fee to HDWA)					
<b>Food Act Application Fee</b>					
Construct or establish a food premises (s110 (3)) which includes Notification Fee					
High Risk	each	Statutory	N	\$400.00	\$400.00
Medium Risk	each	Statutory	N	\$300.00	\$300.00
Low Risk	each	Statutory	N	\$200.00	\$200.00
Note: As per Food Act, any Fees and Charges set by statutory regulation take precedence over Council Fees and Charges					
<b>Food Act Notification Fee</b>					
High, Medium and Low Risk Premises	each	Statutory	N	\$70.00	\$70.00
Exempted Food Premises, not-for-profit, community groups and food businesses licenced under Activities on Thoroughfares and Trading					No Charge
<b>Annual Risk Assessment/Inspection Fees</b>					
High Risk - 4 Assessments per year	each	Statutory	N	\$500.00	\$500.00
Medium Risk - 2 Assessments per year	each	Statutory	N	\$300.00	\$300.00
Low Risk - 1 Assessment per year	each	Statutory	N	\$150.00	\$150.00
Second and Subsequent Re-Assessment	each	Statutory	N	\$100.00	\$100.00
Transfer Fee	each	Statutory	N	\$100.00	\$100.00
<b>Stallholders Permit</b>					
Annual Fee	each	Statutory	N	\$260.00	\$260.00
Monthly Fee	each	Statutory	N	\$60.00	\$60.00
Daily Fee	each	Statutory	N	\$30.00	\$30.00
Charitable organisation or community group					No Charge
<b>Traders Permit</b>					
Annual Fee	each	Statutory	N	\$1,565.00	\$1,565.00
Monthly Fee	each	Statutory	N	\$260.00	\$260.00
Daily Fee/One off	each	Statutory	N	\$55.00	\$55.00

**Shire of Derby / West Kimberley  
2024/25 Fees and Charges Schedule**

Fee Description	Basis of Fees	Fee Type (Council / Statutory)	GST	2023/24 Fee	2024/25 Fee
<b>08 EDUCATION AND WELFARE</b>					
<b>Youth Services</b>					
<b>Derby Youth Centre - Alcohol is not allowed at this venue</b>					
Bond*	each	Council	Y	\$500.00	\$500.00
Community and Non-Government Use - per hour	each	Council	Y	\$15.00	\$15.00
Community and Non-Government Use - half day (up to 5 hours)	each	Council	Y	\$67.50	\$67.50
Community and Non-Government Use - per day	each	Council	Y	\$96.00	\$96.00
Commercial and Government Use - per hour	each	Council	Y	\$30.00	\$30.00
Commercial and Government Use - half day (up to 5 hours)	each	Council	Y	\$135.00	\$135.00
Commercial and Government Use - per day	each	Council	Y	\$180.00	\$180.00
Additional Cleaning Charges per hour (where required)	each	Council	Y	Cleaning Contractor Costs + 20%	\$115.00
Additional Rubbish Collection by Shire Staff per hour (where required)	each	Council	Y	As per labour rates	\$115.00
Staff to attend - Call Out Fee - per hour	each	Council	Y	As per labour rates	\$84.00
Late key return, Community and Non-Govt Organisations - for keys not returned within hire period as specified above - per day	each	Council	Y	\$150.00	\$167.00
Late key return, Government and Commercial Organisations - for keys not returned within hire period as specified above - per day	each	Council	Y	\$300.00	\$315.00
Lost key return - for keys not surrendered within 5 business day after the event, in addition to late key return fees charged	each	Council	Y	\$600.00	\$630.00
After hours Inspection (Weekends, Public Holidays etc.)	each	Council	Y	\$300.00	\$315.00
When a post hire inspection by Shire staff or a contractor is required outside of normal Shire business hours (being an additional fee on top of the normal hireage fee as specified above)					
Note: Hire fees may be waived at the discretion of Council for the delivery of Youth Life Skills Programs					
<b>10 COMMUNITY AMENITIES</b>					
<b>Cemeteries</b>					
<i>Shire of Derby / West Kimberley Local Law related to Derby Public Cemetery Reserve No. 1227 and Fitzroy Crossing Public Cemetery Reserve No. 29060</i>					
Cemetery Enquiry - Search of Cemetery Records	per application	Council	N	\$65.00	\$65.00
<b>Burial - Application for Grant of Right of Burial</b>					
Grant of Right of Burial	each	Council	N	\$175.00	\$185.00
Sinking Fees - Ordinary Grave for an adult (1.8 - 2.1m deep)	each	Council	N	\$696.00	\$750.00
Sinking Fees - Grave for any child under 7 years (1.8 - 2.1m deep)	each	Council	N	\$579.00	\$600.00
Sinking Fees - Grave for any stillborn child (1.4m deep)	each	Council	N	\$464.00	\$500.00
Sinking fees - Double Burial Plot (2.4m deep)	each	Council	N	\$754.00	\$800.00
Sinking fees - Family to Dig Grave	each	Council	N	\$406.00	\$450.00
<b>Burial - Extra Charges</b>					
For each additional 0-500mm					No Charge
For each additional 500-1000mm or part thereof	each	Council	N	\$175.00	\$175.00
Reopening an ordinary grave for internment or exhumation - Standard Grave	each	Council	N	\$869.00	\$950.00
Reopening Double Plot for second burial at 1.8m deep	each	Council	N	\$696.00	\$750.00
Internment without due notice under By-law 6	each	Council	N	\$290.00	\$300.00
Re-interment after exhumations	each	Council	N	\$290.00	\$300.00
Weekend or Public Holiday	each	Council	N	\$1,000.00	\$1,100.00
Note: Where removal of kerbing, tiles, grass etc. is necessary, fees will be charged per labour hour incurred					
<b>Miscellaneous Charges</b>					
Plot Reservation/Registration of Right of Burial (25 years)	each	Council	N	\$175.00	\$185.00
Registration of "Transfer of Form of Grant of Right of Burial"	each	Council	N	\$30.00	\$45.00
Copy of Right of Burial	each	Council	N	\$30.00	\$45.00
Funeral Director's Annual Licence Fee	each	Council	N	\$290.00	\$295.00
Monumental Mason's Annual Licence Fee	each	Council	N	\$175.00	\$295.00
Permit to erect Headstone	each	Council	N	\$150.00	\$150.00

**Shire of Derby / West Kimberley  
2024/25 Fees and Charges Schedule**

Fee Description	Basis of Fees	Fee Type (Council / Statutory)	GST	2023/24 Fee	2024/25 Fee
<b>Sanitation</b>					
<b>Refuse Collection</b>					
Residential Rubbish - One collection per bin per week (two during wet season)	per annum	Council	N	\$975.00	\$1,024.00
Residential Rubbish - Additional Bin Charge for one collection per week (two during wet season)	per annum	Council	N	\$1,100.00	\$1,155.00
Commercial Rubbish - One collection per bin per week (two during wet season)	per annum	Council	N	\$1,400.00	\$1,470.00
Commercial Rubbish - Additional Bin Charge for one collection per week (two during wet season)	per annum	Council	N	\$1,400.00	\$1,652.00
Commercial Rubbish - Additional Service per day/week (two during wet season)	per annum	Council	N	\$1,100.00	\$1,155.00
Domestic/Commercial Rubbish Bins - Replacement cost per bin	each	Council	Y	\$267.00	\$280.00
<b>Derby/Fitzroy Crossing Waste Management Facilities - Disposal Charge</b>					
Domestic Household Refuse - Disposal at Landfill Site Only. Delivered in trailer or utility loads only, including recyclables					No Charge
Note: Any refuse from domestic premises if brought in by a commercial vehicle or operator will be charged at the commercial and industrial rates					
<b>Separated Green Waste suitable for mulching</b>					
Domestic / Commercial					No Charge
<b>Refuse from Commercial and Industrial Premises and 'Authorised' Collection of Household Waste, and Demolition Waste</b>					
Compacted - Compactor Vehicles - per cubic metre or part thereof	per m3	Council	Y	\$100.00	\$110.00
Not Compacted - per cubic metre or part thereof	per m3	Council	Y	\$85.00	\$89.00
<b>Miscellaneous Waste</b>					
Air Conditioners - General Public					No Charge
Air Conditioners - Commercial Business	each	Council	N	\$65.00	\$68.00
Asbestos Disposal per cubic metre	per m3	Council	Y	\$146.00	\$153.00
Asbestos Disposal Minimum Charge	per m3	Council	Y	\$348.00	\$365.00
Batteries					No Charge
Car Bodies					No Charge
Clinical Waste Disposal - per cubic metre or part thereof	per m3	Council	Y	\$244.00	\$256.00
Disposal of Animal Carcasses - Large animals e.g horses, cattle,pigs	each	Council	N	\$56.00	\$59.00
E-Waste					No Charge
Empty Plastic 205 Litre Drums	each	Council	Y	\$19.00	\$20.00
Empty Steel 205 Litre Drums					No Charge
Gas Bottles					No Charge
Liquid/Septage/Grease Trap Waste - deposited at Council Facility	per kilolitre	Council	Y	\$209.00	\$219.00
Note: Arrangements to be made with private contractors					
Motor Oil and Cooking Oil - Contact Shire Officers for disposal information					No Charge
Refrigerators or Freezers - General Public					No Charge
Refrigerators or Freezers - Commercial Business	each	Council	Y	\$60.00	\$63.00
Truck Bodies - See Waste Facility Contractors					No Charge
Car Tyres	each	Council	Y	\$10.00	\$11.00
Light Truck Tyres	each	Council	Y	\$20.00	\$21.00
Truck Tyres	each	Council	Y	\$50.00	\$52.00
Tractor and Large Machinery Tyres	each	Council	Y	\$100.00	\$105.00
Haul Pack/Dumptruck Tyres	each	Council	Y	\$1,200.00	\$1,260.00
Any waste from outside the Shire's boundaries will incur double the stated fees above					
<b>Minimum Charge of \$15 per invoice per month</b>	each	Council	Y	\$25.00	\$26.00

**Shire of Derby / West Kimberley  
2024/25 Fees and Charges Schedule**

Fee Description	Basis of Fees	Fee Type (Council / Statutory)	GST	2023/24 Fee	2024/25 Fee
<b>Town Planning and Regional Development</b>					
<i>Statutory Planning Applications - In accordance with Planning and Development Regulations 2009, Reg 47 Schedule 2</i>					
Fees are based on the estimated cost of development - Per Application *					
Determination of a Development Application (other than for an Extractive Industry) where the Development has not commenced or been carried out and the estimated cost of the Development is:					
A) Not more than \$50,000	each	Statutory	N	\$147.00	\$147.00
B) More than \$50,000 but not more than \$500,000	each	Statutory	N	0.32% of the estimated cost of development	0.32% of the estimated cost of development
C) More than \$500,000 but not more than \$2.5 million	each	Statutory	N	\$1,700 plus 0.257% for every \$1 in excess of \$500,000	\$1,700 plus 0.257% for every \$1 in excess of \$500,000
D) More than \$2.5 million but not more than \$5 million	each	Statutory	N	\$7,161 plus 0.206% for every \$1 in excess of \$2.5m	\$7,161 plus 0.206% for every \$1 in excess of \$2.5m
E) More than \$5 million but not more than \$21.5 million	each	Statutory	N	\$12,633 plus 0.123% for every \$1 in excess of \$5m	\$12,633 plus 0.123% for every \$1 in excess of \$5m
F) More than \$21.5 million	each	Statutory	N	\$34,196.00	\$34,196.00
* If the Development has commenced or been carried out without approval, an additional amount by way of penalty is payable. This penalty is twice the amount of the fee payable for the determination of the application fees shown above, in addition to the normal					
Advertising Costs (TPS 5) SA/AA as appropriate	each	Council	N	At cost	At cost
Resubmission of Lapsed Planning Approval	each	Council	N	\$295.00	\$295.00
Request for Consideration of Amended Plan	each	Council	N	\$295.00	\$295.00
Request for Extension of Time	each	Council	N	\$295.00	\$295.00
Determining an application to cancel the development approval	each	Council	N	\$0.00	\$0.00
<b>Extractive Industry *</b>					
Determination of Development Application	each	Statutory	N	\$739.00	\$739.00
* If the Development has commenced or been carried out without approval, an additional amount of \$1,478.00 by way of penalty is payable, in addition to the normal application fee. Thus the fee payable is 3 times the standard fee. This is a statutory fee.					
<b>Change of Use and Non Conforming Use Application Only</b>					
Application for change of use or for change of continuation of a non-conforming use where development is not occurring	each	Statutory	N	\$295.00	\$295.00
Alteration, extension or change of non-conforming use where development already commenced or been carried out	each	Statutory	N	\$885.00	\$885.00
<b>Rural Roads</b>					
Development Bond* for Transportable Houses - Refundable				\$10,000.00	\$10,000.00
<b>Development Assessment Panel (DAP) - In accordance with Planning and Development Assessment Panels Regulations 2011</b>					
A) \$2 million but less than \$7 million	each	Statutory	Y	\$5,603.00	\$5,603.00
B) \$7 million but less than \$10 million	each	Statutory	Y	\$8,650.00	\$8,650.00
C) \$10 million but less than \$12.5 million	each	Statutory	Y	\$9,411.00	\$9,411.00
D) \$12.5 million but less than \$15 million	each	Statutory	Y	\$9,680.00	\$9,680.00
E) \$15 million but less than \$17.5 million	each	Statutory	Y	\$9,948.00	\$9,948.00
F) \$17.5 million but less than \$20 million	each	Statutory	Y	\$10,218.00	\$10,218.00
G) \$20 million or more	each	Statutory	Y	\$10,486.00	\$10,486.00
Amendment or cancellation	each	Statutory	Y	\$241.00	\$241.00
<b>Home Occupation - In accordance with Planning and Development Regulations 2009, Reg 47, Schedule 2</b>					
Initial Application for approval of a home occupation where the home occupation has not commenced	each	Statutory	N	\$222.00	\$222.00
Initial Application for approval of a home occupation where the home occupation has commenced	each	Statutory	N	\$666.00	\$666.00
Application for the renewal of approval of a home occupation before the approval expires	each	Statutory	N	\$73.00	\$73.00
Application for the renewal of approval of a home occupation after the approval has expired	each	Statutory	N	\$219.00	\$219.00
<b>Planning Advice</b>					
Issue of written planning advice	each	Statutory	N	\$73.00	\$73.00
Replying to a property settlement questionnaire	each	Statutory	N	\$73.00	\$73.00
<b>Zoning</b>					
Issue of Zoning Certificate	each	Statutory	N	\$73.00	\$73.00
Written Zoning Enquiries	each	Statutory	N	\$73.00	\$73.00
<b>Copy of Monthly Statistics</b>					
Per Month	each	Council	Y	\$20.00	\$21.00
Per Annum	each	Council	Y	\$200.00	\$210.00
<b>Scheme Amendment and Structure Plans</b>					
Calculated for individual applications as per Part 2 and 3 of the Town Planning (Local Government Planning Fees) Regulations 2000					
Director/Manager/Planner	per hour	Statutory	N	\$189.00	\$199.00
Environmental Health Officer or officer with qualifications relevant	per hour	Statutory	N	\$139.00	\$149.00
Secretary/Administration				\$111.00	\$121.00
<b>Professional Advice (Expert Witness Statement, Audits, Reports)</b>					
**Professional advice as a resource of Council may only be provided on agreement of the Chief Executive Officer. Other fees may be incurred if other internal staff is required).					
Director	per hour	Council	Y	\$216.00	\$226.00
Manager or in house Planner	per hour	Council	Y	\$189.00	\$199.00
External Shire Planning Consultant	per hour	Council	Y	\$216.00	\$226.00
Environmental Health Officer or officer with qualifications relevant	per hour	Council	Y	\$139.00	\$149.00
Secretary/Administration	per hour	Council	Y	\$111.00	\$121.00
Any required amendments or changes to the application undertaken by a Shire Officer will be charged for the time taken - per hour	per hour	Statutory	N	\$175.00	\$175.00
Note. Above fees are based on the completed application being lodged.					

**Shire of Derby / West Kimberley  
2024/25 Fees and Charges Schedule**

Fee Description	Basis of Fees	Fee Type (Council / Statutory)	GST	2023/24 Fee	2024/25 Fee
<b>Town Planning and Regional Development continued</b>					
<b>Provision of a Sub-Division/Strata Clearance</b>					
A) 1 to 5 lots - Charge per lot	per lot	Statutory	N	\$73.00	\$73.00
B) Between 6 and 195 lots - Charge for first 5 lots \$365.00, then \$35.00 per additional lot	per lot	Statutory	N	\$365.00	\$365.00
C) More than 195 lots	per lot	Statutory	N	\$7,393.00	\$7,393.00
Strata Form 7 Clearance Certificate under section 5B(2), 8A(f) or 9(3) of the Strata Titles Act - Minimum Fee of \$100.00 applies	per lot	Statutory	N	0.20 per sqm of floor area	0.20 per sqm of floor area
<b>Application for Certificate of Approval for Strata Plan (Form 24)</b>					
a) Up to and including 5 lots - \$656 plus per lot fee	per lot	Statutory	N	\$656.00	\$656.00
b) More than 5 and up to 100 lots - \$981 plus per lot fee	per lot	Statutory	N	\$981.00	\$981.00
c) more than 100 lots	per lot	Statutory	N	\$5,113.50	\$5,113.50
<b>11 RECREATION AND CULTURE</b>					
<b>Kimberley Art and Photographic Prize</b>					
<b>Art Prize</b>					
Artist Entry Fee	each	Council	Y	\$50.00	\$55.00
Artist Entry Fee - Youth	each	Council	Y	\$16.50	\$20.00
Artist Entry Fee - Boab nut category	each	Council	Y	\$10.00	\$15.00
Artist Entry Fee - Concession	each	Council	Y	\$44.50	\$50.00
Commission on sale of works	each	Council	Y	20%	20%
Hanging System - art piece	each	Council	Y	\$25.00	\$40.00
<b>Photographic Awards</b>					
Artist Entry Fee	each	Council	Y	\$30.00	\$35.00
Artist Entry Fee - Youth	each	Council	Y	\$16.50	\$20.00
Artist Entry Fee - Snap and Send category	each	Council	Y	\$0.00	\$0.00
Artist Entry Fee - Concession	each	Council	Y	\$25.00	\$30.00
Commission on sale of works	each	Council	Y	20%	20%
Hanging System - photography piece	each	Council	Y	\$25.00	\$40.00
<b>Library Services</b>					
Lost or damaged membership card	each	Council	Y	\$5.00	\$5.50
Administration fee for lost or damaged items	each	Council	Y	\$5.50	\$5.50
Replacement items	each	Council	Y	at cost	at cost
DVD Case single	each	Council	Y	\$1.00	\$2.00
DVD Case multiple	each	Council	Y	\$2.50	\$4.00
CD Case	each	Council	Y	\$3.00	\$3.50
Exam Fee invigilation per person including exam room hire - University					Set by University
Exam Fee invigilation per person including exam room hire - All other exams	per hour	Council	Y	\$110.00	\$110.00
Used Books	each	Council	Y	\$2.00	\$2.20
Used DVD or CD	each	Council	Y	\$2.00	\$2.50
Used Audio Book	each	Council	Y	\$10.00	\$10.50
Used Magazine bundle					Remove
Programs - Derby Library	each	Council	Y	\$2.00	\$2.50
Internet use - once per person per day				No Charge	Remove

**Shire of Derby / West Kimberley  
2024/25 Fees and Charges Schedule**

Fee Description	Basis of Fees	Fee Type (Council / Statutory)	GST	2023/24 Fee	2024/25 Fee
<b>Aquatic Facilities</b>					
<b>Derby Memorial Swimming Pool</b>					
Spectator - Casual Entry	each	Council	Y	\$1.00	\$1.00
Child 0 - 4 - Casual Entry					no charge
Child 5 to 15 - Casual Entry	each	Council	Y	\$3.50	\$3.50
Child 5 to 15 - 3 Month Pool Membership	each	Council	Y	\$76.00	\$76.00
Child 5 to 15 - 6 Month Pool Membership	each	Council	Y	\$119.00	\$119.00
Child 5 to 15 - 12 Month Pool Membership	each	Council	Y	\$194.00	\$194.00
Adult 16+ - Casual Entry	each	Council	Y	\$5.50	\$5.50
Adult 16+ - 3 Month Pool Membership	each	Council	Y	\$113.00	\$113.00
Adult 16+ - 6 Month Pool Membership	each	Council	Y	\$226.00	\$226.00
Adult 16+ - 12 Month Pool Membership	each	Council	Y	\$345.00	\$345.00
Concession - Casual Entry	each	Council	Y	\$3.50	\$3.50
Concession - 3 Month Pool Membership	each	Council	Y	\$76.00	\$76.00
Concession - 6 Month Pool Membership	each	Council	Y	\$119.00	\$119.00
Concession - 12 Month Pool Membership	each	Council	Y	\$194.00	\$194.00
School Groups - Per student, pool opening hours only	each	Council	Y	\$2.00	\$2.00
Community Pool Party - Pool Entry	each	Council	Y	\$2.00	\$2.00
Family - Casual Entry	each	Council	Y	\$15.00	\$15.00
Family - 3 Month Pool Membership	each	Council	Y	\$286.00	\$286.00
Family - 6 Month Pool Membership	each	Council	Y	\$442.00	\$442.00
Family - 12 Month Pool Membership	each	Council	Y	\$668.00	\$668.00
Note: Family is 2 adults and up to 4 children					
<b>Multi Pass Swim (10 Entry)</b>					
Adult 10 visit pass	each	Council	Y	\$49.50	\$49.50
Child 5 to 15 10 visit pass	each	Council	Y	\$31.50	\$31.50
Concession 10 visit pass	each	Council	Y	\$31.50	\$31.50
Spectator 10 visit pass	each	Council	Y	\$9.00	\$9.00
<b>Aquatic Programs</b>					
Adult - Group Fitness Class	each	Council	Y	\$10.00	\$10.00
Junior- Group Fitness Class	each	Council	Y	\$5.00	\$5.00
Concession - seniors, students, healthcare card - Group Fitness Classes	each	Council	Y	\$8.00	\$8.00
Dash and Splash Entry	each	Council	Y	\$15.00	\$15.00
Derby Swim Classic	each	Council	Y	\$15.00	\$15.00
<b>Multi Pass Aquatic Programs (10 Entry)</b>					
Adult 10 visit pass	each	Council	Y	\$90.00	\$90.00
Child 5 to 15 10 visit pass	each	Council	Y	\$45.00	\$45.00
Concession 10 visit pass	each	Council	Y	\$72.00	\$72.00
<b>Swimming Lessons and Educational Programs</b>					
Adult (non-member) - Group	each	Council	Y	\$15.00	\$15.00
Adult (member) - Group	each	Council	Y	\$12.50	\$12.50
Junior (non-member) - Group	each	Council	Y	\$13.00	\$13.00
Junior (member) - Group	each	Council	Y	\$11.00	\$11.00
Adult - 1:1 teaching per 30min lesson	each	Council	Y	\$37.00	\$37.00
Junior - 1:1 teaching per 30min lesson	each	Council	Y	\$37.00	\$37.00
Additional Adult/Junior - 1:1 teaching per 30min lesson	each	Council	Y	\$21.00	\$21.00
Bronze Medallion Qualification - Full Course	each	Council	Y	\$200.00	\$210.00
Bronze Medallion Qualification - Requalification	each	Council	Y	\$100.00	\$105.00
Note: Full term is to be paid up front at commencement of program					
<b>Aquatic other</b>					
Lane Hire	per hour	Council	Y	\$15.00	\$17.00
Pool Hire (Outside of normal opening hours with prior agreement only. Includes one Pool Operator qualified staff member)	per hour	Council	Y	\$100.00	\$105.00
Pool Hire with Inflatable (Outside of normal opening hours with prior agreement only. Includes one Pool Operator qualified staff member)	per hour	Council	Y	\$150.00	\$150.00
Facility Hire - Exclusive use during ordinary opening hours (eg School Carnivals). Includes 1 Pool Operator qualified staff member.	per hire	Council	Y	\$450.00	\$472.00
Additional Lifeguard (compulsory for events over 100 attendees)	per hour	Council	Y	\$50.00	\$50.00
Instructor Fee	per hour	Council	Y	New Fee	\$50.00
Event Booking Bond* - during operational hours only	per event	Council	Y	\$50.00	\$50.00
Bond* - private booking whole of facility	per event	Council	Y	\$300.00	\$300.00
*Bonds will not be waived. In ALL cases a bond is to be paid prior to the function, when the booking is made. The bond will be refunded as soon as possible after the function should there be no damage or additional expenses incurred.					
<b>Cancellation of Bookings</b>					
7 Days or more prior to booking	per booking	Council	N	Full Refund	Full Refund
Between 1 and 7 Days prior to booking	per booking	Council	N	50% Refund	50% Refund
Within 24 Hours of booking	per booking	Council	N	No Refund	No Refund

**Shire of Derby / West Kimberley  
2024/25 Fees and Charges Schedule**

Fee Description	Basis of Fees	Fee Type (Council / Statutory)	GST	2023/24 Fee	2024/25 Fee
<b>Other Recreation and Sport</b>					
<b>Junior School Holiday Program: Primary School Sessions</b>					
Individual Session	per session	Council	N	\$11.00	\$11.00
One Week - All Sessions	per session	Council	N	\$30.00	\$30.00
Two Weeks - All Sessions	per session	Council	N	\$60.00	\$60.00
<b>Recreation Programs</b>					
Adult Recreation Program	per session	Council	N	\$10.00	\$10.00
Junior Recreation Program	per session	Council	N	\$5.00	\$5.00
<b>Marquee Hire</b>					
Hire Fee - First day (including labour hire to erect and dismantle)	per hire	Council	Y	\$950.00	\$950.00
Hire Fee - Each additional day	per hire	Council	Y	\$200.00	\$200.00
Bond*		Council	N	\$550.00	\$550.00
Note: It is compulsory for the Shire to erect and dismantle the marquee					
<b>Pop-up Gazebo Hire</b>					
Daily Hire Fee	per hire	Council	Y	\$200.00	\$200.00
Labour Hire to Erect or Dismantle (optional)	per hire	Council	Y	\$375.00	\$375.00
Bond*		Council	N	\$550.00	\$550.00
<b>Equipment plus bond</b>					
BBQ Trailer Hire	per day	Council	Y	\$80.00	\$80.00
Note: the Hirer must obtain a Food Permit, which may incur an additional cost					
Public Address System	per hire	Council	Y	\$75.00	\$75.00
Projector	per hire	Council	Y	\$50.00	\$50.00
Screen	per hire	Council	Y	\$25.00	\$25.00
Bond*	per session	Council	N	\$250.00	\$250.00
<b>Equipment plus bond - Large</b>					
Outdoor Cinema Screen	per hire	Council	Y	\$350.00	\$350.00
Gladiator Ring	per hire	Council	Y	\$350.00	\$350.00
Inflatable Obstacle Course	per hire	Council	Y	\$350.00	\$350.00
Requirement to have Shire staff assist with set up. Minimum one hour required	per hire	Council	Y	As per labour	as per labour
Bond* - Outdoor Cinema Screen, Gladiator Ring and Inflatable Obstacle Course				\$500.00	\$500.00
*Bonds will not be waived. In ALL cases a bond is to be paid prior to the function, when the booking is made. The bond will be refunded as soon as possible after the function should there be no damage or additional expenses incurred.					
<b>Facility Hire</b>					
<b>Keys</b>					
Late key return, Community and Non-Govt Organisations - for keys not returned within hire period as specified above - per day	each	Council	Y	\$150.00	\$150.00
Late key return, Government and Commercial Organisations - for keys not returned within hire period as specified above	each	Council	Y	\$300.00	\$300.00
Lost key return - for keys not surrendered within 5 business day after the event, in addition to late key return fees charged	each	Council	Y	\$600.00	\$600.00
After hours inspection - when a post hire inspection by Shire Staff or a contractor is required outside of normal Shire business hours (being an additional fee on top of the normal hireage fee as specified above)	each	Council	Y	\$300.00	\$300.00
<b>Cancellation of Facility Hire Bookings</b>					
14 Days or more prior to booking				Full Refund	Full Refund
Between 8 and 13 Days prior to booking				75% Refund	75% Refund
Between 2 and 7 Days prior to booking				50% Refund	50% Refund
Within 48 Hours of booking				No Refund	No Refund
<b>Equipment</b>					
Chairs and Trestle tables are included in facility booking fee. They will not be hired for use outside of Council facilities					
<b>Other Services</b>					
Additional Cleaning Charges (where required)	per hour	Council	Y	cleaning contractor costs + 20%	cleaning contractor costs + 20%
Additional Rubbish Collection by Shire Staff (where required)	per hour	Council	Y	as per labour	\$115.00
Staff to attend - Call Out Fee	per hour	Council	Y	as per labour	\$84.00
Additional time using facility outside of user agreement - Charged at facility hourly rate listed					
<b>Bonds</b>					
Bonds can not be waived. In ALL cases a bond is to be paid prior to the function, when the booking is made. The bond will be refunded as soon as possible after the function should there be no damage or additional expenses incurred					
* Council retains the right to charge a higher bond if the hirer has previously caused damage or if the activity is likely to cause damage					
** Council retains the right to retain bond if the hirer breaches any conditions of hire.					
** Council retains the right to refuse bookings where there has been a prior breach of conditions of hire by the hirer for any of the shire venues at any time in the past					
** Where an organisation will be hiring a venue or equipment multiple times throughout the year, one bond can be paid and held by the Shire for the entire year or until a refund of the bond is requested. The bond must be of the bond value applicable to the venue or equipment being hired. If multiple venues or equipment are required on the same day, the person or organisation hiring the facilities or equipment are to pay the additional bond applicable.					
<b>Definitions</b>					
<b>Alcohol</b> - Where alcohol is being served or otherwise provided, including BYO and gratis provision					
<b>Per Day Rates</b> - Per day rate is 8 hours. Up to a maximum of 14 hrs eg 10am - 12 midnight, Friday and Saturday only					
<b>Community and Non-Government Organisations</b> - This category covers individuals (eg: birthday parties and weddings except where alcohol is being served), incorporated and non-incorporated community groups where the purpose is not for profit. This includes groups such as Churches, Playgroups, and Aboriginal Community Organisations (eg: Land Council etc)					
<b>Commercial and Government</b> - All state, federal and other local governments including their agencies, or where the purpose is to generate a profit by a business (excludes fairs, circuses, sideshows or other large scale events)					

**Shire of Derby / West Kimberley  
2024/25 Fees and Charges Schedule**

Fee Description	Basis of Fees	Fee Type (Council / Statutory)	GST	2023/24 Fee	2024/25 Fee
<b>Facility Hire continued</b>					
<b>Council Chambers</b>					
Community and Non-Government Use	per hour	Council	Y	\$50.00	\$52.00
Community and Non-Government Use	per day	Council	Y	\$150.00	\$156.00
Commercial and Government Use	per hour	Council	Y	\$100.00	\$104.00
Commercial and Government Use	per day	Council	Y	\$300.00	\$311.00
Bond*				\$300.00	\$300.00
<b>Derby Wharf Covered Seating Area</b>					
Private/exclusive use opportunity to one of the designated portions (two x 10m <sup>2</sup> sites available) of the jetty site – weekdays, except public holidays	per hour	Council	Y	\$25.00	\$25.00
Private/exclusive use opportunity to one of the designated portions (two x 10m <sup>2</sup> sites available) of the jetty site – weekends and public holidays	per hour	Council	Y	\$50.00	\$50.00
<b>Civic Centre - Alcohol is allowed at this venue</b>					
<b>Community and Non Government Organisations</b>					
Hall Hire	per hour	Council	Y	\$45.00	\$47.00
Hall Hire - Sunday to Thursday 10am to 11pm	daily	Council	Y	\$270.00	\$280.00
Hall Hire - Friday and Saturday 10am to midnight	daily	Council	Y	\$270.00	\$280.00
<b>Government and Commercial Organisations</b>					
Hall Hire	per hour	Council	Y	\$90.00	\$94.00
Daily Hall Hire - Sunday to Thursday 10am to 11pm	daily	Council	Y	\$720.00	\$746.00
Daily Hall Hire - Friday and Saturday 10am to midnight	daily	Council	Y	\$720.00	\$746.00
<b>Charitable / Not for Profit Fundraising Events</b>					
Hall Hire with Alcohol	per hour	Council	Y	\$45.00	\$47.00
Hall Hire with Alcohol	daily	Council	Y	\$270.00	\$280.00
Hall Hire without Alcohol	per hour	Council	Y	\$45.00	\$47.00
Hall Hire without Alcohol	daily	Council	Y	\$270.00	\$280.00
Hall Hire for funeral service only	per hour	Council	Y	\$45.00	\$47.00
Hall Hire for funeral service only	daily	Council	Y	\$270.00	\$280.00
Bond* - Without alcohol consumption				\$500.00	\$500.00
Bond* - With alcohol consumption				\$2,000.00	\$2,000.00
<b>Derby Recreation Centre - Alcohol is not allowed at this Venue</b>					
Squash Courts - per 30 minutes	30 minutes	Council	Y	\$10.00	\$11.00
Squash Courts - per hour	per hour	Council	Y	\$16.00	\$17.00
<b>Community Room</b>					
Community and Non-Government Use	per hour	Council	Y	\$15.00	\$16.00
Community and Non-Government Use	daily	Council	Y	\$90.00	\$92.00
Commercial and Government Use	per hour	Council	Y	\$30.00	\$32.00
Commercial and Government Use	daily	Council	Y	\$180.00	\$189.00
Bond*				\$300.00	\$300.00
<b>Meeting Room</b>					
Community and Non-Government Use	per hour	Council	Y	\$12.50	\$13.00
Community and Non-Government Use	daily	Council	Y	\$75.00	\$79.00
Commercial and Government Use	per hour	Council	Y	\$25.00	\$26.00
Commercial and Government Use	daily	Council	Y	\$165.00	\$173.00
Bond*				\$300.00	\$300.00
<b>Derby Courts - per court</b>					
Community and Non-Government Use - Without Lighting	per hour	Council	Y	\$15.00	\$16.00
Community and Non-Government Use - With Lighting	per hour	Council	Y	\$40.00	\$42.00
Community and Non-Government Use - 6am to 6pm	daily	Council	Y	\$90.00	\$94.00
Commercial and Government Use - Without Lighting	per hour	Council	Y	\$30.00	\$32.00
Commercial and Government Use - With Lighting	per hour	Council	Y	\$80.00	\$83.00
Commercial and Government Use - 6am to 6pm	daily	Council	Y	\$180.00	\$187.00
Bond* (one off hire by individual user)**				\$100.00	\$100.00
Bond* (larger regular user groups, sporting groups)**				\$300.00	\$300.00
<b>Derby Oval</b>					
Community and Non-Government Use - Without Lighting	per hour	Council	Y	\$15.00	\$16.00
Community and Non-Government Use - With Lighting	per hour	Council	Y	\$40.00	\$42.00
Community and Non-Government Use - Without Lighting	per day	Council	Y	\$90.00	\$94.00
Commercial and Government Use - Without Lighting	per hour	Council	Y	\$30.00	\$32.00
Commercial and Government Use - With Lighting	per hour	Council	Y	\$80.00	\$83.00
Commercial and Government Use - Without Lighting	per day	Council	Y	\$180.00	\$187.00
<b>Derby Oval Changerooms</b>					
Changeroom Hire - Community and non-government organisations	per hour	Council	Y	\$11.00	\$12.00
Changeroom Hire - Community and non-government organisations	daily	Council	Y	\$66.00	\$69.00
Changeroom Hire - Commercial and government	per hour	Council	Y	\$22.00	\$23.00
Changeroom Hire - Commercial and government	daily	Council	Y	\$132.00	\$137.00
Bond*				\$500.00	\$500.00

**Shire of Derby / West Kimberley  
2024/25 Fees and Charges Schedule**

Fee Description	Basis of Fees	Fee Type (Council / Statutory)	GST	2023/24 Fee	2024/25 Fee
<b>Facility Hire continued</b>					
<b>Fitzroy Crossing Recreation Centre - No alcohol allowed at this venue</b>					
Community and Non-Government Use	per hour	Council	Y	\$30.00	\$32.00
Community and Non-Government Use	daily	Council	Y	\$180.00	\$187.00
Commercial and Government Use	per hour	Council	Y	\$60.00	\$63.00
Commercial and Government Use	daily	Council	Y	\$360.00	\$373.00
Bond* - Without alcohol consumption				\$500.00	\$500.00
<b>Fitzroy Crossing Courts - Charges are per Court</b>					
Community and Non-Government Use - Without Lighting	per hour	Council	Y	\$20.00	\$21.00
Community and Non-Government Use - With Lighting	per hour	Council	Y	\$35.00	\$37.00
Community and Non-Government Use - 6am to 6pm	daily	Council	Y	\$120.00	\$125.00
Commercial and Government Use - Without Lighting	per hour	Council	Y	\$40.00	\$42.00
Commercial and Government Use - With Lighting	per hour	Council	Y	\$70.00	\$73.00
Commercial and Government Use - 6am to 6pm	daily	Council	Y	\$240.00	\$249.00
Bond* (one off hire by individual user)**				\$100.00	\$200.00
Bond* (larger regular user groups, sporting groups)**				\$300.00	\$500.00
<b>Fitzroy Crossing Canteen and Changerooms</b>					
Canteen Hire - Community and non-government organisations	daily	Council	Y	\$15.00	\$25.00
Canteen Hire - Community and non-government organisations	hour	Council	Y	\$90.00	\$300.00
Canteen Hire - Commercial and government	daily	Council	Y	\$30.00	\$40.00
Canteen Hire - Commercial and government	hour	Council	Y	\$180.00	\$480.00
Note- Hirers of the Canteen are required to obtain a food permit prior to the use of the facility. This may incur additional costs.					
Changeroom Hire - Community and non-government organisations- per day	daily	Council	Y	\$11.00	\$15.00
Changeroom Hire - Community and non-government organisations- per hour	hour	Council	Y	\$66.00	\$180.00
Changeroom Hire - Commercial and government - per day	daily	Council	Y	\$22.00	\$26.00
Changeroom Hire - Commercial and government - per hour	hour	Council	Y	\$132.00	\$312.00
Bond*				\$300.00	\$500.00
<b>Fitzroy Crossing Gym (managed by Garnduwa)</b>					
Key Bond*	each	Council	N	\$250.00	\$100.00
<b>Fitzroy Crossing Oval</b>					
Community and Non-Government Use - Without Lighting	per hour	Council	Y	\$15.00	\$16.00
Community and Non-Government Use -With Lighting	per hour	Council	Y	\$40.00	\$42.00
Community and Non-Government Use - Without Lighting	daily	Council	Y	\$90.00	\$94.00
Commercial and Government Use - Without Lighting	per hour	Council	Y	\$30.00	\$32.00
Commercial and Government Use - With Lighting	per hour	Council	Y	\$80.00	\$83.00
Commercial and Government Use - per day - Without Lighting	daily	Council	Y	\$180.00	\$187.00
Bond*				\$500.00	\$500.00
<b>Large Events</b>					
Sideshows/Fairs/Expos/Travelling Shows per night of operation	per night	Council	Y	\$300.00	\$311.00
Sideshows/Fairs/Expos/Travelling Shows per night of non operation	per night	Council	Y	\$150.00	\$156.00
Circuses per night of operation	per night	Council	Y	\$500.00	\$518.00
Circuses per night of non operation	per night	Council	Y	\$250.00	\$259.00
<b>Fitzroy Crossing Workers Camp</b>					
Accommodation Rate	per night	Council	Y	New Fee	\$355.00
Administration Fee	per booking	Council	Y	New Fee	\$27.50
<b>Sport and Recreation User Agreements</b>					
Derby Boxing Area	annual	Council	Y	\$1,000.00	\$1,000.00
Derby Oval – No Lights Team/Associations	annual	Council	Y	\$650.00	\$650.00
Derby Oval – No Lights Jnr Team/Associations	annual	Council	Y	\$275.00	\$275.00
Derby Oval – With Lights Team/Associations	annual	Council	Y	\$1,000.00	\$1,000.00
Derby Oval – With Lights Jnr Team/Associations	annual	Council	Y	\$375.00	\$375.00
Derby Community Room - Recreation Centre Jnr Team/Associations	annual	Council	Y	\$165.00	\$165.00
Derby Community Room - Recreation Centre Team/Associations	annual	Council	Y	\$455.00	\$455.00
Derby Covered Courts – No Lights Team/Associations - Per Court	annual	Council	Y	\$350.00	\$350.00
Derby Covered Courts – No Lights Jnr Team/Associations - Per Court	annual	Council	Y	\$125.00	\$125.00
Derby Covered Courts – With Lights Team/Associations - Per Court	annual	Council	Y	\$700.00	\$700.00
Derby Covered Courts – With Lights Jnr Team/Associations - Per Court	annual	Council	Y	\$275.00	\$275.00
Derby Outside Courts – No Lights Team/Associations - Per Court	annual	Council	Y	\$175.00	\$175.00
Derby Outside Courts – No Lights Jnr Team/Associations - Per Court	annual	Council	Y	\$62.50	\$62.50
Derby Outside Courts – With Lights Team/Associations - Per Court	annual	Council	Y	\$350.00	\$350.00
Derby Outside Courts – With Lights Jnr Team/Associations - Per Court	annual	Council	Y	\$137.50	\$137.50
Fitzroy Crossing Gym	annual	Council	Y	\$1,000.00	\$1,000.00
Fitzroy Crossing Oval – No Lights Team/Associations	annual	Council	Y	\$650.00	\$650.00
Fitzroy Crossing Oval – No Lights Jnr Team/Associations	annual	Council	Y	\$275.00	\$275.00
Fitzroy Crossing Oval – With Lights Team/Associations	annual	Council	Y	\$1,000.00	\$1,000.00
Fitzroy Crossing Oval – With Lights Jnr Team/Associations	annual	Council	Y	\$375.00	\$375.00
FX Covered Courts Single Court – No Lights Team/Associations	annual	Council	Y	\$175.00	\$175.00
FX Covered Courts Single Court – No Lights Jnr Team/Associations	annual	Council	Y	\$70.00	\$70.00
FX Covered Courts Single Court – With Lights Team/Associations	annual	Council	Y	\$385.00	\$385.00
FX Covered Courts Single Court – With Lights Jnr Team/Associations	annual	Council	Y	\$155.00	\$155.00
FX Covered Courts Two Courts – No Lights Team/Associations	annual	Council	Y	\$350.00	\$350.00
FX Covered Courts Two Courts – No Lights Jnr Team/Associations	annual	Council	Y	\$125.00	\$125.00
FX Covered Courts Two Courts – With Lights Team/Associations	annual	Council	Y	\$700.00	\$700.00
FX Covered Courts Two Courts – With Lights Jnr Team/Associations	annual	Council	Y	\$275.00	\$275.00
FX Canteen	annual	Council	Y	New Fee	\$90.00
User Agreement Key Bond*	each	Council	N	\$100.00	\$100.00
User Agreements entitle teams or associations to use the facility for up to two x2 hour sessions per week, for the duration of their season					

**Shire of Derby / West Kimberley  
2024/25 Fees and Charges Schedule**

Fee Description	Basis of Fees	Fee Type (Council / Statutory)	GST	2023/24 Fee	2024/25 Fee
<b>12 TRANSPORT</b>					
<b>Derby Airport</b>					
<b>Charging Cycle</b>					
Airport charges are on a Calendar Year basis (not a financial year). As per aviation regulations, airport landing charges will be invoiced to the registered owner of the aircraft only. This information is gathered from the Civil Aircraft Register supplied by the Australian Government's Civil Aviation Safety Authority. The CEO is authorised to negotiate with RPT or other commercial proponents on the condition that any proposal is advised to Council Members.					
<b>Regular Passenger Transport and Charter Operators</b>					
<b>Landing Fees</b>					
Aircraft < 10,750kg Per tonne/Per landing or part thereof (calculated on the Maximum Aircraft Take-Off Weight)	per landing	Council	Y	\$35.00	\$37.00
Aircraft > 10,750kg Per tonne/Per landing or part thereof (calculated on the Maximum Aircraft Take-Off Weight)	per landing	Council	Y	\$35.00	\$37.00
<b>Non Regular Passenger Traffic (including Charters not paying as RPT)</b>					
Fixed Wing Aircraft Landing Fee Per tonne/Per landing or part thereof (calculated on the Maximum Aircraft Take-Off Weight)	per landing	Council	Y	\$35/tonne, with a minimum charge of \$60.	\$35/tonne, with a minimum charge of \$60.
Rotary Winged Aircraft (Helicopters) Landing Fee Per tonne/Per landing or part thereof (calculated on the Maximum Aircraft Take-Off Weight)	per landing	Council	Y	\$17.50/tonne, with a minimum charge of \$35.00.	\$17.50/tonne, with a minimum charge of \$35.00.
Manually Required Landing Charge/Fee	per landing	Council	Y	\$100 + twice the applicable landing charge	\$100 + twice the applicable landing charge
<b>DPI Competition Protected Route:</b> Negotiated Discounts may apply.				As negotiated.	As negotiated.
<b>Head Tax</b>					
Embarking Head (when seating capacity exceeding 20 passengers)	per passenger	Council	Y	\$30.00	\$32.00
Dis-Embarking Head (when seating capacity exceeding 20 passengers)	per passenger	Council	Y	\$10.00	\$11.00
<b>Aircraft Parking (Fixed Wing and Helicopter)</b>					
Daily - All Aircraft - less than 20 tonne	per day	Council	Y	\$21.00	\$22.00
Daily - All Aircraft - greater than 20 tonne	per day	Council	Y	\$42.00	\$44.00
<b>Long Term Permit - Commercial Use</b>					
Single Engine (same aircraft)	annual	Council	Y	\$2,625.00	\$2,720.00
Single Engine (alternating aircraft usage)	per quarter	Council	Y	\$1,050.00	\$1,088.00
Twin Engine (same aircraft)	annual	Council	Y	\$5,250.00	\$5,439.00
Twin Engine (alternating aircraft usage)	per quarter	Council	Y	\$2,100.00	\$2,176.00
<b>Long Term Permit - Private Use</b>					
Single Engine (same aircraft)	annual	Council	Y	\$1,575.00	\$1,632.00
Twin Engine (same aircraft)	annual	Council	Y	\$2,100.00	\$2,176.00
<b>Terminal Space</b>					
User Agreement Note: Leases are managed via S3.58 of the Local Government Act)	As Negotiated - Per customer or per plane fee, depending on circumstances (minimum annual charge of \$500)				
Signage (Discount may apply if incorporated into User Agreement). Annual	per m2	Council	Y	\$365.00	\$378.00
Sandwich Boards	annual	Council	Y	\$420.00	\$435.00
<b>Land Space</b>					
User Agreement Note: Leases are managed via S3.58 of the Local Government Act)	annual	Council	Y	\$21.00 (minimum \$1,100)	\$21.00 (minimum \$1,100)
<b>Water Rates and Charges</b>					
Annual Rate (charged at Water Corporation's '25mm' Annual Water Meter Charge rate)	per service	Council	Y	\$552.90	\$552.90
Consumption (charged at Water Corporation Regional Area #9 rates)	per kilolitre	Council	Y	\$5.53	\$5.53
<b>Labour Rates</b>					
Labour Rates - Notes: Discount apply when Embarking Head Charge applied. Hours charged to relect employee hours paid (e.g. minimum call-out hours).	per hour	Council	Y	As per labour	As per labour
<b>Exemptions &amp; Variations</b>					
Firefighting Aircraft are exempt.					
Defence Aircraft by agreement, are charged through Australian Airports Association, with funds collected by AAA and remitted to the Shire.					

**Shire of Derby / West Kimberley  
2024/25 Fees and Charges Schedule**

Fee Description	Basis of Fees	Fee Type (Council / Statutory)	GST	2023/24 Fee	2024/25 Fee
<b>Fitzroy Crossing Airport</b>					
<b>Landing Fees</b>					
Fixed Wing Aircraft Landing Fee Per tonne/Per landing or part thereof (calculated on the Maximum Aircraft Take-Off Weight)	per landing	Council	Y	\$35/tonne, with a minimum charge of \$60.	\$35/tonne, with a minimum charge of \$60.
Rotary Winged Aircraft (Helicopters) Landing Fee Per tonne/Per landing or part thereof (calculated on the Maximum Aircraft Take-Off Weight)	per landing	Council	Y	\$17.50/tonne, with a minimum charge of \$35.00.	\$17.50/tonne, with a minimum charge of \$35.00.
Manually Required Landing Charge/Fee	per landing	Council	Y	\$100 + twice the applicable landing charge	\$100 + twice the applicable landing charge
<b>DPI Competition Protected Route:</b> Negotiated Discounts may apply.				As negotiated.	As negotiated.
<b>Head Tax</b>					
Embarking Head (when seating capacity exceeding 20 passengers)	per passenger	Council	Y	\$30.00	\$32.00
Dis-Embarking Head (when seating capacity exceeding 20 passengers)	per passenger	Council	Y	\$10.00	\$11.00
<b>Aircraft Parking (Fixed Wing and Helicopter)</b>					
Daily - All Aircraft - less than 20 tonne	per day	Council	Y	\$21.00	\$22.00
Daily - All Aircraft - greater than 20 tonne	per day	Council	Y	\$42.00	\$44.00
<b>Long Term Permit - Commercial Use</b>					
Single Engine (same aircraft)	annual	Council	Y	\$2,625.00	\$2,720.00
Single Engine (alternating aircraft usage)	per quarter	Council	Y	\$1,050.00	\$1,090.00
Twin Engine (same aircraft)	annual	Council	Y	\$5,250.00	\$5,440.00
Twin Engine (alternating aircraft usage)	per quarter	Council	Y	\$2,100.00	\$2,176.00
<b>Long Term Permit - Private Use</b>					
Single Engine (same aircraft)	annual	Council	Y	\$1,575.00	\$1,632.00
Twin Engine (same aircraft)	annual	Council	Y	\$2,100.00	\$2,176.00
<b>Land Space</b>					
User Agreement Note: Leases are managed via S3.58 of the Local Government Act)	annual	Council	Y	\$17.50 (minimum \$1,100)	\$17.50 (minimum \$1,100)
<b>Water Rates and Charges</b>					
Annual Rate (charged at Water Corporation's "25mm" Annual Water Meter Charge rate)	per service	Council	Y	\$552.90	\$552.90
Consumption (charged at Water Corporation Regional Area #9 rates)	per kilolitre	Council	Y	\$5.53	\$5.53
<b>Labour Rates</b>					
Labour Rates Notes: Discount apply when Embarking Head Charge applied. Hours charged to select employee hours paid (e.g. minimum call-out hours).	per hour	Council	Y	As per labour	as per labour
<b>Exemptions &amp; Variations</b>					
Firefighting Aircraft are exempt.					

**Shire of Derby / West Kimberley  
2024/25 Fees and Charges Schedule**

Fee Description	Basis of Fees	Fee Type (Council / Statutory)	GST	2023/24 Fee	2024/25 Fee
<b>Derby Port / Wharf</b>					
<b>Wharfage Rates</b>					
General Cargo - per tonne or m3 whichever is greater	per tonne	Council	Y	\$10.50	\$10.90
Feed - Primary Producer - per tonne or m3 whichever is greater	per tonne	Council	Y	\$3.70	\$3.90
Fish including ice - Primary Producer - per tonne or m3 whichever is greater	per tonne	Council	Y	\$7.00	\$7.30
Bulk fuel by Road Tanker - per kilolitre	kilolitre	Council	Y	\$16.50	\$17.10
Bulk Minerals - per tonne	per tonne	Council	Y	\$7.00	\$7.30
20-30 Foot Empty Containers - roll on ramp charge (per tonne or m3 whichever is greater)	per TEU	Council	Y	\$65.00	\$68.00
20-30 Foot Loaded Containers - roll on ramp charge (per tonne or m3 whichever is greater)	per TEU	Council	Y	\$220.00	\$228.00
40-45 Foot Empty Containers - roll on ramp charge (per tonne or m3 whichever is greater)	per TEU	Council	Y	\$130.00	\$135.00
40-45 Foot Loaded Containers - roll on ramp charge (per tonne or m3 whichever is greater)	per TEU	Council	Y	\$425.00	\$440.00
Livestock (Cattle)	each	Council	Y	\$3.60	\$3.75
Change of booking < 24hrs notice	each	Council	Y	\$265.00	\$275.00
* TEU = twenty-foot equivalent units. A twenty-foot equivalent unit is a measure of containerised cargo. In metric units this is 6.10 m (length) x 2.44 m (width) / (per tonne or m3 whichever is greater) x 2.59 m (height), or approximately 39m <sup>3</sup>					
<b>Berthage Dues</b>					
Vessels over 200 GRT (Max 3hr period) - per tonne or Lm	per tonne	Council	Y	\$2.00	\$2.10
Vessels over 200 GRT (Max 3hr period) - minimum charge	each	Council	Y	\$270.00	\$280.00
Vessels under 200GRT (Max 3hr period) - per tonne or Lm	per tonne	Council	Y	\$2.00	\$2.10
Vessels under 200GRT (Max 3hr period) - minimum charge	each	Council	Y	\$140.00	\$145.00
Passenger/Charter Vessels (Max 3hr period) - per metre	per metre	Council	Y	\$7.00	\$7.30
Passenger/Charter Vessels (Max 3hr period) - minimum charge	each	Council	Y	\$150.00	\$155.00
Barging Vessels - per berthage	each	Council	Y	\$170.00	\$176.00
<b>Storage Fees</b>					
Cargo Storage: 1-3 Days - rate greater of per tonne or per m3 per day	per tonne	Council	Y	\$0.65	\$0.68
Cargo Storage: 4-10 Days - rate greater of per tonne or per m3 per day	per tonne	Council	Y	\$1.70	\$1.77
Cargo Storage: >10 Days - rate greater of per tonne or per m3 per day	per tonne	Council	Y	\$4.75	\$4.95
It is the responsibility of the transporters of goods, to notify the Shire of shipping/barging movements and quantities					
<b>Security Officer - Minimum Charge of 2 hours</b>					
Labour/Security Officer per hour *	per hour	Council	Y	\$146.00	\$152.00
Labour/Security Officer per hour at time and a half *	per hour	Council	Y	\$216.00	\$224.00
Labour/Security Officer per hour at Double time *	per hour	Council	Y	\$290.00	\$300.00
Labour/Security Officer per hour at Double time and a half *	per hour	Council	Y	\$364.00	\$377.00
* minimum per half hour increments					
<b>Water Sales</b>					
Water per litre - Caravans, Campers Etc FX	per litre	Council	Y	\$0.10	\$0.10
<b>Water Delivery</b>					
Water per 1,000Lt - sourced from tanks onsite	per kilolitre	Council	Y	\$21.00	\$22.00
Includes Admin Fee, Water Cost and Headworks/Infrastructure charge					
Delivery of Water to Barge at Wharf - Delivered by Truck	per litre	Council	Y	Cost + 10%	Cost + 10%
Minimum Charge of \$14.00 per invoice per month	each	Council	Y	\$14.50	\$15.00
<b>Land Space</b>					
As per applicable Temporary User Agreement - per square metre, per year (< 1,000m <sup>2</sup> )	annual	Council	Y	\$32.00	\$33.00
As per applicable Temporary User Agreement - per square metre, per year (=> 1,000m <sup>2</sup> )	annual	Council	Y	\$32,000 + \$16/m <sup>2</sup> for the area over 1000m <sup>2</sup>	\$33,000 + \$16/m <sup>2</sup> for the area over 1000m <sup>2</sup>
As per applicable Temporary User Agreement - per square metre, per year (Boat Trailer Storage Area Only)	annual	Council	Y	\$16.00	\$16.50
Minimum Charge per year	annual	Council	Y	\$2,500.00	\$2,590.00

**Shire of Derby / West Kimberley  
2024/25 Fees and Charges Schedule**

Fee Description	Basis of Fees	Fee Type (Council / Statutory)	GST	2023/24 Fee	2024/25 Fee
<b>13 ECONOMIC SERVICES</b>					
<b>Derby and Fitzroy Crossing Tourism</b>					
Greyhound Bus Ticket Sales - Commission	each	Council	Y	5% - 20%	5% - 20%
Greyhound Freight Commission	each	Council	Y	20%	20%
Integrity Bus Ticket Sales Commission	each	Council	Y	15%	15%
Greyhound Freight Handling Fee	per item	Council	Y	\$1.10	\$1.10
Souvenirs and merchandise is sold at manufacturer recommended retail price					
All tours and bus ticket prices as per companies pricing structure					
<b>Building Control</b>					
<b>Applications for Building and or Demolition Permits - In accordance with Building Act 2011 (s. 16(1)) Certified Application for a Building Permit (s. 16(1))</b>					
Minimum Fee	each	Statutory	N	\$110.00	\$115.00
For building work for a Class 1 or Class 10 or incidental structure *Value of the building work as determined by the relevant permit authority	each	Statutory	N	0.19 % of the estimated value of the building work but not less than \$110	0.19 % of the estimated value of the building work but not less than \$110
For building work for a Class 2 to Class 9 building or incidental structure - *Value of the building work as determined by the relevant permit authority	each	Statutory	N	0.09 % of the estimated value of the building work but not less than \$110	0.09 % of the estimated value of the building work but not less than \$110
<b>Uncertified Application for a Building Permit (s. 16(1))</b>					
Minimum Fee	each	Statutory	N	0.32% of the estimated value of the building work but not less than \$110	0.32% of the estimated value of the building work but not less than \$110
Application for a Certificate of Design Compliance (CDC) for Class 2-9 building works (commercial) in the Shire	each	Statutory	N	\$450 plus 0.1% of the estimated value of works	\$450 plus 0.1% of the estimated value of works
Application for a Building Approval Certificate for a building in respect of which unauthorised work has been done.	each	Statutory	N	0.38 % estimated (inclusive of GST) value of the building work but not less than \$110	0.38 % estimated (inclusive of GST) value of the building work but not less than \$110
Amendment to existing Building Permit - Minor amendments	each	Statutory	N	\$91.12	\$91.12
Amendment to existing Building Permit - Major amendment :subject to additional hourly rate depending upon extent of changes (MPBS to confirm)	each	Statutory	N	\$238.70 but subject to additional hourly rate depending upon extent of changes (MPBS to confirm)	\$238.70 but subject to additional hourly rate depending upon extent of changes (MPBS to confirm)
Building and Construction Industry Training Levy if over \$20,000	each	Statutory	N	0.2% of the estimated value (incl of GST) of the proposed construction, minimum \$20,000 value	0.2% of the estimated value (incl of GST) of the proposed construction, minimum \$20,000 value
<b>Application for a Demolition Permit (s. 16(1))</b>					
(a) For demolition work in respect of a Class 1 or Class 10 building or incidental structure	each	Statutory	N	\$110.00	\$110.00
(b) For demolition work in respect of a Class 2 to Class 9 building	each	Statutory	N	\$110.00 for each storey of the building	\$110.00 for each storey of the building
Application to Extend the time during which a Building or Demolition Permit has effect (s. 32(3)(f))	each	Statutory	N	\$110.00	\$110.00
<b>Application for Occupancy Permits and Building Approval Certificate</b>					
Application for an Occupancy Permit for a completed building (s.46)	each	Statutory	N	\$110.00	\$110.00
Application for a Temporary Occupancy Permit for an incomplete building (s. 47)	each	Statutory	N	\$110.00	\$110.00
Application for modification of an Occupancy Permit for additional use of a building on a temporary basis (s. 48)	each	Statutory	N	\$110.00	\$110.00
Application for a Replacement Occupancy Permit for Permanent Change of the building's use, classification (s. 49)	each	Statutory	N	\$110.00	\$110.00
Application for an Occupancy Permit or Building Approval Certificate for registration of strata scheme or plan of re- subdivision (s. 50(1) and (2))	each	Statutory	N	\$11.60 for each strata unit covered by the application, but not less than \$110.00	\$11.60 for each strata unit covered by the application, but not less than \$110.00
<b>Application for an Occupancy Permit for a building in respect of which unauthorised work has been done (s. 51(2))</b>					
Minimum Fee	each	Statutory	N	\$105.00	\$105.00
* Estimated value of the unauthorised work as determined by the relevant permit authority.	each	Statutory	N	0.18% of the estimated value of the unauthorised work* but not less than \$110.00	0.18% of the estimated value of the unauthorised work* but not less than \$110.00

**Shire of Derby / West Kimberley  
2024/25 Fees and Charges Schedule**

Fee Description	Basis of Fees	Fee Type (Council / Statutory)	GST	2023/24 Fee	2024/25 Fee
<b>Building Control continued</b>					
<b>Application for a Building Approval Certificate for a building or an incidental structure in respect of which unauthorised work has been done (s. 51(3))</b>					
Minimum Fee	each	Statutory	N	\$110.00	\$110.00
Application to replace a Occupancy Permit for an existing building (s52(1))	each	Statutory	N	\$110.00	\$115.00
Application for a Building Approval Certificate for an existing building or an incidental structure where unauthorised work has not been done (s. 52 (2))	each	Statutory	N	\$110.00	\$115.00
Application to extend the time during which an Occupancy Permit or Building Approval Certificate has effect (s. 65(3)(a))	each	Statutory	N	\$110.00	\$115.00
Application for Variation/Modification of Building Standards in which declaration is sought from Building Commissioner as defined in Regulation 31 (for each Building Standard in respect of which a Declaration is sought)	each	Statutory	N	\$2,160.15	\$2,160.15
Inspections of Swimming Pool Enclosures \$57.45, as defined in Regulation 53 (2), Division 2 of the Building Regulations Act 2012. This fee will be charged pro-rata on the Rates Notice for all properties with private swimming pools	each	Statutory	N	\$14.36	\$19.50
Swimming Pool re-inspection(s) and per request outside of normal inspection programs (Pursuant to S6.162 of the LG Act 1995)	each	Statutory	N	\$220.00	\$220.00
Application for approval of Battery Powered Smoke Alarms	each	Statutory	N	\$179.40	\$179.40
Application to search a property for Plans (plus photo copying charges)	each	Council	N	\$72.00	\$78.00
<b>Building Services Levy \$45,000 or Less - Set by Building Services Commission</b>					
Building Permit	each	Statutory	N	\$61.65	\$61.65
Demolition Permit	each	Statutory	N	\$61.65	\$61.65
Occupancy Permit for approved building work under Sub-Section 47, 49, 50 or 52 of the Building Act 2011	each	Statutory	N	\$61.65	\$61.65
Building Approval Certificate for approved building work under Sub-Section 47, 49, 50 or 52 of the Building Act 2011	each	Statutory	N	\$61.65	\$61.65
Occupancy Permit for unauthorised building work under Section 51 of the Building Act 2011	each	Statutory	N	\$123.30	\$123.30
Building Approval Certificate for unauthorised building work under Section 51 of the Building Act 2011	each	Statutory	N	\$123.30	\$123.30
<b>Building Services Levy Over \$45,000 - Set by Building Services Commission</b>					
Building Permit	each	Statutory	N	0.137% of the value of the work	0.137% of the value of the work
Demolition Permit	each	Statutory	N	0.137% of the value of the work	0.137% of the value of the work
Occupancy Permit for approved building work under Sub-Section 47, 49, 50 or 52 of the Building Act 2011	each	Statutory	N	\$61.65	\$61.65
Building Approval Certificate for approved building work under Sub-Section 47, 49, 50 or 52 of the Building Act 2011	each	Statutory	N	\$61.65	\$61.65
Occupancy Permit for unauthorised building work under Section 51 of the Building Act 2011	each	Statutory	N	0.274% of the value of the work	0.274% of the value of the work
Building Approval Certificate for unauthorised building work under Section 51 of the Building Act 2011	each	Statutory	N	0.274% of the value of the work	0.274% of the value of the work
<b>Private Swimming Pool inspection Fees</b>					
Swimming Pool Inspection Fees and Follow Up Inspection Fees. Includes the following: Final Inspection of newly completed pools and pool fencing. Mandatory compliance inspection every four years (to be charged over 4 years); and any subsequent follow up inspections	annual	Statutory	N	\$58.45	\$78.00

**Shire of Derby / West Kimberley  
2024/25 Fees and Charges Schedule**

Fee Description	Basis of Fees	Fee Type (Council / Statutory)	GST	2023/24 Fee	2024/25 Fee
<b>14 OTHER PROPERTY AND SERVICES</b>					
<b>Plant and Labour Charge Out Rates</b>					
Please note for plant items not specifically listed below, the CEO has the ability to approve hire and set rates on a per request basis					
Council Policy - Council will only make plant available outside normal working hours. The plant is operated by a Shire employee, unless otherwise authorised by the Chief Executive Officer (only in an emergency)					
<b>Plant Item</b>					
Loader Kubota	per hour	Council	Y	\$76.00	\$80.00
Tractor - 4000kg - 6000kg	per hour	Council	Y	\$76.00	\$80.00
John Deere Tractor 6630	per hour	Council	Y	\$108.00	\$115.00
Tip Truck - up to 4T	per hour	Council	Y	\$103.00	\$110.00
Road Broom (Tractor Drawn)	per hour	Council	Y	\$130.00	\$135.00
Road Sweeper (Kubota Loader)	per hour	Council	Y	\$108.00	\$120.00
Tractor and Slasher	per hour	Council	Y	\$130.00	\$140.00
Plate Compactor	per hour	Council	Y	\$38.00	\$40.00
Litter Vacuum	per hour	Council	Y	\$60.00	\$65.00
Ute	per hour	Council	Y	\$44.00	\$50.00
Backhoe	per hour	Council	Y	\$87.00	\$100.00
12 Seater Bus	per hour	Council	Y	\$44.00	\$50.00
Truck 13T	per hour	Council	Y	\$146.00	\$155.00
Mower - Kubota Ride-On	per hour	Council	Y	\$60.00	\$66.00
All Plant items are charged per hour of usage, Plus Day Labour Charge Materials					
Staff Charge Out Rates - A minimum of one hour applies (with charges per hour, or part thereof)					
Staff Charge Out Rates: 6am to 6pm Monday to Friday - Per Hour (if not otherwise stated in this Fees & Charges Schedule)					
Labour - Operator/Administration	per hour	Council	Y	\$111.00	\$115.00
Labour - Leading Hand/Supervisor/Technical Officer	per hour	Council	Y	\$139.00	\$145.00
Manager (e.g. Works and Services)	per hour	Council	Y	\$189.00	\$196.00
Executive (e.g. Director Infrastructure Services)	per hour	Council	Y	\$216.00	\$224.00
Labour - Operator/Administration (Time and a half)	per hour	Council	Y	\$166.50	\$173.00
Labour - Leading Hand/Supervisor/Technical Officer (Time and a half)	per hour	Council	Y	\$208.50	\$217.00
Manager (e.g. Works and Services) (Time and a half)	per hour	Council	Y	\$283.50	\$294.00
Executive (e.g. Director Infrastructure Services) (Time and a half)	per hour	Council	Y	\$324.00	\$336.00
Labour - Operator/Administration (Double Time)	per hour	Council	Y	\$222.00	\$230.00
Labour - Leading Hand/Supervisor/Technical Officer (Double Time)	per hour	Council	Y	\$278.00	\$289.00
Manager (e.g. Works and Services) (Double Time)	per hour	Council	Y	\$378.00	\$392.00
Executive (e.g. Director Infrastructure Services) (Double Time)	per hour	Council	Y	\$431.00	\$447.00
<b>Standpipe Water</b>					
Water taken from Standpipe at Shire Depot - (labour costs charged as above)	per kilolitre	Council	Y	\$4.00	\$5.00
<b>Materials</b>					
Costs will be recovered as required with agreement from the Chief Executive Officer					

**SUSPENSION OF STANDING ORDERS****RESOLUTION 85/24****Moved: Cr Geoff Davis****Seconded: Cr Brett Angwin**

A motion was moved that Council suspend standing orders at 5:45pm so Staff and Elected Members could provide an overview of the budget process for 2024/25 to the members of public in the gallery.

In Favour: Mr Peter McCumstie and Crs Geoff Haerewa, Brett Angwin, Paul Bickerton, Geoff Davis, Brian Ellison, Wayne Foley, Kerrissa O'Meara and Andrew Twaddle

Against: Nil

**CARRIED 9/0****RESUMPTION OF STANDING ORDERS****RESOLUTION 86/24****Moved: Cr Geoff Haerewa****Seconded: Cr Geoff Davis**

A motion was moved that Council resume standing orders at 5:48pm.

In Favour: Mr Peter McCumstie and Crs Geoff Haerewa, Brett Angwin, Paul Bickerton, Geoff Davis, Brian Ellison, Wayne Foley, Kerrissa O'Meara and Andrew Twaddle

Against: Nil

**CARRIED 9/0**

## 13 EXECUTIVE SERVICES

Item 13.1 – Council Member Conference Attendance has been withdrawn and will not be considered by Council.

### 13.1 COUNCIL MEMBER CONFERENCE ATTENDANCE

**File Number:** 4255

**Author:** Sarah Smith, Executive Services Coordinator

**Responsible Officer:** Amanda Dexter, Chief Executive Officer

**Authority/Discretion:** Executive

#### SUMMARY

Cr Kerrissa O'Meara has expressed interest to attend the WA Women in Leadership Summit 2024 scheduled to take place in Perth from 15-19 July 2024. This report is seeking the authorisation of Council for that to occur.

#### DISCLOSURE OF ANY INTEREST

Nil by Author or Responsible Officer.

#### BACKGROUND

The WA Women in Leadership Summit 2024, held in Perth from 15-19 July, is designed to empower women leaders by offering insights from top industry leaders, building meaningful connections, and updating attendees on current leadership trends. Key topics include negotiation and influence skills, innovation and diversity, decision-making for career progression, values-driven leadership, and navigating workplace power dynamics. The summit features various workshops, case studies, panel discussions, and networking opportunities with prominent speakers from diverse sectors.

#### Summit Highlights:

##### Pre-Summit Workshop (July 15)

- Negotiation and Influence Skills Workshop
  - Fundamentals, techniques, and principles of negotiation and persuasion.

##### Summit Day One (July 16)

- Sessions on risk-taking, innovation, team diversity, decision-making, values-driven career shaping and workplace power dynamics.
- Case studies and panel discussions on team collaboration, celebrating success and leadership strategies.

##### Summit Day Two (July 17)

- Reflections, mentor utilisation, leading with passion, critical thinking and impactful leadership.
- Panel on maintaining career progression.
- Leadership lessons and key takeaways.

##### Post-Summit Workshop (July 18-19)

- **Day One:**
  - **Develop Self-Awareness and Authenticity:** Exploring values-based leadership and personal strengths.

- **High-Level Communication and Influence:** Techniques for assertive communication, persuasion, and handling difficult conversations.
- **Reflective Leadership:** Engaging in reflective practice to improve organizational culture and relationships.
- **Strategic Career Progression:** Creating a personal leadership plan, managing personal branding, and building professional relationships.
- Self-awareness, authenticity, communication, negotiation, and strategic career progression.
- **Day Two:**
  - **Transformational Leadership Strategies:** Optimising team dynamics and managing challenging team members.
  - **Driving Change and Innovation:** Overcoming obstacles, fostering a culture of positive change and stepping outside comfort zones.
  - **Crisis Management:** Building resilience, supporting teams under pressure and effective feedback after crises.
  - **Action Planning for Leadership:** Developing personalised development plans, addressing organisational challenges and sharing career advancement approaches.

## STATUTORY ENVIRONMENT

**Local Government Act S 2.7 (Role of council)** outlines that the Council governs the local government's affairs, and is responsible for the performance of the local government's functions. It is also charged with overseeing the allocation of the local government's finances and resources; and determine the local government's policies.

## POLICY IMPLICATIONS

**(C2) Elected Member and Employee Training and Professional Development** - This Policy provides guidance on training and professional development that is not of a statutory nature, by supporting the attendance by Elected Members and Employees at conferences, seminars and relevant training courses that contribute to their ongoing professional, skills, and knowledge development (and to detail the relevant expenses to be paid by the Shire associated with such attendance).

## FINANCIAL IMPLICATIONS

The Council Member Conference attendance and training expenses budget provides for attendance at conferences by Councillors – it currently has sufficient funds to accommodate the conference attendance and general disbursement request of Councillor O'Meara. Any Council Members that wish to also attend this conference can nominate at the council meeting.

**Preliminary Cost** for the WA Women in Leadership Summit 2024 (15-19 July 2024).

- Introductory Booking Rate of \$1,799 per ticket (Standard Booking Rate \$1,999)
- Flights (Derby-Broome) - \$129 (each way)

- Flights (Broome-Perth) - \$600 (each way)\*
- Accommodation \$300/N - (5 Nights)\*
- Reimbursements as per policy

\*Estimated cost

### STRATEGIC IMPLICATIONS

GOAL	OUR PRIORITIES	WE WILL
1. Leadership and Governance	1.1 Collaboration and partnership	1.1.2 Maximise local opportunities

### RISK MANAGEMENT CONSIDERATIONS

RISK	LIKELIHOOD	CONSEQUENCE	RISK ANALYSIS	MITIGATION
<b>Reputation:</b> That attendance will not be seen by the community as representing “good value for money”.	Possible	Moderate	Medium	Provide a report following the event of the value considered to be gained by attendance.

### CONSULTATION

Nil.

### COMMENT

Attendance at conferences are valuable learning and promotional opportunities.

Cr O’Meara’s attendance at the WA Women in Leadership Summit 2024 would be highly valuable for her development on Council and introduction into Local Government because it offers strategic insights and practical skills essential for effective leadership. The summit focuses on negotiation, influence, innovation, and values-driven leadership, which are crucial for navigating complex political landscapes and driving positive community outcomes. Additionally, networking opportunities with leaders across sectors can provide new perspectives and collaborative opportunities, enhancing her ability to lead with confidence and impact within her council.

### VOTING REQUIREMENT

Simple majority

### ATTACHMENTS

Nil

**RECOMMENDATION****That Council:**

- 1. Endorse Cr O'Meara's attendance at the WA Women in Leadership Summit 2024 in Perth (15-19 July 2024); and**
- 2. Request Cr O'Meara to provide a report following the conference.**

## 14 TECHNICAL SERVICES

*At 5:50 pm, Cr Geoff Haerewa left the meeting due to financial interest being declared.*

### 14.1 AWARDING OF TENDER T08- 2023/24 MAINTENANCE GRADING 2024-2027

**File Number:** 0481

**Author:** Wayne Neate, Director Technical and Development Services

**Responsible Officer:** Amanda Dexter, Chief Executive Officer

**Authority/Discretion:** Executive

#### SUMMARY

This item is for Council to consider the awarding of tender T08-2024/24 being for the annual maintenance grading of the Shire's unsealed road network for the period from 1 July 2024 to 30 June 2025 with an option to extend to 30 December 2027.

It is proposed to award the tender areas as follows:

Area 1 – Walyarra Contracting Pty Ltd

Area 2 – Robbro WA Pty Ltd

Area 3 – Martuwarra Central Earthmoving Pty Ltd

Area 4 – Walyarra Contracting Pty Ltd

#### DISCLOSURE OF ANY INTEREST

Nil by Author or Responsible Officer.

#### BACKGROUND

Council has been grading its network of roads for a number of years firstly using its own labour and machinery and of more recent times using contractors to complete the work. Over time the contract has been refined to modify the amount of times each road is graded and when they are graded to try and give the best results to the users of the roads. The current contract being C1-2021 expires on the 30 June 2024.

The current grading practices were developed in 2013 and that management plan and the road hierarchy is attached (Attachment 2). Whilst the grading practices have predominately remained the same, the number of roads serviced and servicing rates have been modified over time to get better outcomes and improved service delivery whilst trying to manage increasing costs.

#### STATUTORY ENVIRONMENT

- Local Government Act 1995–3.57 Tenders for the provision goods or services; and
- Local Government (Functions and General) Regulations 1996 part 4: tenders for the provision of goods or services.

#### POLICY IMPLICATIONS

- F1–Procurement of Goods and Services
- F7–Regional Price Preference Policy – Four tenderers qualified for application of this policy.

## FINANCIAL IMPLICATIONS

The current budget for the annual grading maintenance program is \$1,7601,325 this includes cleaning the grids at the end of the contract term. Under the proposed contract the grid cleaning will be remain the same being only in the last year of the contract and only those grids not installed by station owners.

The details in the confidential price summary includes the grid cleaning in the annual price to allow ease of comparison. If the contracts are awarded as proposed, there is an increase of approximately \$200,000. This is a significant increase from what is proposed in the 2024/25 Annual Budget but officers will conduct a review in October to bring the budget in line with costs associated with the new contract.

## STRATEGIC IMPLICATIONS

GOAL	OUTCOME	STRATEGY
4. Environment	4.2 Liveable Communities	4.2.3 Encourage and facilitate the maintenance and development of infrastructure that connects our communities
3. Economy	3.2 Strong economy	3.2.2 Endeavour to increase visitor numbers, length of stay, spend and return.

## RISK MANAGEMENT CONSIDERATIONS

RISK	LIKELIHOOD	CONSEQUENCE	RISK ANALYSIS	MITIGATION
<b>Business Interruption:</b> Pastoralists unable to import fuel/fodder and export cattle.	Almost Certain	Severe	Extreme	Maintain roads to industry standards
<b>Community:</b> Access to communities restricted.	Likely	Moderate	High	Maintain roads to industry standards

## CONSULTATION

The tender was advertised state wide for a minimum of 14 days with submissions closing at 2:00pm, 13 June 2024. Documents were downloaded by numerous companies with five submissions received.

Cleaning of the grids has been maintained at once per contract period in the last year of the contract. The annual shoulder maintenance / drain cleaning beside the bitumen on Camballin-Myroodah and Geikie Gorge roads has been retained in the scope of works following previous and continual feedback from pastoralists and tourist operators.

**COMMENT**

For the purposes of ensuring that maintenance grading is completed in an acceptable timeframe, the scope of works was separated into four separate areas as follows:

Please note the following definitions:

- O – Opening Grade – to occur between April (weather permitting) to 15 May
- M1 – Mid 1 Grade – to occur between 1 June to 15 June
- M2 – Mid 2 Grade – to occur in the Month of August
- C – Closing Grade – to occur between 1 October and 15 November
- AADT – Average daily traffic count

<b>AREA 1</b>				
<b>Road Number</b>	<b>Road Name</b>	<b>Grades</b>	<b>AADT</b>	<b>Length</b>
125	Conway Street	O, M2, C	20	0.85
111	Dampier Drive	O, M2, C	100	0.62
043	Elder Street	O, M2, C	60	0.23
113	Fitzroy Street	O, M2, C	585	0.22
105	Forrest Street	O, M2, C	20	0.17
120	Le Lievre Street	O, M2, C	150	0.14
079	Lovegrove Street	O, M2, C	80	3.59
228	Knutsford Street	O, M2, C	10	0.80
229	Boab Prison Tree Access Road	O, M2, C	100	0.44
230	Worsley Road (Speedway Access)	O, M2, C	2	0.72
085	Steel Street	O, M2, C	60	0.44
167	Steel Street North	O, M2, C	80	0.43
242	Yates Street	O, M2, C	80	0.12
086	Bell Creek Way	O, M2, C	20	1.30
179	Birdwood Downs Access Road	O, M2, C	6	1.00
040	Windjana Road	O, M2, C	20	0.41
135	Galvans Way	O, M2, C	20	0.71
090	Lennard Road	O, M2, C	20	0.41
032	Bungarun Road (Leprosarium access)	O, M1, M2, C	40	8.59
039	Manning Road	O, M2, C	20	0.61
166	Savannah Way	O, M2, C	20	4.35
031	Blina Access Road (Great Northern Highway to Homestead)	O, M2	10	12.58
031	Blina Access Road (Gibb River Rd to Homestead)	O (drains M2)	2	50.39
010	Kimberley Downs Access Road	O, M2, C	10	6.44
088	Meda Access Road	O, M2, C	10	3.53
027	Debesa Road	O, M2, C	10	1.72
106	Langey Crossing (Yeeda Access) Road	O, M2	30	10.04

AREA 2				
Road Number	Road Name	Grades	AADT	Length
011	Napier Downs Road	O, M1, M2	10	1.24
015	Leopold Downs Road	O, M1, M2	195	30.65
025	Fairfield- Leopold Downs Road	O, M1, M2	220	95.33
186	Windjana Gorge Access	O, M1, M2	55	2.85
187	Tunnel Creek Access	O, M1, M2	67	0.45
013	Beverley Springs Road (Access to Charnley River)	O, M2	10	42.20
001	Mornington Road	O, M2	30	91.26
181	Marion Downs Road	O (Drains M2)	1	27.74
026	Tablelands Road	O (Drains M2)	1	100.00
110	Milliwindie Road	M1	1	75.57
099	Lennard Gorge Road	M1	40	5.85
012	Mount Hart Road	O, M2	40	49.78
235	Silent Grove-Bell Gorge Road	O, M1, M2	86	10.10
024	Silent Grove Road	O, M1, M2	90	18.99

AREA 3				
Road Number	Road Name	Grades	AADT	Length
165	Milligiddee Access Road	O, M2	15	32.27
184	Yakanarra Road	O, M2	28	2.65
185	Yungngora-Yakanarra Road	O, M2	40	12.55
175	Bulka Road	O, M2	6	28.00
176	Beefwood Park Road	O, M2	6	19.00
020	Cherrabun Road	O, M2, C	30	44.40
019	Christmas Creek Road	O, M2, C	60	19.40
017	Fossil Downs Road	O, M2, C	50	26.54
018	Gogo Road	O, M2, C	50	2.61
177	Laurel Downs Road	O (Drains M2)	2	10.19
009	Jubilee Downs Road	O, M2	20	5.25
030	Ellendale Access Road	O, M2	10	2.70
014	Calwynyardah-Noonkanbah Road	O, M2, C	50	72.93
008	Quanbun Downs Road	O, M2	20	48.35
178	Mangkurla Road (Fitzroy Crossing Cemetery access)	O, M2, C	10	1.95
103	Skuthorp Road	O, M2, C	40	2.69

AREA 4				
Road Number	Road Name	Grades	AADT	Length
158	Camballin Road	O, M1, M2, C	150	23.75
022	Camballin-Myroodah Road	O, M1, M2, C	170	1.70
022	Camballin-Myroodah Road	O, M2, C	100	15.15
005	Camballin-Noonkanbah Road (Camballin to Fitzroy River Barrage turnoff only)	M1 (incl. drains)	10	42.48
004	GNH-Gee Gully Road (Great Northern Hwy to Dampier Downs turnoff)	O, M2	20	70.93
004	GNH-Gee Gully Road (Dampier Downs turnoff to Nerrima Rd)	O (Drains M2)	2	93.12
174	Kalyeeda Station Road	O, M2	5	38.48
021	Luluigui Road	O (Drains M2)	1	61.69
023	Mt Anderson Road	O, M2, C	30	26.64
003	Nerrima Road	O, M2	20	49.39
006	Manguel Creek-Udialla Road	O, M2	5	31.42
241	Mowla Bluff Road	O, M2	5	16.17
224	Dampier Downs Road	O, M2	5	40.88

It is recommended that the tender for each Area be awarded to the contractor that provides the best value for money, using the Approved Tender Scoring Criteria. The Regional Price Preference Policy AF33 was applied to the prices submitted by the Derby based contractors as detailed in the table below.

This tender also contains a performance clause whereby the if the contractor under performs or does not meet the measurables within the tender within the first 12 months, Council has the right to not exercise an option to extend the contract for the additional two and a half years until 30 December 2027.

The extra six months on the contract also allows for a better change over in what is traditionally a down time period for the grading contractors over January, February and March.

The criteria and weighting for this tender were as follows:

Criteria	Weighting
Company History and Track Record	10%
Key Personnel Skills and Experience	15%
Tender Capacity and Resources	20%
Demonstrated Understanding	20%
Local Supplier Details	15%
Quality Management System	15%
Risk	5%

The five companies that provided a submission are as per the table below:

Contractor Name	Contractor N <sup>o</sup> .	Address
Martuwarra Central Earthmoving Pty Ltd	C1	Derby
Robbro Pty Ltd	C2	Derby/Coonabidgee
Ronileeh Pty Ltd	C3	Malaga
Walyarra Contracting Pty Ltd	C4	Derby
Young's Earthmoving Pty Ltd	C5	Derby/Cottesloe

A score summary is included as a confidential attachment to this report. It should be noted that Area 4 is the only area where all of the contractors submitted a price and Area's 1, 2 and 3 had two submissions each.

Martuwarra Central Earthmoving (MCE) is a new company which has been formed by the joining of three companies being J7M Contracting, Central Kimberley Earthmoving (both based out of Noonkanbah) and Buckley's Earthworks and Paving (BEP). J7M Contracting have undertaken some maintenance grading works on orphan roads last year and BEP have a long history of work with the Shire. BEP are the current contractor for Areas 1 and 3.

Robbro have mainly been operating with Main Roads Western Australia across the Kimberley and in the past have completed works for the Shire and are now looking to diversify their work base.

Ronileeh (Mara Mara) have been undertaking work for the Shire on Areas 2 and 4 under the current contract.

Walyarra Contracting (Walyarra) is a newer company being based in Derby and have partnered with Jenkin's Earthmoving and Transport who has vast experience in the region and undertaken numerous works including working with Youngs Earthmoving in the remediation of flood damage.

Youngs Earthmoving have been undertaking work for the Shire over several years undertaking flood damage work and some improvements works predominately in the area of the Gibb River Road.

It is considered that a mix of contractors can potentially provide the best outcome for Council. Currently we have two contractors undertaking Areas 1 and 3, and 2 and 4 respectively and we have had issues with grades being completed in a timely manner especially the combination of areas 2 and 4 which are separated by vast distances and with differing requirements one being Pastoral and the other more tourism orientated.

MCE and Walyarra also provide a large local Aboriginal content which is something the Shire has been working towards to promote and bring in as a basic standard in operations.

There are concerns that Robbro has only committed two graders to the project without comprehensively explaining if there is additional availability and therefore may limit their complete the works in a timely manner if issued more than one area.

However, Area 1 is small enough that it can be easily included with Areas 3 and 4 without significant delays in the delivery of the project.

It is therefore recommended that in line with the scoring and concerns over timely grading practices the tender be awarded as follows;

Area 1 – Walyarra Contracting Pty Ltd

Area 2 – Robbro WA Pty Ltd

Area 3 – Martuwarra Central Earthmoving Pty Ltd

Area 4 – Walyarra Contracting Pty Ltd

#### **VOTING REQUIREMENT**

Simple majority

#### **ATTACHMENTS**

1. **Unsealed Road Management Plan**
2. **Gravel Road Hierarchy**
3. **Selection Criteria Scoring**
4. **Pricing - Confidential**

#### **MOTION**

##### **RESOLUTION 87/24**

**Moved: Cr Brett Angwin**

**Seconded: Cr Paul Bickerton**

That Council go behind closed doors to discuss confidential attachment for Item 14.1 at 5:55pm.

This matter is considered to be confidential under Section 5.23(2) - e(iii) of the Local Government Act, and the Council is satisfied that discussion of this matter in an open meeting would, on balance, be contrary to the public interest as it deals with a matter that if disclosed, would reveal information about the business, professional, commercial or financial affairs of a person, where the information is held by, or is about, a person other than the local government.

In Favour: Mr Peter McCumstie and Crs Brett Angwin, Paul Bickerton, Geoff Davis, Brian Ellison, Wayne Foley, Kerrissa O'Meara and Andrew Twaddle

Against: Nil

**CARRIED 8/0**

At 5:55pm, the gallery left the meeting.

At 5:55pm, Callan Shiel and Michael Evans (Soco Studios) left the meeting.

#### **SUSPENSION OF STANDING ORDERS**

##### **RESOLUTION 88/24**

**Moved: Cr Geoff Davis**

**Seconded: Cr Andrew Twaddle**

A motion was moved that Council suspend standing orders at 5:56pm.

In Favour: Mr Peter McCumstie and Crs Brett Angwin, Paul Bickerton, Geoff Davis, Brian Ellison, Wayne Foley, Kerrissa O'Meara and Andrew Twaddle

Against: Nil

**CARRIED 8/0**

#### **RESUMPTION OF STANDING ORDERS**

##### **RESOLUTION 89/24**

**Moved: Cr Andrew Twaddle**

**Seconded: Cr Geoff Davis**

A motion was moved that Council resume standing orders at 6:04pm.

In Favour: Mr Peter McCumstie and Crs Brett Angwin, Paul Bickerton, Geoff Davis, Brian Ellison, Wayne Foley, Kerrissa O'Meara and Andrew Twaddle

Against: Nil

**CARRIED 8/0**

##### **RESOLUTION 90/24**

**Moved: Cr Andrew Twaddle**

**Seconded: Cr Brett Angwin**

**That Council award tender T08-2023/24 Maintenance Grading 1 July 2024 to 30 June 2025 for:**

- 1. Area 1 to Walyarra Contracting Pty Ltd**
- 2. Area 2 to Robbro WA Pty Ltd**
- 3. Area 3 to Martuwarra Central Earthmoving Pty Ltd**
- 4. Area 4 to Walyarra Contracting Pty Ltd**

In Favour: Mr Peter McCumstie and Crs Brett Angwin, Paul Bickerton, Geoff Davis, Brian Ellison, Wayne Foley, Kerrissa O'Meara and Andrew Twaddle

Against: Nil

**CARRIED 8/0**



# **Shire of Derby / West Kimberley**

Un-Sealed Road Asset

Management Plan

March 2015

Un-Sealed Road Management Plan

**REFERENCE DOCUMENTS –**

**VERSION NOTES**

## Un-Sealed Road Management Plan

**Contents**

<b>REFERENCE DOCUMENTS –</b>	<b>2</b>
<b>VERSION NOTES</b>	<b>2</b>
<b>1 INTRODUCTION</b>	<b>4</b>
1.1 Background	4
1.2 Purpose of the Plan	5
1.3 How to achieve the Plan's objectives	5
1.4 Key stakeholders	5
1.5 Duty of road users	6
1.6 Relationship with Budget	6
<b>2 ROAD ASSET DESCRIPTION</b>	<b>7</b>
2.1 Overview	7
2.2 Assets covered	7
2.3 Rural Roads Maintained by the Shire	7
2.4 Existing Road Conditions of Shire Roads	7
<b>3 ROAD INFRASTRUCTURE HIERARCHY</b>	<b>9</b>
3.1 Road hierarchy	9
3.2 Road Treatment by Hierarchy	10
3.3 Proposed Maintenance Practices	10
3.4 Town and Rural Road Treatments	11
<b>4 PERFORMANCE STANDARDS</b>	<b>12</b>
4.1 Objectives	12
4.2 Hazard and Defect Inspections	12
4.3 Defects Unable to Be Rectified by Grading	12
<b>5 Network Challenges and Potential Solutions</b>	<b>14</b>
5.1 Technical / Contractual Enforcement and Contractor Selection	14
5.2 Lack of gravel / Difficulty opening new pits techniques	14
5.3 Construction Water Availability	15
5.4 Commercial Use of Roads during the Wet Season	15
<b>6 Community Consultation</b>	<b>15</b>
<b>7 Review of Road Management Plan</b>	<b>17</b>

# 1 INTRODUCTION

As per Item 2.3.1 of the Shire of Derby/West Kimberley Strategic Community Plan 2012-2021 -*Develop a road maintenance, grading and upgrading strategy*, the Technical Services Department has undertaken a review and a critical analysis of the current maintenance practices for our rural roads.

## 1.1 Background

Council voted at its ordinary meeting on the 29th May 2003 to cease undertaking operations for the maintenance of gravel roads in house and look at contracting the works to various subcontractors. There were many reasons behind the move to employ contractors rather than Shire Employees. These included the cost effectiveness of the operation, with a grader sitting idle for 3-4 months of the year in the "Wet Season", lack of operators and staff for the bush crew, cost of replacing equipment and complaints as network of roads were only graded once per year.

As a result of this Council moved to contract services with the first contract being for the calendar year of 2003. The work at this time also included access roads and internal roads to aboriginal communities as a cooperative arrangement with the Centre of Appropriate Technology (CAT). This arrangement was subject to funding received from Aboriginal Torres Strait Islander Commission (ATSIC) and then the Australian Department of Family and Housing, Community, Services and Indigenous Affairs (FaHCSIA).

Following the first contract a second (2004), third (Jan 2005 to 30th June 2008), fourth (July 2008 to June 2011), fifth (July 2011 to June 2014) and sixth (July 2014 to June 2015) have been let with the same functions being carried out. At some stage during the fourth contract the funding from ATSIC or FaHCSIA to CAT ceased and therefore the Shire of Derby/West Kimberley ceased those sections of the contract being funded by CAT. To the current day this still causes problems with indigenous communities as they cannot comprehend why the grading by the Shire has stopped.

Staff within the Technical Services Department has been undertaking investigations into the current and the previous contract looking at ways the contract can be improved and managed. Management of the contracts has been an issue in the past with staff unable to undertake all inspections on the complete road network and some form of "trust" being placed on the contractor. Within the current contract it has been found that certain roads do not justify grading as required under the contract due to low traffic volumes, whilst other roads need additional treatment or construction techniques. The sixth contract has also been used as a trial to look at various methods of work and modifying the traditional 3 grades a year to perform work in areas that need more maintenance than usual.

## 1.2 Purpose of the Plan

The purpose of this Un-Sealed Road Asset Management Plan (the “Plan”) is to ensure Council has in place a plan that helps Council to achieve the following objectives –

1. Ensure that a safe and efficient network of shire public roads is provided primarily for travel and transport.
2. Provide a structure for a road management plan which will ensure that the public roads in the Shire of Derby/West Kimberley –
  - are capable of functioning as they were built to function;
  - are able to meet future needs in a growth environment; and
  - continue to meet the needs and expectations of the community and other key stakeholders.
3. Within that structure, advance Council's road management practice as to achieve the strategic objectives of Council's *Strategic Community Plan 2012-2021*.
4. Prioritise management to provide the best value for money to the community whilst respecting budget restraints.
5. Adhere to good practice of road construction and management.

## 1.3 How to achieve the Plan's objectives

To achieve the above stated objectives, this Plan provides details in the following key management areas that are central to Council's role as the road authority for municipal public roads –

- a) provide descriptions of the types of road and road-related infrastructure assets covered by this plan.
- b) set up a road hierarchy classification to facilitate the setting of performance standards. The details are in Section 3, Road Infrastructure Hierarchy.
- c) set relevant performance standards to help with the discharge of Council's duties. The details are in section 4, Performance Standards.
- d) Address network wide challenges faced by the road network. The details are in section 6, Network Challenges and Potential Solutions.

## 1.4 Key stakeholders

Key stakeholders who will be affected by this Road Management Plan in the Shire of Derby / West Kimberley include –

- The community - ratepayers, residents, business, industry, education.

## Un-Sealed Road Management Plan

- Road users such as pedestrians, bicyclists, motorcyclists, public transport passengers and vehicle drivers and passengers.
- Transport service providers - transport operators, bus operators and service providers supporting the delivery of transport service.
- Emergency services.
- Utilities such as water, sewerage, drainage, gas, electricity, telephone, telecommunications and other like services
- Land / mine developers and their respective consultants and contractors.
- Road authorities/agencies of State and Federal governments.
- Federal and State government departments and agencies such as the Department of Housing, the Department of Health, the Department of Indigenous Affairs and the Department of Environment and Conservation
- Private road owners such as stations, business, industry, body corporate.
- Elected representatives.
- Council staff and consultants and contractors.

## 1.5 Duty of road users

Whilst Council has certain duties and responsibilities, this Plan is predicated on the basis that the road users also have certain obligations and responsibilities to drive safely according to the prevailing conditions, to have regard to the rights of other road users, the community and infrastructure managers, and to avoid damaging infrastructure.

## 1.6 Relationship with Budget

The annual Budget has been developed within an overall financial planning framework that guides Council in identifying community needs and expectations over the short, medium and long term. In preparing the annual Budget, funding requirements for each year are linked with the objectives contained in the *Strategic Community Plan 2012-2021*

In relation to road and road-related infrastructure assets that provide road transport service, Council recognises the importance of balancing appropriate performance standards with what the communities able to afford and sustain. In balancing the funding level for the inspection, maintenance, repairs, upkeep, rehabilitation and renewal of road and road-related infrastructure assets, Council gives regards to the following key considerations –

- preservation of existing assets in an appropriate and safe working condition;
- market constraints in manpower, plant and equipment, building materials and contractors; and
- budget / financial constraints.

The performance standards set in Section 4 of this Plan reflects such balance.

## 2 ROAD ASSET DESCRIPTION

This section provides the details of road infrastructure and road-related infrastructure assets that are being covered under this Plan.

### 2.1 Overview

The Shire of covers an area of approximately 118,560 square kilometres with a population of approximately 9,000.

In regard to rural road, and town gravel roads assets the Shire is responsible for –

- 1,814.4 kilometres of unsealed public rural roads;

In the 2014/15 financial year it is proposed that the council will spend \$1,581,000 (ex GST) to maintain this network, this excludes capital work costs but does include \$200,000 as a maintenance pool of funds in excess of the contractor's requirements under the grading contract.

### 2.2 Assets covered

The road and road-related infrastructure assets covered in this Plan are –

- trafficable road pavements
- road shoulder and verge
- road drains including features such as road verge, table drains
- guide posts / signs
- Roadside vegetation.

### 2.3 Rural Roads Maintained by the Shire

Current Shire of Derby/West Kimberley policy accepts the responsibility for the maintenance of all current roads listed within our ROMAN database with some roads also being identified as part of Main Roads Western Australia's "Roads 2030 Regional Road Development Strategies" highlighting them as a road of significance where additional funding may be available.

### 2.4 Existing Condition of Shire Roads

The existing condition of the Shires roads vary quite considerably from road to road and across the Shire. Our current practices have not been working well as blanket grading does not work as a best practice solution across the network. What is proposed will be defined by a hierarchy and local knowledge about the network.

Below is some photographic examples of the Shire's road network and some of the influencing factors that will be discussed within the hierarchy. A contractor has recently completed a visual condition assessment of the road network & is in the process of producing a forward works program which will further add to this Road Management Plan.

Un-Sealed Road Management Plan










Influencing Element	Indicative Photograph		
<b>Demand</b> <ul style="list-style-type: none"> <li>High (&gt;150vpd)</li> <li>Medium (50-150vpd)</li> <li>Low (&lt;50vpd)</li> </ul>	 <p>High Demand (Road Trains /Cars)</p>	 <p>Medium Demand (Vehicle Mix)</p>	 <p>Low Demand (Only 4WD)</p>
<b>Terrain Type</b> <ul style="list-style-type: none"> <li>Rocky / Shale</li> <li>Sandy/Pindan</li> <li>Blacksoil</li> </ul>	 <p>Rocky/Shale (Hills)</p>	 <p>Pindan / Sand (undulating)</p>	 <p>Black Soil (Flat)</p>
<b>Road Type</b> <ul style="list-style-type: none"> <li>Formed</li> <li>Partially Formed</li> <li>Unformed</li> </ul>	 <p>Formed (Re-sheeted &lt;10 Years)</p>	 <p>Partially Formed (Isolated area paved)</p>	 <p>Unformed (Natural ground)</p>

Figure 1: Possible Road Section Category Matrix

### 3 ROAD INFRASTRUCTURE HIERARCHY

This section describes the hierarchy classification proposed in this Plan. A hierarchy classification for shire roads assists in determining relevant performance standards (see Section 4) for key maintenance areas such as inspection, maintenance and repairs. It also assists in other management activities such as allocating resources and specifying design and construction standards.

#### 3.1 Road Hierarchy

A hierarchy classification is used to group roads on the basis of the service levels that they provide in a road transport network. The hierarchy system then allows a service level to be provided or give a more accurate indication on what the road provides to the general community. The categories of service that have been used within this plan are as follows;

- Station Access (number of stations on a road)
- Community Access (number of indigenous communities on a road)
- Tourist use (both camping and fixed accommodation)
- School use
- Department of Parks and Wildlife
- Mining activity (this is noted for reference)
- Traffic Volume (used to determine usage on road)
- Township (does the road service a township)
- Road Classification (as per ROMAN)
- Road importance to SDWK Road Network (included in Roads 2030)

For shire public roads, a Five tier hierarchy classification is proposed. Roads are classified through R1 to R5 in accordance with the above factors.

##### *R1 (Road Importance – Very High)*

Roads of this classification provide linkages between other sections of the road network, townships, communities or Stations. These roads may also provide access for tourism or essential seasonal access due to flooding of other access. This type of road has an identifiable origin and destination. In general, a Link road gets its traffic from multiple roads.

##### *R2 (Road Importance – High)*

Roads of this classification primarily provide a route between and through areas. They convey traffic from Access roads to the Link road and/or Arterial roads. These roads sit slightly below R1 due to the lesser services along the road.

##### *R3 (Road Importance – Medium)*

Roads of this classification include a road, which primarily provide direct access to a specific location, station or community may however service several points of interest along road. They 'feed' traffic to Link, Collector or Arterial roads.

## Un-Sealed Road Management Plan

*R4 (Road Importance – Low)*

Roads of low importance usually serve a single small community and station or facility along the road.

*R5 (Road Importance – Very Low)*

Roads of very low importance will service a single entity either a station, community or other kind of facility these roads carry minimal traffic.

*Town Gravel Road*

Town roads are classified as gravel roads that fall within the townships of Derby and Fitzroy Crossing.

A Summary of each roads proposed rating is included in Appendix 1

### **3.2 Road Treatment by Hierarchy**

The road hierarchy as attached in Appendix 1 defines the roads in accordance with the categories chosen by the officers conducting the review. The categories defined the roads by use, what they service and importance under both Roads 2030 and ROMAN. What the hierarchy does not take into account is the unaccountable factors that can only be determined onsite or by officers familiar with the use of the road.

Therefore there cannot be a road treatment by hierarchy alone, but it can significantly help to gain a broad understanding of the network & develop the strategy for the road treatment along with local knowledge around use and seasonal conditions.

### **3.3 Proposed Maintenance Practices**

As discussed previously options for the ongoing management of the Shire of Derby/West Kimberley road network are determined using a combination of local knowledge, the road hierarchy classification and engineering standards. These have been produced in consultation with stations, communities and current and previous maintenance grading contractors.

The option was prepared to not be a cost cutting measure but however be a better spend of Council's resources to provide the greatest long and short term benefit to the Shire of Derby/West Kimberley as the asset manager but also to the thousands of users of the road whether they are Station users, tourists or the many service agencies and other people travelling the road network.

The Shire's current cost under the current maintenance contract is \$1,320,764 (ex GST) annually, with a \$200,000 annual discretionary budget for additional unforeseen works across the network. As the contractor rates for these works have remained relatively stagnant over the course of the previous contracts, rising annually at either CPI or 2.5%, we expect a rise upon the renewal of this contract to account for additional cost rises that have been absorbed by the contractors. This could result in a large increase in the annual costs to continue the current level of service to SDWK's gravel roads. This would then again be indexed at the greater of 2.5% or CPI each financial year of the contract period.

## Un-Sealed Road Management Plan

The option that is proposed as set out in APPENDIX 2 will cost an estimated \$1,000,000 p.a. (ex GST). It is proposed that the funds saved by reducing the grading frequency of some roads could be better spent by creating a Works Proposal System valued at approximately \$500,000p.a. (ex GST) which includes the discretionary \$200,000p.a funding. In this system, a discretionary amount will be allocated to each area which will be available for works on sections of roads, which have been identified in the Works Proposal System to improve or maintain the network.

As these changes will reduce the annual volume of grading significantly over some of the current Grading Areas, to ensure efficiencies of scale are maintained for the Shire, we proposed the number of areas be reduced from seven (7) to four (4). A summary of current and proposed areas is included in APPENDIX 2

### **3.4 Town and Rural Road Treatments**

Current Treatments are attached in APPENDIX 3

Proposed Treatments are attached in APPENDIX 4

## 4 PERFORMANCE STANDARDS

In this Section 4, Council sets the performance standards for the following operational functions in roads, pathways and ancillary areas –

- Defect inspection
- Hazard identification
- Defect intervention level and rectification time

### 4.1 Objectives

The objectives of setting performance standards –

(1) Ensure public safety – achieved by regular Hazard Inspections and being responsive to hazard notification.

(2) Protect road infrastructure assets – achieved by regular Defect Inspections and develop planned maintenance repairs to avoid or minimise impairment to the asset's highest and best use potential. This is essential for the delivery of road transport service at the lowest cost to the communities.

(3) Ensure an appropriate level of statutory protection against civil liability claims based on balancing available Council resources.

### 4.2 Hazard and Defect Inspections

These will be carried out by technical services staff in conjunction with the contractor for the appropriate area to see how best to rectify the issue. These may become less involved (staff time) as trust and working relationships are built with the successful contractors.

### 4.3 Defects Unable to Be Rectified by Grading

Defect that fall outside the scope of maintenance grading are often encountered on rural roads. To account for this it is proposed that each area have a discretionary amount of funds associated to further upgrade or maintain their areas that is available to the contractor to undertake the work. This will be allowed for by contractors pricing grading and scheduling hourly rates for equipment to undertake the extra work as determined by council officers.

Some of this work could be identified by the contractor for each area submitting information about maintenance or upgrading work required to their areas for items such as drainage, patch sheeting and heavy formation grading (grade, water, roll). Discretionary funds could then be allocated to these projects to rectify potential problem areas before the road conditions deteriorate too far, and raise road standards in an incremental way.

Identified items would need to be submitted to the Shire by the end of November each year, and all proposals assessed over the wet season. Approved proposals would be based on the available funds, benefit to the community and the priority of

## Un-Sealed Road Management Plan

the project / road. Construction of these works would then be completed under their schedule of rates and priced accordingly as to not exceed budgetary allowances. It is hoped that this work can then occur during the "Open Up Grade" to reduce establishment costs and ensure water is readily available.

## **5 Network Challenges and Potential Solutions**

### **5.1 Technical / Contractual Enforcement and Contractor Selection**

Whilst the current Scope of Works / Specification have found to be suitable for this project, difficulty has been had in regards to enforcement, particularly in regards to drains and road shape. Due to staff constraints and the distances required to be covered, Shire Staff have not been available to regularly inspect large portions of the road network. This combined with the selection of some contractors whose primary profession is not contract earthworks, has led to a culture of rushing to complete the required works and ignoring, or at best making only token gestures, to the cleaning of drains and basic road formation by some contractors. This, in turn, has accelerated the damage caused to the road network, particularly over the Wet Season, and shortened the design life of our some roads. This behaviour has been adjusted within the current road maintenance contract and was certainly not reflective of all contractors.

It is proposed that during the Tender Stage of the new Maintenance contract the Shire hold a mandatory information day for contractors to fully spell out our requirements and expectations. Furthermore, by ensuring that the Relevant Experience and Demonstrated Understanding portions of the Tender Scoring Criteria are heavily weighted these problems should be significantly reduced.

It is hoped that by implementing a works identification process, as outlined previously, the need for Shire Staff to inspect and manage defects would be reduced over time. If the Council wish to ensure that value for money for these works is being maintained, a provision for further staffing of the Technical Department or contracting out of road inspections should be considered.

### **5.2 Lack of gravel / Difficulty Opening New Pits**

Over the lifespan of the Shire's rural roads, gravel re-sheeting has formed the primary method of road reconstruction and maintenance. By periodically re-sheeting its roads the Shire has been able to cost effectively maintain the road surface quality over the majority of our network. Unfortunately, due to the Kimberley's geology and the Shires constant use, quality gravel sources are becoming scarce on several roads. Furthermore, due to current Native Title and Native Vegetation restrictions, the Shires ability to establish new gravel pits is extremely limited. The result of this is a dwindling supply of accessible gravel and the Shire being forced to progressively use inferior quality gravel in order to complete our works.

Currently the Shire is in the process of auditing all existing gravel pits and water sources. A portable Gravel Testing Kit has also been purchased to allow Staff to assess gravel quality at these pits without the need for expensive testing.

With the realisation that suitable gravel supplies are becoming limited, the Shire is in the process of trialling alternate construction techniques. The techniques currently being focussed on centre around ground stabilisation through the use of concrete, lime, and water based enzymes. Whilst these construction methods have been

shown to provide significant short term improvements to treated roads, their long term durability, over 10-15 years, is at this stage unproven, especially in the Kimberley's dispersive soils. Furthermore, investigations should begin now to determine potential sites for new pits to ensure future supply.

### **5.3 Construction Water Availability**

Due to the Kimberley's monsoonal rainfall, water availability becomes a major issue, and cost factor, for road construction especially in the late stages of the Dry Season. This causes contractors to require significantly more equipment, the cost of which they pass on to the Shire, to complete works at this time. Furthermore, the Shire currently has Water Extraction Licence for the Fitzroy River only at Myroodah, Snake Creek and Noonkanbah. This forces the Shire and its contractors to rely on Main Roads Bores and Station water sources in other sections of our network.

It is proposed that the Shire / Council adopt a practice of Tendering and Awarding major road construction projects prior to an upcoming wet season, but schedule works to occur following the rain. This would allow contractors to prepare water catchment points adjacent the works and raise efficiency whilst reducing costs.

A primary factor in achieving this is ensuring that the next annual Council Budget is adopted by the conclusion of each financial year, to allow the tendering of works to be scheduled.

### **5.4 Commercial Use of Roads during the Wet Season**

It has been witnessed over the previous two years that construction activities carried out during the wet season are causing significant damage to Shire Roads. This is not only caused by heavy vehicles but also by the increased commercial traffic caused by workers. This damage has become particularly evident on the Camballin, Calwynyardah-Noonkanbah, Fossil Downs and Christmas Creek roads.

A proposal to investigate options or MOU's with both Commercial and Government (both State and Federal) road users, particularly the Department of Housing, the Department of Health, Department of Education and Department Aboriginal Affairs, that construction activities and heavy traffic use does not occur throughout the wet season. Additionally the Shire may limit the road use to a 4 tonne maximum during the wet season and require commercial users to obtain Road Permits from the Shire. Where this is not possible, it is proposed that Commercial Users that cause significant damage to Shire Roads be on charged for the cost of repairs.

Both of these options will be problematical to enforce over the vastness of the network, however significant damage is caused during the wet season because of the above that then in turn increases the cost to council to maintain and decreases the cost of the asset significantly.

## **6 Consultation**

As part of SDWK's consultation process the Technical Services Department developed the proposal before inviting interested parties, including current contractors, station owners and Community Representatives for their input.

## Un-Sealed Road Management Plan

Those surveyed viewed the proposed hierarchal system detailed by APPEDIX 1 positively and believed that they would lead to an increased level of service on the affected road. Some concerns / queries, were raised the most prominent of these, and our responses are listed below;

*“The condition of the road I use is currently good because we look after and protect it, why should we be disadvantaged for doing the right thing?”*

The Shire of Derby/West Kimberley strives to provide reliable road conditions on all our roads, to do this cost effectively however available funds must be allocated in a cost effective way. That being said however, by increasing discretionary funding available to the Technical Services Department, it will be possible to complete more small maintenance projects on the road network based on the hierarchal system. This will lead to an improvement of SDWK's Road Network above that of grading alone.

*“How or who will decide what additional projects are to be completed?”*

As stated above the Shire will require contractors to submit identified work for review and approval. Due to their time spent on the roads in their areas contractors are the best suited to identify problem areas in the networks and how they may be fixed. These will then be reviewed based on the same criteria as the road classifications. Consideration will also be given to the amount of discretionary funding spent on the road over the previous years to ensure that all roads receive some discretionary funding over the life of the contract if required.

*“Will there be an opportunity to reconsider the classification of some roads?”*

The Shire is open to reconsider our classification of any of our roads, specifically if it is demonstrated following the first year of the program that some roads are decreasing in function or performance significantly. Funding to rectify these issues would then be permanently allocated out of the discretionary funding for the remainder of the contract.

*“Will the Shire be conducting frequent inspections and holding contractors to account for substandard work?”*

Yes, this is our aim as this has been something that we have not done well in the past something we may be also able to contract out to external providers to ensure the work is undertaken correctly.

*“Can the Shire reduce or restrict excessive, non-local, vehicle use on roads during the Wet Season?”*

The Shire will definitely try to minimise traffic by some of the methods previously listed.

## Un-Sealed Road Management Plan

## **7 Review of Road Management Plan**

The review of this Un-Sealed Road Asset Management Plan will commence on awarding of the contract as the Technical Services Department will closely monitor the road network and will be ongoing at all times to ensure a “Best Value for Money Spend” by council and a useable network of roads, unless otherwise directed by the Council and/or the CEO.

Road	Station Access (per station 1)	Community Access (per community 1)	Department of Parks and Wildlife Access (1)	Mining exploration/Active minesite (0)	Tourism - Camping (1)	Tourism - Accommodation (1)	Traffic Volume (peak)	School (2)	Township Residents (2)	Road of significance (2)	Roman Classification	Total	Heirarchy	Hierarchy Number
BLINA ROAD	1			0			0				1	2	Very Low	5
KIMBERLEY DOWNS ACCESS ROAD	1						0				1	2	Very Low	5
MEDA ACCESS ROAD	1				1		1				1	4	Low	4
NAPIER DOWNS ROAD	1	1					0				1	3	Very Low	5
FAIRFIELD-LEOPOLD ROAD	2	3	2		1	1	3	2		2	2	18	Very High	1
CAMBALLIN ROAD	5	2			1		3	2	2	2	3	20	Very High	1
CAMBALLIN-MYROODAH ROAD	3	2					2	2		2	2	13	High	2
CAMBALLIN-NOOKANBAH ROAD	1						1				1	3	Very Low	5
DEBESA ROAD	1						0				1	2	Very Low	5
KALYEEDA STATION ROAD	1	4					0	2			1	8	Medium	3
KOORABYE - KALYEEDA ROAD		4					0	2		2	1	9	Medium	3
LULUIGUI ROAD							0				1	1	Very Low	5
MT ANDERSON ROAD	1	1					1	2		2	1	8	Medium	3
NERRIMA ROAD	2	1					1		2	1	1	7	Medium	3
BEVERLEY SPRINGS ROAD	1				1	1	1				1	5	Low	4
GLENROY STATION ROAD	1						0				1	2	Very Low	5
MARION DOWNS ROAD	1						0				1	2	Very Low	5
MORNINGTON ROAD	3				1	1	1		2	1	1	9	Medium	3
OLD MORNINGTON ROAD	1						0				1	2	Very Low	5
TABLELANDS ROADS	1						0				1	2	Very Low	5
MILLAWINDI ROAD	1	1					0				1	3	Very Low	5
LENNARD GORGE ROAD		1					2				1	4	Low	4
MT HART ROAD	1	1			1	1	1				1	6	Low	4
SILENT GROVE - BELL GORGE ROAD			1		1		4				1	7	Medium	3
GNH-GEE GULLY ROAD (alternative access)	8	3		0			0	2		2	2	17	Very High	1
MANGURL CREEK-UDIALLA ROAD	1						0				1	2	Very Low	5
LANGY CROSSING (YEEDA ACCESS) ROAD	1						0				1	2	Very Low	5
NILLIBUBBICA ROAD							0		2	1	1	3	Very Low	5
MOWLA BLUFF ROAD	1	1					0				1	3	Very Low	5
DAMPIER DOWNS ROAD	2	1		0			0				1	4	Low	4
CALWYN YARDAH-NOONKANBAH	2	4					1	2		2	1	12	High	2
MILLIGIDDEE ROAD	1	1					0	2			1	5	Low	4
YAKKANARA ROAD	1	2					1	2			1	7	Medium	3
YUNGNGORA - YAKKANARA ROAD	1	3					1	2			1	8	Medium	3
BAULKA ROAD	1						0				1	2	Very Low	5
BEEFWOOD PARK ROAD	1						0				1	2	Very Low	5
CHERRABUN ROAD	1	2					1	2		2	1	9	Medium	3
CHRISTMAS CREEK ROAD	2	2					2	2		2	1	11	High	2
FOSSIL DOWNS ROAD	1	1					2	2		2	1	9	Medium	3
GOGO ROAD	1						1	2			1	5	Low	4
LAUREL DOWNS ROAD	1						0				1	2	Very Low	5
JUBILEE DOWNS ROAD	1						0				1	2	Very Low	5
ELLEDALE ACCESS ROAD	1						0				1	2	Very Low	5
QUANBUN DOWNS ROAD	2						0				1	3	Very Low	5
BUNGARUN ROAD							2		2		1	5	Low	4

Score Table	
Score	Heirachy
1	Very Low
2	Very Low
3	Very Low
4	Low
5	Low
6	Low
7	Medium
8	Medium
9	Medium
10	High
11	High
12	High
13+	Very High

Station is defined as a rate paying station	
Community is defined as a community with more than 20 permanent residents	
Traffic Volume AADT	
0-20	0
20-50	1
50-100	2
100-200	3
>200	4

Gee Gully Road, Kalyeeda and Kalyeeda-Koorabye roads have been scored assuming wet season traffic

Roman Classification	
1	Access road
2	Local Distributor
3	Regional Distributor

Very Low	5	R5
Low	4	R4
Medium	3	R3
High	2	R2
Very High	1	R1

Tender T08-2023/24 Maintenance Grading 2024 - 2027

Martuwarra Central Earthmoving Pty Ltd C1  
Robbro Pty Ltd C2  
Ronilieeh Pty Ltd C3  
Walyarra Contracting Pty Ltd C4  
Young's Earthmoving Pty Ltd C5  
C6

		C1	C2	C3	C4	C5
Company History and track record 10%	Weighted Score	7.3	6.0	4.0	5.0	6.7
Key Personnel Skills & Experience 15%	Weighted Score	11.3	9.0	8.3	10.0	10.3
Tender Capacity and Resources 20%	Weighted Score	17.3	15.3	12.0	13.0	14.7
Demonstrated Understanding 20%	Weighted Score	17.0	12.7	11.7	14.3	12.0
Local Supplier Details 15%	Weighted Score	12.0	10.3	9.7	11.3	0.7
Quality Management System 15%	Weighted Score	12.7	10.3	6.0	12.0	5.3
Risk 5%	Weighted Score	3.7	3.3	3.0	3.3	1.3
Totals	100%	81.3	67.0	54.7	69.0	51.0
		1	3	4	2	5

**RESOLUTION 91/24****Moved: Cr Brett Angwin****Seconded: Cr Wayne Foley**

That Council moves out of Closed Council into Open Council at 6:04pm.

In Favour: Mr Peter McCumstie and Crs Brett Angwin, Paul Bickerton, Geoff Davis, Brian Ellison, Wayne Foley, Kerrissa O'Meara and Andrew Twaddle

Against: Nil

**CARRIED 8/0**

At 6:04pm, the gallery returned to the meeting.

At 6:07pm, Cr Geoff Haerewa returned to the meeting.

**15 DEVELOPMENT SERVICES**

Nil

## 16 COMMUNITY AND RECREATION SERVICES

Declaration of Impartiality Interest – Cr Haerewa.

### 16.1 REQUEST FOR FUNDING - WINUN NAGRI ABORIGINAL CORPORATION - NAIDOC WEEK EVENT

**File Number:** GS/045/5

**Author:** Christie Mildenhall, Manager Community Services

**Responsible Officer:** Amanda Dexter, Chief Executive Officer

**Authority/Discretion:** Executive

#### SUMMARY

This report provides Council with information relating to a funding request received from Winun Ngari Aboriginal Corporation for the 2024 National Aborigines' and Islanders' Day Observance Committee (NAIDOC) Week event. This request does not fit within current funding programs due to the timeframe.

#### DISCLOSURE OF ANY INTEREST

Nil by Author or Responsible Officer.

#### BACKGROUND

Winun Ngari Aboriginal Corporation is the largest community development provider for remote Aboriginal Communities in the West Kimberley. Their primary services include enterprise and business development, employment and training, health and well-being, governance and administration. One of their programs includes the Kimberley Money Management Service.

Each year the Kimberley Money Management Service, assumes the role of lead agency for the NAIDOC Family Fun Day and Expo. In this role they facilitate the Derby NAIDOC Committee who organise and contribute to the event. The Shire is a member of the committee and provides in-kind and material contributions to the event.

Annually, the National Indigenous Australians Agency (NIAA) facilitates a NAIDOC Grants program. As project lead Kimberley Money Management Service applies to the program to help fund the Derby event. Their application for the 2024 event was unsuccessful leaving a shortfall in funds for the event.

#### STATUTORY ENVIRONMENT

Part 6 – Financial Management of the *Local Government Act 1995* applies to this report in that each year Council allocates an annual budget to donate to community organisations through the Community Funding Scheme (6.2).

#### POLICY IMPLICATIONS

*Policy F19 – Community Funding Scheme* provides guidance as to the provision of financial and non-monetary assistance to community groups and not-for-profit organisations by the Shire.

Funding is generally distributed through the Community Development Grants program, where grants of up to \$5,000 can be awarded to Community groups. However, this request was deemed

ineligible for the Community Grants Program due to the timeframe the outcome is required in. The policy stipulates that funding request received which are not eligible for the grants programs are to be presented to Council for consideration.

### FINANCIAL IMPLICATIONS

Due to the timing of the funding request and event, funds for this request will need to be drawn from the 2024/25 financial year budget. The 2024/25 (not adopted at the time of writing this report) includes an allocation for the Shire's Community Funding Scheme. The proposed budget (\$40,000) would be able to accommodate the funding request.

In the operational budget there are funds allocated to the NAIDOC event. These funds are utilised to facilitate the Shire's standard contribution to the event. The fund allocated for 2023/24 have been exhausted and the funds requested in the 24/25 budget will be insufficient to support this request without impacting the delivery of other events.

### STRATEGIC IMPLICATIONS

GOAL	OUR PRIORITIES	WE WILL
2. Community	2.3 Vibrant and culturally rich communities	2.3.2 Facilitate and/ or contribute to community events, cultural activities and festivals
2. Community	2.3 Vibrant and culturally rich communities	2.3.3 Record, recognise, preserve and celebrate the district's culture, history and heritage
2. Community	2.4 Sustainable Communities	2.4.1 Support and assist volunteer, community and sporting groups

### RISK MANAGEMENT CONSIDERATIONS

RISK	LIKELIHOOD	CONSEQUENCE	RISK ANALYSIS	MITIGATION
<b>Financial:</b> Potential for misuse of funding.	Likely	Minor	Low	Normal requirements of acquittal will be applied to this funding.
<b>Reputation:</b> Public perception of Shire if funding is denied.	Possible	Moderate	Medium	Council to provide funding as requested.

### CONSULTATION

The Shire has representatives from the Community Development and Youth team who participate in the NAIDOC Committee who organises this event. Further consultation was not deemed necessary.

### COMMENT

Request for funding

The 2024 NAIDOC Week event is scheduled to be held on Thursday, 11 July at the Derby Youth Centre. The event features NAIDOC themed stores, activities, entertainment, food, prizes and the NAIDOC Awards.

Following the advice that Kimberley Money Management Service's application to the NIAA NAIDOC grant was unsuccessful alternative funding sources are being sought to allow the Derby NAIDOC event to go ahead. A grant of \$5,000 has been obtained from Rio Tinto, which has been spent or allocated to be spent. The Shire was contacted with a request to providing funding support which would be used to purchase event catering from Derby Fuels (\$1,500) and to pay the Mowanjum dancers (\$1,500). Other agencies involved in the event have also been approached to provide financial support.

Through the event planning and delivery, the Shire has contributed in-kind venue hire, in-kind staffing and is providing raffle prizes.

#### Officer assessment

Requests for funding through the Shire's Community Funding Scheme are required to meet eligibility criteria as per the policy. Non-confirming applications may be referred to Council for consideration as in this instance.

Firstly, this request was deemed ineligible for the Community Grants Program when considered against the policy criteria for reasons including;

- Timeframe - There is insufficient time for it to be assessed as part of the community Development Grants Program. The next round of Community Development Grants will not be assessed until the end of July, and the event is scheduled for the 11<sup>th</sup> July.

When assessed against alignment with the Shire's Strategic Community Plan and the demonstration of community outcomes and long-term benefits to the community it was noted:

- The event will provide opportunities for enhanced community participation in a nationally observed celebration.
- The event will achieve important outcomes around sharing knowledge and information provision.
- Economic opportunities for the Shire with funding being used to engage local service providers.
- The event is provided free of charge to any member of the public who wishes to attend.

#### **VOTING REQUIREMENT**

Simple majority

#### **ATTACHMENTS**

- 1. Letter Requesting Support - Kimberley Money Management - NAIDOC Event 2024**

**RESOLUTION 92/24****Moved: Cr Geoff Davis****Seconded: Cr Brett Angwin****That Council:**

- 1. Agrees to contribute \$3,000 (inc GST) to Winun Ngari Aboriginal Corporation (Kimberley Money Management Service) to assist meeting the cost associated with the delivery of the 2024 NAIDOC Family Fun Day at the Derby Youth Centre on Thursday, 11 July 2024.**

In Favour: Mr Peter McCumstie and Crs Geoff Haerewa, Brett Angwin, Paul Bickerton, Geoff Davis, Brian Ellison, Wayne Foley, Kerrissa O'Meara and Andrew Twaddle

Against: Nil

**CARRIED 9/0**

**Kimberley Money Management Services - Derby****Address:** Shop 10 – 45 Clarendon Street**Postal Address:** PO BOX 500

DERBY WA 6728

**Telephone:** (08) 9193 1834**Fax:** (08) 9193 1634**Email:** mmmmanager@bigpond.com

Dear SDWK and Board Of Directors,

As you are all aware I am coordinating the Derby NAIDOC family fund day and expo with our derby NAIDOC committee.

This event is scheduled to Thursday 11<sup>th</sup> July 2024 10am to 4pm at Derby Youth Centre

We have put in a grant to NIAA which has been unsuccessful which is very sad outcome as we have been coordinating and getting grants from NIAA for more than 6 years. Jason our CEO and I have responded to the grant letter and are awaiting on a reply on why it was unsuccessful.

In the mean time we have a \$5000 grant from Rio Tinto \$3499.62 has been spent  
we have \$1500.38 left which will go towards

- Penguins ice cream van costs \$1050 for 350 junior cones
- \$450 on essentials

I am asking SDWK for support in costs towards the catering and dancers to help our NAIDOC to be successful of:

Catering Derby Fuels \$1500

Dancers \$1500

I have also approached WNAC and DAHS to assist awaiting reply

Please consider.

Thanks

Kelly kitching

WKMMS Program Manager

2024 Derby NAIDOC Committee co- ordinator

20/06/2024

**17       MOTIONS OF WHICH PREVIOUS NOTICE HAS BEEN GIVEN**

- Nil.

**18       NEW BUSINESS OF AN URGENT NATURE**

- Nil.

**19 MATTERS FOR WHICH THE MEETING MAY BE CLOSED (CONFIDENTIAL MATTERS)****RESOLUTION 93/24****Moved: Cr Andrew Twaddle****Seconded: Cr Geoff Davis**

That Council considers the confidential reports listed below in a meeting closed to the public in accordance with Section 5.23(2) of the Local Government Act 1995.

In Favour: Mr Peter McCumstie and Crs Geoff Haerewa, Brett Angwin, Paul Bickerton, Geoff Davis, Brian Ellison, Wayne Foley, Kerrissa O'Meara and Andrew Twaddle

Against: Nil

**CARRIED 9/0**

At 6:09pm, the gallery left the meeting and Council went behind closed doors.

**19.1 Write-Off Outstanding Sundry Debtors**

This matter is considered to be confidential under Section 5.23(2) - e(iii) of the Local Government Act, and the Council is satisfied that discussion of this matter in an open meeting would, on balance, be contrary to the public interest as it deals with a matter that if disclosed, would reveal information about the business, professional, commercial or financial affairs of a person, where the information is held by, or is about, a person other than the local government.

**RESOLUTION 94/24****Moved: Cr Andrew Twaddle****Seconded: Cr Brian Ellison****That Council by ABSOLUTE MAJORITY:**

- 1. Writes off the outstanding sundry debtors balance of \$12,130.02 as listed in the attached schedule.**

In Favour: Mr Peter McCumstie and Crs Geoff Haerewa, Brett Angwin, Paul Bickerton, Geoff Davis, Brian Ellison, Wayne Foley, Kerrissa O'Meara and Andrew Twaddle

Against: Nil

**CARRIED 9/0 BY ABSOLUTE MAJORITY**

**19.2 Compensation Claim**

This matter is considered to be confidential under Section 5.23(2) - b of the Local Government Act, and the Council is satisfied that discussion of this matter in an open meeting would, on balance, be contrary to the public interest as it deals with the personal affairs of any person.

**RESOLUTION 95/24**

**Moved:** Cr Geoff Davis

**Seconded:** Cr Brett Angwin

**That Council:**

1. Endorse a without fault “ex-gratia” payment to Ms Pene Brown of up to \$831.30 for replacement of the broken window on her vehicle, upon provision of a repairer receipt (or alternatively, a payment of up to \$831.30 to a licenced local provider to undertake the repair); and
2. Instructs the CEO to develop a policy for Council’s consideration, addressing the more likely future damages claims that might be submitted.

In Favour: Mr Peter McCumstie and Crs Geoff Haerewa, Brett Angwin, Paul Bickerton, Geoff Davis, Brian Ellison, Wayne Foley, Kerrissa O'Meara and Andrew Twaddle

Against: Nil

**CARRIED 9/0**

**RESOLUTION 96/24**

**Moved:** Cr Paul Bickerton

**Seconded:** Cr Brett Angwin

That Council moves out of Closed Council into Open Council.

In Favour: Mr Peter McCumstie and Crs Geoff Haerewa, Brett Angwin, Paul Bickerton, Geoff Davis, Brian Ellison, Wayne Foley, Kerrissa O'Meara and Andrew Twaddle

Against: Nil

**CARRIED 9/0**

At 6:14pm, the meeting was re-opened to the public (from behind closed doors) and the gallery returned to the meeting.

**20 CLOSURE****20.1 Date of Next Meeting**

The next ordinary meeting of Council will be held Thursday, 25 July 2024 at 11:00am On Country in Noonkanbah Aboriginal Community.

**20.2 Closure of Meeting**

The Presiding Member closed the meeting at 6:15pm.

**These minutes were confirmed at a meeting on**

.....

**Signed:** .....

**Presiding Person at the meeting at which these minutes were confirmed.**

**Date:** .....

**10.3 MINUTES OF THE SPECIAL COUNCIL MEETING HELD ON 22 AUGUST 2024****File Number: 0050****Author: Sarah de Jong, Executive Services Coordinator****Responsible Officer: Tamara Clarkson, Acting Chief Executive Officer****Authority/Discretion: Administrative****SUMMARY**

For Council to receive and confirm the minutes of the Special Council Meeting held on 22 August 2024.

*These minutes had not been added to the agenda of the Ordinary Council Meeting held on 29 August 2024 for confirmation.*

**ATTACHMENTS**

- 1. Minutes of the Special Council Meeting held on 22 August 2024**

**RECOMMENDATION**

- 1. That the Minutes of the Special Council Meeting held on 22 August 2024 be received and the recommendations therein be adopted.**



**Shire of Derby /  
West Kimberley**

# **UNCONFIRMED MINUTES**

## **Special Council Meeting Thursday, 22 August 2024**

**Date:** Thursday, 22 August 2024

**Time:** 5:00 PM

**Location:** Council Chambers  
Clarendon Street  
Derby



## Order Of Business

<b>1</b>	<b>Declaration of Opening, Announcements of Visitors .....</b>	<b>3</b>
<b>2</b>	<b>Acknowledgement of Country .....</b>	<b>3</b>
<b>3</b>	<b>Attendance via Telephone/Instantaneous Communications.....</b>	<b>4</b>
<b>4</b>	<b>Disclosure of Interests .....</b>	<b>4</b>
4.1	Declaration of Financial Interests .....	4
4.2	Declaration of Proximity Interests .....	4
4.3	Declaration of Impartiality Interests.....	4
<b>5</b>	<b>Public Time.....</b>	<b>4</b>
5.1	Public Question Time .....	4
5.2	Public Statements .....	4
<b>6</b>	<b>Announcements by Presiding Person without Discussion .....</b>	<b>4</b>
	<b>Reports .....</b>	<b>6</b>
<b>7</b>	<b>Technical Services.....</b>	<b>6</b>
7.1	Awarding of Tender T09-2023/24 Orphan Roads Project.....	6
<b>8</b>	<b>New Business of an Urgent Nature .....</b>	<b>13</b>
<b>9</b>	<b>Closure.....</b>	<b>13</b>
9.1	Date of Next Meeting.....	13
9.2	Closure of Meeting.....	13

**MINUTES OF SHIRE OF DERBY / WEST KIMBERLEY  
SPECIAL COUNCIL MEETING  
HELD AT THE COUNCIL CHAMBERS, CLARENDON STREET, DERBY  
ON THURSDAY, 22 AUGUST 2024 AT 5:00 PM**

**PRESENT:**

**(In Person)** Cr Brett Angwin (Chair), Cr Geoff Haerewa (Deputy President), Cr Paul Bickerton, Cr Wayne Foley, Cr Kerrissa O'Meara and Cr Andrew Twaddle

**PRESENT:**

**(Remote)** Mr Peter McCumstie (President) and Cr Geoff Davis

**IN ATTENDANCE:**

**(In Person)** Tamara Clarkson (Acting Chief Executive Officer), Wayne Neate (Director, Infrastructure), Jamie Bone (Recovery & Fitzroy Crossing Senior Operations Manager), Mark Chadwick (Manager Development Services), Telia Reilly (Administration Coordinator and Executive Assistant) and Sarah Smith (Executive Services Coordinator).

**IN ATTENDANCE:**

**(Remote)** Mark Davis (Executive Services Project Director) and Megan Neshoda (Manager Community Development - Fitzroy Crossing)

**VISITORS:** Nil

**GALLERY:** Terri Buckley and Kevin Pettingill

**APOLOGIES:** Nil

**APPROVED LEAVE OF ABSENCE:** Cr Brian Ellison

**ABSENT:** Nil

**1 DECLARATION OF OPENING, ANNOUNCEMENTS OF VISITORS**

The meeting was opened at 5:02pm by Cr Brett Angwin.

**2 ACKNOWLEDGEMENT OF COUNTRY**

In the spirit of reconciliation, the Shire of Derby/West Kimberley acknowledges the traditional custodians of country throughout the Shire and their connection to land, sea and community.

The Shire of Derby/West Kimberley would like to pay respect to the past, present and future traditional custodians and Elders of this nation and the continuation of cultural, spiritual and educational practices of Aboriginal and Torres Strait Islander peoples.

### **3 ATTENDANCE VIA TELEPHONE/INSTANTANEOUS COMMUNICATIONS**

A Council Member may attend council or committee meetings by electronic means if the member is authorised to do so by the President or the Council. Electronic means attendance can only be authorised for up to half of the Shire's in-person meetings they have attended in total, in any rolling 12 months prior period. Authorisation can only be provided if the location and the equipment to be used by the Council Member are suitable to enable effective, and where necessary confidential, engagement in the meeting's deliberations and communications.

- Mr Peter McCumstie; and
- Cr Geoff Davis.

### **4 DISCLOSURE OF INTERESTS**

Council Members must disclose the nature of their interest in matters to be discussed at the meeting (Part 5 Division 6 of the *Local Government Act 1995*). Employees must disclose the nature of their interest in reports or advice when giving the report or advice to the meeting (Sections 5.70 and 5.71 of the *Local Government Act 1995*).

#### **4.1 Declaration of Financial Interests**

- Nil.

#### **4.2 Declaration of Proximity Interests**

- Nil.

#### **4.3 Declaration of Impartiality Interests**

- Nil.

### **5 PUBLIC TIME**

#### **5.1 Public Question Time**

- Nil.

#### **5.2 Public Statements**

- Nil.

### **6 ANNOUNCEMENTS BY PRESIDING PERSON WITHOUT DISCUSSION**

- Nil.

**LEAVE OF ABSENCE****RESOLUTION 97/24****Moved: Cr Andrew Twaddle****Seconded: Cr Kerrissa O'Meara**

That the Leave of Absence received from Cr Ellison for the Special Council Meeting on 22 August 2024 and the Ordinary Council Meeting 29 August be accepted and leave of absence granted.

In Favour: Mr Peter McCumstie and Crs Geoff Haerewa, Brett Angwin, Paul Bickerton, Geoff Davis, Wayne Foley, Kerrissa O'Meara and Andrew Twaddle

Against: Nil

**CARRIED 8/0**

## REPORTS

### 7 TECHNICAL SERVICES

#### 7.1 AWARDING OF TENDER T09-2023/24 ORPHAN ROADS PROJECT

**File Number:** 0481

**Author:** Wayne Neate, Director Technical and Development Services

**Responsible Officer:** Amanda Dexter, Chief Executive Officer

**Authority/Discretion:** Executive

#### SUMMARY

Council is to consider the awarding of Tender T09-2023/24 being the Orphan Roads Project works for various Orphan roads within the Fitzroy Valley. The work is to reinstate the Orphan Road network of the Fitzroy Valley in an effort to improve the sustainability and accessibility to the remote Indigenous Communities. The works include reshaping and re-sheeting on the road pavement, shoulders, batters, and table drains whilst undertaking education and training of local workforce and emerging companies. It is proposed that the tender be awarded to Buckley's Earthworks and Paving Pty Ltd

#### DISCLOSURE OF ANY INTEREST

Nil by Author or Responsible officer

#### BACKGROUND

In January 2023 the town of Fitzroy Crossing and the entire Shire of Derby/West Kimberley suffered one of the most extreme weather events in the history of Western Australia. This event caused major disruptions to the entire Kimberley predominately because of the loss of road and bridge infrastructure.

That significant infrastructure loss put a lens on Fitzroy Crossing and the greater Valley and that intense focus highlighted many deficiencies which significantly impeded the ongoing sustainability and resilience of the Valley. Some of those communities have had their road infrastructure improved e.g. Bungardi their road access has been sealed.

The other major project was the reinstatement of the bridge by the Fitzroy Bridge Alliance (FBA) which was formed between Main Roads Western Australia (MRWA), Georgiou Group, BMD Group and BG&E resources. This project in particular put a large focus on local indigenous employment with a huge benefit to the Fitzroy Crossing valley with over 150 local people employed and with some great skill outcomes for those involved. The FBA put significant resources into the local indigenous employment model working with Gurama Yani U and other organisations to ensure that employment component stayed on track to achieve the construction of the bridge within the desired timeframe.

That model of employment required significant resources and pastoral care to ensure the workforce stayed on track, had good learning outcomes and began to achieve a long-term goal of a more mature workforce in terms of work ethic, skills and knowledge which should lead to better outcomes. The benefits of this approach were recognised by MRWA and the orphan roads project was then developed to provide a similar outcome to what the FBA achieved on a smaller scale but

also at the same time trying to develop the potential of operators and companies within the region that in the long term should benefit both MRWA and the Shire of Derby/West Kimberley.

The Orphan Roads project will be set up in a similar way to the FBA using a contractor model to provide the pastoral care, keep the workforce on track, ensure good learning outcomes and even educate the smaller business's on better business approaches/knowledge which in the long term should achieve a more mature workforce in terms of work ethic, skills and business acumen.

The Shire is not in a position to deliver the project in the same manner as the FBA due to budgetary and staffing constraints so a decision was made to look towards employing a company to undertake those components listed in the previous paragraph of the project whilst achieving some good outcomes on the ground in regards to improvements to the network of roads around the valley.

The roads that have been chosen to use as the training ground in the Valley are as follows;

- Ngurtuwarta Road
- Koorabye Access Road
- Walmajarri Highway – services Yakanarra and Bidijul
- Djugerari Access Road
- Jarlmadangah Access Road
- Jimbalakudunj Access Road

These roads have been prioritised by MRWA.

## **STATUTORY ENVIRONMENT**

*Local Government Act 1995* – 3.57 Tenders for the providing goods or services and *Local Government (Functions and General) Regulations 1996* Part 4 Tenders for providing goods or services.

## **POLICY IMPLICATIONS**

F1 Procurement of Goods and Services

F7 Regional Price preference Policy

## **FINANCIAL IMPLICATIONS**

Funds for the undertaking of this contract are contained within the 2024-2025 budget – Listed as the MRWA (Main Roads Western Australia) Orphan Road. The Funding for the work is coming from MRWA and will then be auspiced by the Shire to undertake the works on the roads negotiated with MRWA. The current funds allocated in the budget were for 6.5 million however that has now been reduced by MRWA to approximately 3.4 million.

It is proposed that the Shire will charge a 3-5% overhead for costs incurred by the use of staff managing the project to ensure that the ratepayers of the shire are compensated for the loss of staff time.

This project will require scrutiny in the highest form to ensure that Council is not out of pocket for any expense incurred and costs are contained within the allocated funds from MRWA.

**STRATEGIC IMPLICATIONS**

GOAL	OUR PRIORITIES	WE WILL
1. Leadership and Governance	1.1 Collaboration and partnership	1.1.1 Engage with our communities
1. Leadership and Governance	1.1 Collaboration and partnership	1.1.2 Maximise local opportunities
1. Leadership and Governance	1.1 Collaboration and partnership	1.1.3 Maximise regional opportunities that benefit our community
2. Community	2.4 Sustainable Communities	2.4.2 Collaborate with key agencies, groups and service providers to improve community services, programs and facilities
3. Economy	3.1 Industry and business development and growth	3.1.2 Value and support small to medium-sized businesses
3. Economy	3.2 Strong economy	3.2.1 Recognise and promote the economic potential of the district
4. Environment	4.2 Liveable Communities	4.2.3 Encourage and facilitate the maintenance and development of infrastructure that connects our communities

**RISK MANAGEMENT CONSIDERATIONS**

RISK	LIKELIHOOD	CONSEQUENCE	RISK ANALYSIS	MITIGATION
<b>Reputation:</b> The Shire through the process of recovery has built significant relationships with the communities and leaders in the valley along with external agencies. These could be significantly damaged if this work does not occur.	Almost Certain	Moderate	High	Continue to work in particular with MRWA to ensure the project is delivered to the best of the Shire's ability.

**CONSULTATION**

Officers have been working closely with MRWA over the last 18 months in an effort to reinstate the damaged infrastructure back to where it needs to be to ensure a level of resilience within the entire network.

Officers and MRWA representatives have also presented to the Fitzroy Valley Working Group on several occasions regarding the orphan road project and what is trying to be achieved. Presentations have also been given to the Gooniyandi Aboriginal Corporation regarding the project and timing of the project.

The Shire also established a rebuild Fitzroy Crossing email address [rebuildFX@sdwk.wa.gov.au](mailto:rebuildFX@sdwk.wa.gov.au) for interested businesses and individuals to register their interest in undertaking any work in regards to assisting in the reconstruction works around Fitzroy Crossing. It is proposed that the head contractor that is awarded the Orphan Road project along with a Shire and MRWA will meet with these contractors to determine what each can offer and where they think improvement is required to then allow their employment on the project.

## COMMENT

It is recommended that the tender be awarded to the contractor with the highest average score given by three assessors, using the Approved Tender Scoring Criteria. The Regional Price Preference Policy AF33 was applied to the prices submitted by Buckley's Earthworks and Paving.

The criteria and weighting for this tender were as follows;

Criteria	%
Relevant Experience	15
Key Personnel and Experience	15
Tenderer's Resources	15
Demonstrated Understanding	15
Local Supplier Details	20
Quality Management Systems	15
Risk	5

A score summary is shown below;

Buckley's Earthworks and Paving	C1
Garli Pty Ltd	C2

		C1	C2
Relevant Experience	15%	12.3	9.5
Key Personnel Skills & Experience	15%	10.9	11.0
Tenderer's Resources	15%	10.9	10.2
Demonstrated Understanding	15%	10.7	7.7
Local Supplier Details	20%	12.9	11.7
Quality Management System	15%	10.9	10.3
Risk	5%	3.8	3.3
<b>Totals</b>	<b>100%</b>	<b>72.3</b>	<b>63.6</b>

The shire and other government agencies have led recovery operations to ensure that there is local social and economic benefit experienced directly in the valley. The shire has demonstrated its commitment to aboriginal empowerment through its draft Aboriginal Empowerment Strategy – endorsed by council 22 July 2021. Since this time officers have been committed to getting outcomes that provide a social and economic benefit to the local population.

All agencies have been committed over the last 12 months or more to actioning jobs creation in the valley, with a focus on local aboriginal procurement where possible and a local employment first strategy. The shire has modified its tendering specifications and employment practices to enable local jobs and business creation in an effort to contribute to balanced and sustainable economic development across the region in an effort to impact abject poverty.

Both Buckley's Earthworks and Paving and Garli are capable of undertaking this project with Garli undertaking similar projects on a larger scale in the south west and Buckley's proving they can undertake the work with the recent joint venture and appetite for change in their business processes. The intent of this project is that this appointment becomes a project manager with the drive for all employees and equipment to come from locally based people and companies within the Fitzroy Valley.

The scoring panel and officers feel that Buckley's have the right intent but would like to discuss with them in greater detail how their proposal is to work and get those good social and economic benefits for the Fitzroy Valley. This is why officers are recommending to award to Buckley's in the first instance with a discussion about the intent of the project and if these discussions don't eventuate in the outcomes and intent of the tender then it be awarded to Garli.

## VOTING REQUIREMENT

Simple majority

## ATTACHMENTS

1. SDWK - Road Base Plan
2. MRWA - Community Road Maps
3. Confidential Price Scoring - Confidential

### RESOLUTION 98/24

**Moved:** Cr Geoff Haerewa

**Seconded:** Cr Andrew Twaddle

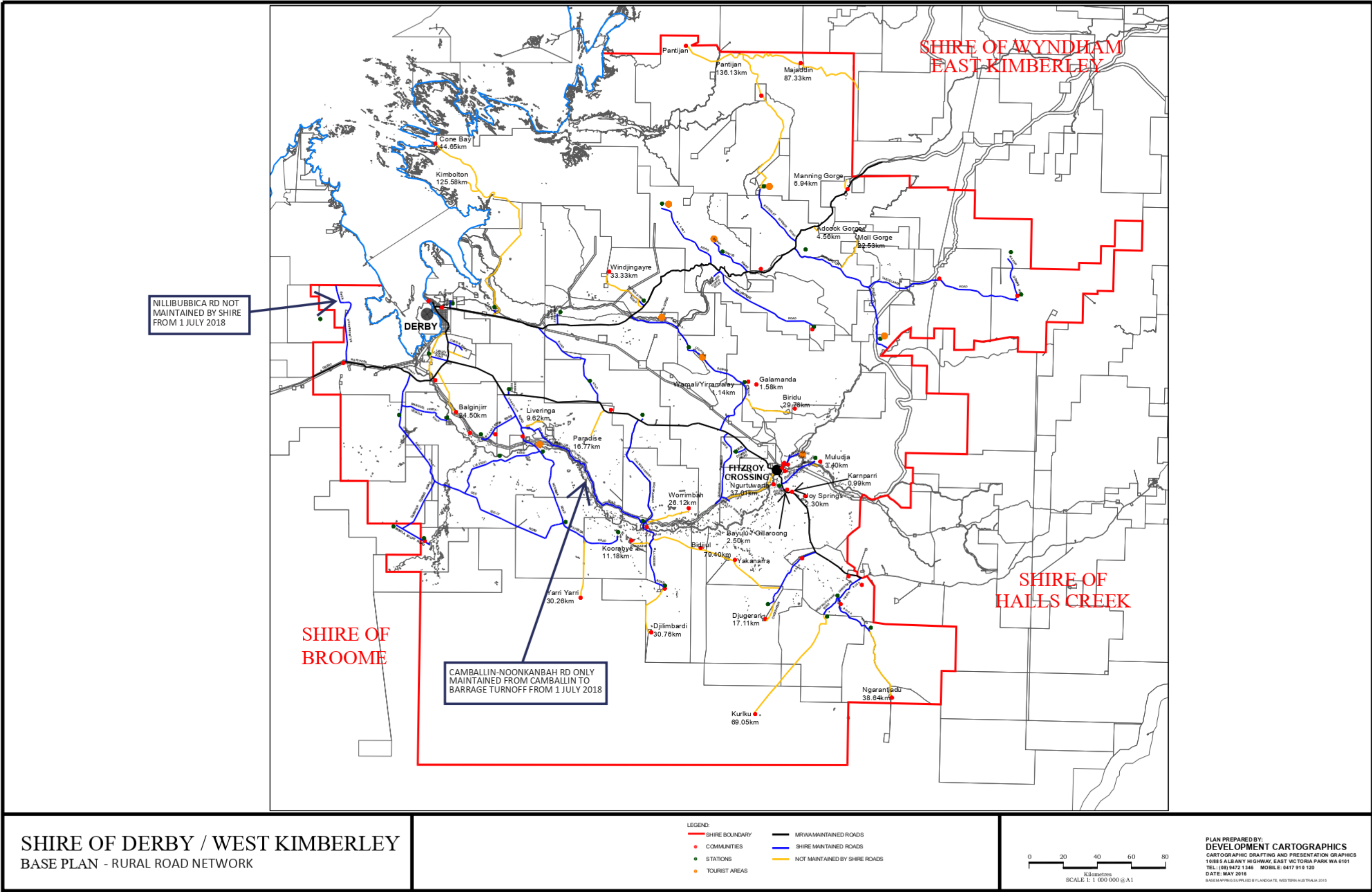
**That Council award Tender T09-2023/24 Orphan Roads Project to;**

1. Buckley's Earthworks and Paving Pty Ltd (BEP) and;
2. That should BEP fail to achieve the desired outcome of the project and not agree to sign a contract that it be awarded to Garli Pty Ltd.

In Favour: Mr Peter McCumstie and Crs Geoff Haerewa, Brett Angwin, Paul Bickerton, Geoff Davis, Wayne Foley, Kerrissa O'Meara and Andrew Twaddle

Against: Nil

**CARRIED 8/0**





**8 NEW BUSINESS OF AN URGENT NATURE**

- Nil.

**9 CLOSURE****9.1 Date of Next Meeting**

The next ordinary meeting of Council will be held Thursday, 29 August 2024 in the Council Chambers, Clarendon Street, Derby.

**9.2 Closure of Meeting**

The Presiding Member closed the meeting at 5:09pm.

**These minutes were confirmed at a meeting on**

.....

**Signed:** .....

**Presiding Person at the meeting at which these minutes were confirmed.**

**Date:** .....

## REPORTS

### 11 CORPORATE SERVICES

#### 11.1 STATEMENT OF FINANCIAL ACTIVITY OCTOBER 2024

**File Number:** 5179

**Author:** Aaron Gloor, Senior Finance Officer

**Responsible Officer:** Tamara Clarkson, Acting Chief Executive Officer

**Authority/Discretion:** Legislative

#### SUMMARY

This report provides a summary of Council's financial position for the period ending 31 October 2024.

#### DISCLOSURE OF ANY INTEREST

Nil by Author and Responsible Officer.

#### BACKGROUND

Local governments are required to prepare, on a monthly basis, a statement of financial activity that reports on the Shire's financial performance in relation to its adopted/amended budget.

The Shire's financial reporting framework provides Council, management and employees with a broad overview of the Shire's wide financial position.

#### STATUTORY ENVIRONMENT

In accordance with the *Local Government Act 1995* and *Local Government (Financial Management) Regulations 1996*, a Statement of Financial Activity is required to be presented to Council as a minimum requirement.

Section 6.4 of the *Local Government Act 1995* provides for the preparation of financial reports.

In accordance with Regulation 34 (5) of the *Local Government (Financial Management) Regulations 1996*, a report must be compiled on variances greater than the materiality threshold adopted by Council of \$30,000 or 10% whichever is the greater. As this report is composed at a program level, variance commentary considers the most significant items that comprise the variance.

#### POLICY IMPLICATIONS

F3 – Significant Accounting Policies

F4 – Sundry Debtors Collection

F5 – Outstanding Rates Collection

F13 – Reserve Accounts

F16 – Cash Flow Management

F17 – Investments

**FINANCIAL IMPLICATIONS**

Expenditure for the period ending has been incurred in accordance with the 2024/25 Annual Budget as adopted by Council at its meeting held 27 June 2024 (Resolution No. 84/24). The budget is structured on financial viability and sustainability principles.

**STRATEGIC IMPLICATIONS**

GOAL	OUR PRIORITIES	WE WILL
1. Leadership and Governance	1.2 Capable, inclusive and effective organisation	1.2.2 Provide strong governance

**RISK MANAGEMENT CONSIDERATIONS**

RISK	LIKELIHOOD	CONSEQUENCE	RISK ANALYSIS	MITIGATION
<b>Financial:</b> The Shire is exposed to a number of financial risks. Most of these risks exist in respect to recurrent revenue streams which are required to meet current service levels. Any reduction in these revenue stream into the future is likely to have an impact on the Shire's ability to meet service levels or asset renewal funding requirements, unless the Shire can replace this revenue or alternatively reduce costs.	Possible	Moderate	Medium	The completion of the Monthly Financial Activity Statement report is a control that monitors this risk.

**CONSULTATION**

Internal consultation within the Corporate Services Department.

External consultation with Moore Australia.

**COMMENT**

Financial integrity is essential to the operational viability of the Shire but also as the custodian of community assets and service provision. An ability to monitor and report on financial operations, activities and capital projects is imperative to ensure that financial risk is managed at acceptable levels. The ability for the Shire to remain financially sustainable is a significant strategy for a region that is continually under pressure from the pastoral industry, private enterprise and State Government obligations for the ongoing development of infrastructure and services. Any material variances are highlighted in the Operating Statement and included by way of note to the Operating Statement (as attached).

Priorities identified in the monthly report are addressed as follows:

Topic - Item	Explanation	Action Required	Shire Comment
Capital Expenditure	Transactions have been allocated to capital expenditure accounts without budget allocation for 2024/25	We recommend a review of expenditure to date, to determine if expenditure is correctly recorded with the capital account and allocated to the correct asset class.	This will be reviewed and rectified where necessary in the December budget review.
Disposal of Asset	As the disposal of the vehicles have not been processed through the asset register, profit or loss has not been recognised on this sale. Proceeds from the sale of vehicles has been recognised as other income	We recommend a disposal be processed through the asset register when the 2023/24 Annual Financial Report has been finalised	This issue has been identified and will be rectified after finalization of the 23/24 annual audit.
Operating expenditure	Depreciation has not been processed in 2024/25.	When the 2023/24 Annual Financial Report has been finalised depreciation will be processed.	Finance team will run depreciation after finalisation of FY23/24 annual audit.
Year End Balances	At the time of preparing the Monthly Financial Report, the Annual Financial Report has not been finalised, therefore the opening surplus may change from the current \$54,581,192 due to year end and audit adjustments.	None	Moore have been engaged to complete this report and are currently working through the final stages.

**VOTING REQUIREMENT**

Simple majority

**ATTACHMENTS**

1. **October 2024 Monthly Financial Report**  

**RECOMMENDATION**

**That Council receives the Monthly Financial Management Reports incorporating the Statement of Financial Activity for the period ending 31 October 2024.**



12 November 2024

Ms Tamara Clarkson  
Acting Chief Executive Officer  
Shire of Derby/West Kimberley  
PO Box 94  
**DERBY WA 6728**

#### Moore Australia

Level 15, Exchange Tower,  
2 The Esplanade, Perth, WA 6000  
PO Box 5785, St Georges Terrace, WA  
6831

T +61 8 9225 5355

F +61 8 9225 6181

[www.moore-australia.com.au](http://www.moore-australia.com.au)

Dear Tamara

#### COMPILATION REPORT TO SHIRE OF DERBY/WEST KIMBERLEY

We have compiled the accompanying special purpose financial report of Shire of Derby/West Kimberley which comprise the statement of financial position as at 31 October 2024, the statement of financial activity, notes providing statement of financial activity supporting information, explanation of material variances for the year then ended and a summary of material accounting policy information. These have been prepared in accordance with *Local Government Act 1995* and associated regulations as described in Note 1 to the financial report. The specific purpose for which the special purpose financial statements have been prepared is also set out in Note 1 of the financial report. We have provided the supplementary information Shire of Derby/West Kimberley as at 31 October 2024 and for the period then ended based on the records of Shire of Derby/West Kimberley

#### THE RESPONSIBILITY OF SHIRE OF DERBY/WEST KIMBERLEY

The CEO of Shire of Derby/West Kimberley is solely responsible for information contained in the special purpose financial report and supplementary information, the reliability, accuracy and completeness of the information and for the determination that the basis of accounting used is appropriate to meet their needs and for the purpose that the financial report was prepared.

#### OUR RESPONSIBILITY

On the basis of information provided by Shire of Derby/West Kimberley we have compiled the accompanying special purpose financial report in accordance with the requirements of *APES 315 Compilation of Financial Information* and the *Local Government Act 1995*, associated regulations and to the extent that they are not inconsistent with the *Local Government Act 1995*, the Australian Accounting Standards.

We have applied our expertise in accounting and financial reporting to compile these financial statements in accordance with the basis of accounting described in Note 1 to the financial report except for the matters of non-compliance with the basis of preparation identified with Note 1 of the financial report. We have complied with the relevant ethical requirements of *APES 110 Code of Ethics for Professional Accountants*.

Supplementary information attached to the financial report has been extracted from the records of Shire of Derby/West Kimberley and information presented in the special purpose financial report.

#### ASSURANCE DISCLAIMER

Since a compilation engagement is not an assurance engagement, we are not required to verify the reliability, accuracy or completeness of the information provided to us by management to compile these financial statements. Accordingly, we do not express an audit opinion or a review conclusion on these financial statements.

The special purpose financial report was compiled exclusively for the benefit of Shire of Derby/West Kimberley who are responsible for the reliability, accuracy and completeness of the information used to compile them. Accordingly, the special purpose financial report may not be suitable for other purposes. We do not accept responsibility for the contents of the special purpose financial report.

#### NOTE REGARDING BASIS OF PREPARATION

We draw attention to Note 1 to the financial report where matters of non-compliance with the basis of preparation have been detailed. Supplementary information is provided for management information purposes and does not comply with the disclosure requirements of the Australian Accounting Standards.

A handwritten signature in black ink, appearing to read 'Russell Barnes'.

Russell Barnes  
Director  
Moore Australia (WA) Pty Ltd

Moore Australia (WA) Pty Ltd trading as agent – ABN 99 433 544 961.  
An independent member of Moore Global Network Limited - members in principal cities throughout the world.  
Liability limited by a scheme approved under Professional Standards Legislation

**SHIRE OF DERBY-WEST KIMBERLEY****MONTHLY FINANCIAL REPORT****(Containing the required statement of financial activity and statement of financial position)****For the period ended 31 October 2024*****LOCAL GOVERNMENT ACT 1995******LOCAL GOVERNMENT (FINANCIAL MANAGEMENT) REGULATIONS 1996*****TABLE OF CONTENTS**

Statement of Financial Activity	2
Statement of Financial Position	3
Note 1      Basis of Preparation	4
Note 2      Net Current Assets Information	5
Note 3      Explanation of Material Variances	6

**SHIRE OF DERBY-WEST KIMBERLEY  
STATEMENT OF FINANCIAL ACTIVITY  
FOR THE PERIOD ENDED 31 OCTOBER 2024**

Note	Adopted Budget Estimates (a) \$	YTD Budget Estimates (b) \$	YTD Actual (c) \$	Variance* \$ (c) - (b)	Variance* % ((c) - (b))/(b)	Vari
<b>OPERATING ACTIVITIES</b>						
<b>Revenue from operating activities</b>						
General rates	9,253,510	9,249,506	<b>9,228,543</b>	(20,963)	(0.23%)	
Rates excluding general rates	460,841	460,841	<b>308,627</b>	(152,214)	(33.03%)	▼
Grants, subsidies and contributions	27,323,097	13,703,818	<b>656,066</b>	(13,047,752)	(95.21%)	▼
Fees and charges	6,493,603	4,382,814	<b>3,800,160</b>	(582,654)	(13.29%)	▼
Interest revenue	187,500	54,160	<b>73,644</b>	19,484	35.97%	▲
Other revenue	1,915,600	664,652	<b>1,084,744</b>	420,092	63.20%	▲
Profit on asset disposals	209,546	69,848	<b>0</b>	(69,848)	(100.00%)	▼
	<b>45,843,697</b>	<b>28,585,639</b>	<b>15,151,784</b>	<b>(13,433,855)</b>	<b>(47.00%)</b>	
<b>Expenditure from operating activities</b>						
Employee costs	(16,416,880)	(5,053,578)	<b>(5,009,058)</b>	44,520	0.88%	▲
Materials and contracts	(24,669,894)	(8,191,278)	<b>(4,477,826)</b>	3,713,452	45.33%	▲
Utility charges	(858,300)	(285,872)	<b>(187,000)</b>	98,872	34.59%	▲
Depreciation	(7,996,421)	(2,665,360)	<b>0</b>	2,665,360	100.00%	▲
Finance costs	(229,272)	(57,317)	<b>(37,521)</b>	19,796	34.54%	▲
Insurance	(1,775,510)	(887,371)	<b>(472,349)</b>	415,022	46.77%	▲
Other expenditure	(449,957)	(149,968)	<b>(248,495)</b>	(98,527)	(65.70%)	▼
	<b>(52,396,234)</b>	<b>(17,290,744)</b>	<b>(10,432,249)</b>	<b>6,858,495</b>	<b>39.67%</b>	
Non cash amounts excluded from operating activities	2(c) 7,786,875	2,595,512	<b>0</b>	(2,595,512)	(100.00%)	▼
<b>Amount attributable to operating activities</b>	<b>1,234,338</b>	<b>13,890,407</b>	<b>4,719,535</b>	<b>(9,170,872)</b>	<b>(66.02%)</b>	
<b>INVESTING ACTIVITIES</b>						
<b>Inflows from investing activities</b>						
Proceeds from capital grants, subsidies and contributions	29,562,057	8,009,232	<b>870,818</b>	(7,138,414)	(89.13%)	▼
Proceeds from disposal of assets	215,850	0	<b>0</b>	0	0.00%	
	<b>29,777,907</b>	<b>8,009,232</b>	<b>870,818</b>	<b>(7,138,414)</b>	<b>(89.13%)</b>	
<b>Outflows from investing activities</b>						
Payments for property, plant and equipment	(7,096,370)	(2,217,720)	<b>(628,726)</b>	1,588,994	71.65%	▲
Payments for construction of infrastructure	(29,415,885)	(9,805,228)	<b>(2,366,395)</b>	7,438,833	75.87%	▲
	<b>(36,512,255)</b>	<b>(12,022,948)</b>	<b>(2,995,121)</b>	<b>9,027,827</b>	<b>75.09%</b>	
<b>Amount attributable to investing activities</b>	<b>(6,734,348)</b>	<b>(4,013,716)</b>	<b>(2,124,303)</b>	<b>1,889,413</b>	<b>47.07%</b>	
<b>FINANCING ACTIVITIES</b>						
<b>Inflows from financing activities</b>						
Proceeds from new borrowings	10,000,000	0	<b>0</b>	0	0.00%	
	<b>10,000,000</b>	<b>0</b>	<b>0</b>	<b>0</b>	<b>0.00%</b>	
<b>Outflows from financing activities</b>						
Repayment of borrowings	(4,829,076)	(3,186,701)	<b>(3,186,701)</b>	0	0.00%	
	<b>(4,829,076)</b>	<b>(3,186,701)</b>	<b>(3,186,701)</b>	<b>0</b>	<b>0.00%</b>	
<b>Amount attributable to financing activities</b>	<b>5,170,924</b>	<b>(3,186,701)</b>	<b>(3,186,701)</b>	<b>0</b>	<b>0.00%</b>	
<b>MOVEMENT IN SURPLUS OR DEFICIT</b>						
<b>Surplus or deficit at the start of the financial year</b>	2(a) 329,086	329,086	<b>5,185,219</b>	4,856,133	1475.64%	▲
Amount attributable to operating activities	1,234,338	13,890,407	<b>4,719,535</b>	(9,170,872)	(66.02%)	▼
Amount attributable to investing activities	(6,734,348)	(4,013,716)	<b>(2,124,303)</b>	1,889,413	47.07%	▲
Amount attributable to financing activities	5,170,924	(3,186,701)	<b>(3,186,701)</b>	0	0.00%	
<b>Surplus or deficit after imposition of general rates</b>	<b>0</b>	<b>7,019,076</b>	<b>4,593,750</b>	<b>(2,425,326)</b>	<b>(34.55%)</b>	▼

**KEY INFORMATION**

▲▼ Indicates a variance between Year to Date (YTD) Budget and YTD Actual data outside the adopted materiality threshold.

▲ Indicates a variance with a positive impact on the financial position.

▼ Indicates a variance with a negative impact on the financial position.

Refer to Note 3 for an explanation of the reasons for the variance.

This statement is to be read in conjunction with the accompanying notes.

**SHIRE OF DERBY-WEST KIMBERLEY  
STATEMENT OF FINANCIAL POSITION  
FOR THE PERIOD ENDED 31 OCTOBER 2024**

	<b>Actual 30 June 2024</b>	<b>Actual as at 31 October 2024</b>
	<b>\$</b>	<b>\$</b>
<b>CURRENT ASSETS</b>		
Cash and cash equivalents	7,895,068	3,892,679
Trade and other receivables	4,115,846	6,096,967
Other financial assets	975,801	975,801
Inventories	26,222	41,541
Other assets	441,145	969,586
<b>TOTAL CURRENT ASSETS</b>	<b>13,454,082</b>	<b>11,976,574</b>
<b>NON-CURRENT ASSETS</b>		
Trade and other receivables	124,147	124,147
Property, plant and equipment	48,148,506	48,777,232
Infrastructure	307,117,582	309,483,977
<b>TOTAL NON-CURRENT ASSETS</b>	<b>355,390,235</b>	<b>358,385,356</b>
<b>TOTAL ASSETS</b>	<b>368,844,317</b>	<b>370,361,930</b>
<b>CURRENT LIABILITIES</b>		
Trade and other payables	5,736,357	3,407,883
Other liabilities	947,064	2,389,499
Borrowings	4,829,076	2,352,376
Employee related provisions	955,938	955,938
Other provisions	56,144	56,144
<b>TOTAL CURRENT LIABILITIES</b>	<b>12,524,579</b>	<b>9,161,840</b>
<b>NON-CURRENT LIABILITIES</b>		
Borrowings	2,618,379	1,908,378
Employee related provisions	129,936	129,936
Other provisions	5,477,235	5,477,235
<b>TOTAL NON-CURRENT LIABILITIES</b>	<b>8,225,550</b>	<b>7,515,549</b>
<b>TOTAL LIABILITIES</b>	<b>20,750,129</b>	<b>16,677,389</b>
<b>NET ASSETS</b>	<b>348,094,188</b>	<b>353,684,541</b>
<b>EQUITY</b>		
Retained surplus	64,921,145	70,511,498
Reserve accounts	975,801	975,801
Revaluation surplus	282,197,242	282,197,242
<b>TOTAL EQUITY</b>	<b>348,094,188</b>	<b>353,684,541</b>

This statement is to be read in conjunction with the accompanying notes.

**SHIRE OF DERBY-WEST KIMBERLEY  
NOTES TO THE STATEMENT OF FINANCIAL ACTIVITY  
FOR THE PERIOD ENDED 31 OCTOBER 2024**

**1 BASIS OF PREPARATION AND MATERIAL ACCOUNTING POLICIES**

**BASIS OF PREPARATION**

This prescribed financial report has been prepared in accordance with the *Local Government Act 1995* and accompanying regulations.

**Local Government Act 1995 requirements**

Section 6.4(2) of the *Local Government Act 1995* read with the *Local Government (Financial Management) Regulations 1996*, prescribe that the financial report be prepared in accordance with the *Local Government Act 1995* and, to the extent that they are not inconsistent with the Act, the Australian Accounting Standards. The Australian Accounting Standards (as they apply to local governments and not-for-profit entities) and Interpretations of the Australian Accounting Standards Board were applied where no inconsistencies exist.

The *Local Government (Financial Management) Regulations 1996* specify that vested land is a right-of-use asset to be measured at cost, and is considered a zero cost concessionary lease. All right-of-use assets under zero cost concessionary leases are measured at zero cost rather than at fair value, except for vested improvements on concessionary land leases such as roads, buildings or other infrastructure which continue to be reported at fair value, as opposed to the vested land which is measured at zero cost. The measurement of vested improvements at fair value is a departure from AASB 16 which would have required the Shire to measure any vested improvements at zero cost.

*Local Government (Financial Management) Regulations 1996*, regulation 34 prescribes contents of the financial report. Supplementary information does not form part of the financial report.

Accounting policies which have been adopted in the preparation of this financial report have been consistently applied unless stated otherwise. Except for cash flow and rate setting information, the financial report has been prepared on the accrual basis and is based on historical costs, modified, where applicable, by the measurement at fair value of selected non-current assets, financial assets and liabilities.

**Matters of non-compliance with Basis of Preparation**

The following matters of non-compliance with the basis of preparation have not been corrected.

1. Depreciation is yet to be raised during the current financial year.
2. Balances as at 30 June 2024 have not been finalised and will be subject to change.

**THE LOCAL GOVERNMENT REPORTING ENTITY**

All funds through which the Shire controls resources to carry on its functions have been included in the financial statements forming part of this financial report.

All monies held in the Trust Fund are excluded from the financial statements.

**MATERIAL ACCOUNTING POLICIES**

Material accounting policies utilised in the preparation of these statements are as described within the 2024-25 Annual Budget. Please refer to the adopted budget document for details of these policies.

**Critical accounting estimates and judgements**

The preparation of a financial report in conformity with Australian Accounting Standards requires management to make judgements, estimates and assumptions that effect the application of policies and reported amounts of assets and liabilities, income and expenses.

The estimates and associated assumptions are based on historical experience and various other factors believed to be reasonable under the circumstances; the results of which form the basis of making the judgements about carrying values of assets and liabilities that are not readily apparent from other sources. Actual results may differ from these estimates.

As with all estimates, the use of different assumptions could lead to material changes in the amounts reported in the financial report.

The following are estimates and assumptions that have a significant risk of causing a material adjustment to the carrying amounts of assets and liabilities within the next financial year and further information on their nature and impact can be found in the relevant note:

- Fair value measurement of assets carried at reportable value including:
  - Property, plant and equipment
  - Infrastructure
- Impairment losses of non-financial assets
- Measurement of employee benefits
- Measurement of provisions

**PREPARATION TIMING AND REVIEW**

Date prepared: All known transactions up to 08 November 2024

**SHIRE OF DERBY-WEST KIMBERLEY**  
**NOTES TO THE STATEMENT OF FINANCIAL ACTIVITY**  
**FOR THE PERIOD ENDED 31 OCTOBER 2024**

**2 NET CURRENT ASSETS INFORMATION**

**(a) Net current assets used in the Statement of Financial Activity**

	Adopted Budget Opening 1 July 2024	Actual as at 30 June 2024	Actual as at 31 October 2024
<b>Note</b>	<b>\$</b>	<b>\$</b>	<b>\$</b>
<b>Current assets</b>			
Cash and cash equivalents	2,682,279	7,895,068	3,892,67
Trade and other receivables	2,497,543	4,115,846	6,096,96
Other financial assets	975,801	975,801	975,80
Inventories	33,828	26,222	41,54
Other assets	0	441,145	969,58
	6,189,451	13,454,082	11,976,57
<b>Less: current liabilities</b>			
Trade and other payables	(1,746,407)	(5,736,357)	(3,407,883)
Other liabilities	(377,478)	(947,064)	(2,389,499)
Borrowings	(4,829,076)	(4,829,076)	(2,352,376)
Employee related provisions	(963,120)	(955,938)	(955,938)
Other provisions	(2,200,000)	(56,144)	(56,144)
	(10,116,081)	(12,524,579)	(9,161,840)
Net current assets	(3,926,630)	929,503	2,814,73
Less: Total adjustments to net current assets	2(b) 4,255,716	4,255,716	1,779,01
<b>Closing funding surplus / (deficit)</b>	<b>329,086</b>	<b>5,185,219</b>	<b>4,593,75</b>

**(b) Current assets and liabilities excluded from budgeted deficiency**

<b>Adjustments to net current assets</b>			
Less: Reserve accounts	(975,801)	(975,801)	(975,801)
Add: Current liabilities not expected to be cleared at the end of the year			
- Current portion of borrowings	4,829,076	4,829,076	2,352,37
- Current portion of employee benefit provisions held in reserve	402,441	402,441	402,44
<b>Total adjustments to net current assets</b>	<b>2(a) 4,255,716</b>	<b>4,255,716</b>	<b>1,779,01</b>

**(c) Non-cash amounts excluded from operating activities**

	Adopted Budget Estimates 30 June 2025	YTD Budget Estimates 31 October 2024	YTD Actual 31 October 2024
	<b>\$</b>	<b>\$</b>	<b>\$</b>
<b>Adjustments to operating activities</b>			
Less: Profit on asset disposals	(209,546)	(69,848)	
Add: Depreciation	7,996,421	2,665,360	
<b>Total non-cash amounts excluded from operating activities</b>	<b>7,786,875</b>	<b>2,595,512</b>	

**CURRENT AND NON-CURRENT CLASSIFICATION**

In the determination of whether an asset or liability is current or non-current, consideration is given to the time when each asset or liability is expected to be settled. Unless otherwise stated assets or liabilities are classified as current if expected to be settled within the next 12 months, being the local governments' operational cycle.

AASB 101.10(e) **SHIRE OF DERBY-WEST KIMBERLEY**  
AASB 101.51 **NOTES TO THE STATEMENT OF FINANCIAL ACTIVITY**  
AASB 101.112 **FOR THE PERIOD ENDED 31 OCTOBER 2024**

FM Reg 34 (2)(b) **3 EXPLANATION OF MATERIAL VARIANCES**

The material variance thresholds are adopted annually by Council as an indicator of whether the actual expenditure or revenue varies from the year to date actual materially.  
The material variance adopted by Council for the 2024-25 year is \$30,000 or 10.00% whichever is the greater.

Description	Var. \$ \$	Var. % %	
<b>Revenue from operating activities</b>			
<b>Rates excluding general rates</b>	(152,214)	(33.03%)	▼
Concession applied to UV properties not included in adopted budget.		Permanent	
Interim rates and timing of discount applied does not align to YTD budget.		Timing	
<b>Grants, subsidies and contributions</b>	(13,047,752)	(95.21%)	▼
Financial Assistance Grants 2024/25 budget allocations profiled to be received in July 2024, 85% received in June 2024.		Permanent	
Timing of grant revenue not aligned to YTD budget profiling.		Timing	
<b>Fees and charges</b>	(582,654)	(13.29%)	▼
Waste charges raised in 2024/25 Rates billing lower than adopted budget.		Permanent	
Timing of other fees and charges not aligned to YTD budget, profiled monthly.		Timing	
<b>Interest revenue</b>	19,484	35.97%	▲
Penalty interest and instalment interest are higher than YTD budget offset by reduced interest earned - Municipal fund.		Timing	
<b>Other revenue</b>	420,092	63.20%	▲
Timing of reimbursements not aligned to YTD budget offset by increased YTD actual AGRN 1044 recovery revenue and accrued income journal.		Timing	
<b>Profit on asset disposals</b>	(69,848)	(100.00%)	▼
Disposal of assets not processed until 23/24 Financial Report has been finalised.		Timing	
<b>Expenditure from operating activities</b>			
<b>Employee costs</b>	44,520	0.88%	▲
Decreased superannuation costs.		Permanent	
Timing of workers compensation insurance allocations.		Timing	
<b>Materials and contracts</b>	3,713,452	45.33%	▲
AGRN Recovery expenditure lower than YTD budget.		Timing	
Offset by timing of roads and park maintenance expenditure, YTD actuals are higher than YTD budget, profiled monthly.			
<b>Utility charges</b>	98,872	34.59%	▲
YTD actuals for street lighting, airport and depot buildings are lower than YTD budget.		Timing	
<b>Depreciation</b>	2,665,360	100.00%	▲
Depreciation not processed until 23/24 Financial Report has been finalised.		Timing	
<b>Finance costs</b>	19,796	34.54%	▲
Timing of interest accruals and repayments do not align to YTD budget, profiled monthly.		Timing	
<b>Insurance</b>	415,022	46.77%	▲
Insurance payment awaiting allocation to operating expenditure.		Timing	
<b>Other expenditure</b>	(98,527)	(65.70%)	▼
Increased private work allocations. Admin training and development higher than annual budget.		Permanent	
<b>Non cash amounts excluded from operating activities</b>	(2,595,512)	(100.00%)	▼
Depreciation and disposal of assets not processed until 23/24 Financial Report has been finalised.		Timing	
<b>Inflows from investing activities</b>			
<b>Proceeds from capital grants, subsidies and contributions</b>	(7,138,414)	(89.13%)	▼
Timing of grant revenue and acquittals not aligned to YTD budget for roads and recreation capital grants, budget profiled monthly.		Timing	
<b>Outflows from investing activities</b>			
<b>Payments for property, plant and equipment</b>	1,588,994	71.65%	▲
Staff housing project below YTD Budget.			
<b>Payments for construction of infrastructure</b>	7,438,833	75.87%	▲
Timing of parks & ovals and roads project not aligned to YTD budget, profiled monthly.			
<b>Surplus or deficit at the start of the financial year</b>	4,856,133	1475.64%	▲
Refer to Note 2(a) for detail of variances.			
<b>Surplus or deficit after imposition of general rates</b>	(2,425,326)	(34.55%)	▼
Due to variances described above.			

**SHIRE OF DERBY-WEST KIMBERLEY****SUPPLEMENTARY INFORMATION****TABLE OF CONTENTS**

1	Key Information	2
2	Key Information - Graphical	3
3	Cash and Financial Assets	4
4	Reserve Accounts	5
5	Capital Acquisitions	6
6	Disposal of Assets	8
7	Receivables	9
8	Other Current Assets	10
9	Payables	11
10	Borrowings	12
11	Other Current Liabilities	13
12	Grants and contributions	14
13	Capital grants and contributions	15
14	Trust Fund	16

**BASIS OF PREPARATION - SUPPLEMENTARY INFORMATION**

Supplementary information is presented for information purposes. The information does not comply with the disclosure requirements of the Australian Accounting Standards.

**SHIRE OF DERBY-WEST KIMBERLEY  
SUPPLEMENTARY INFORMATION  
FOR THE PERIOD ENDED 31 OCTOBER 2024**

**1 KEY INFORMATION**

**Funding Surplus or Deficit Components**

<b>Funding surplus / (deficit)</b>				
	<b>Adopted Budget</b>	<b>YTD Budget (a)</b>	<b>YTD Actual (b)</b>	<b>Var. \$ (b)-(a)</b>
<b>Opening</b>	<b>\$0.33 M</b>	<b>\$0.33 M</b>	<b>\$5.19 M</b>	<b>\$4.86 M</b>
<b>Closing</b>	<b>\$0.00 M</b>	<b>\$7.02 M</b>	<b>\$4.59 M</b>	<b>(\$2.43 M)</b>
Refer to Statement of Financial Activity				

<b>Cash and cash equivalents</b>			<b>Payables</b>		<b>Receivables</b>	
	<b>\$4.87 M</b>	<b>% of total</b>		<b>\$3.41 M</b>	<b>% Outstanding</b>	
<b>Unrestricted Cash</b>	<b>\$3.89 M</b>	<b>80.0%</b>	<b>Trade Payables</b>	<b>\$2.43 M</b>		<b>\$0.86 M</b>
<b>Restricted Cash</b>	<b>\$0.98 M</b>	<b>20.0%</b>	<b>0 to 30 Days</b>			<b>\$5.24 M</b>
			<b>Over 30 Days</b>			<b>49.8%</b>
			<b>Over 90 Days</b>			<b>\$0.86 M</b>
						<b>% Outstanding</b>
						<b>Over 30 Days</b>
						<b>Over 90 Days</b>
						<b>32.3%</b>
						<b>19.3%</b>
Refer to 3 - Cash and Financial Assets			Refer to 9 - Payables		Refer to 7 - Receivables	

**Key Operating Activities**

<b>Amount attributable to operating activities</b>			
<b>Adopted Budget</b>	<b>YTD Budget (a)</b>	<b>YTD Actual (b)</b>	<b>Var. \$ (b)-(a)</b>
<b>\$1.23 M</b>	<b>\$13.89 M</b>	<b>\$4.72 M</b>	<b>(\$9.17 M)</b>
Refer to Statement of Financial Activity			

<b>Rates Revenue</b>			<b>Grants and Contributions</b>			<b>Fees and Charges</b>		
<b>YTD Actual</b>	<b>\$9.23 M</b>	<b>% Variance</b>	<b>YTD Actual</b>	<b>\$0.66 M</b>	<b>% Variance</b>	<b>YTD Actual</b>	<b>\$3.80 M</b>	<b>% Variance</b>
<b>YTD Budget</b>	<b>\$9.25 M</b>	<b>(0.2%)</b>	<b>YTD Budget</b>	<b>\$13.70 M</b>	<b>(95.2%)</b>	<b>YTD Budget</b>	<b>\$4.38 M</b>	<b>(13.3%)</b>
Refer to 12 - Grants and Contributions			Refer to Statement of Financial Activity			Refer to Statement of Financial Activity		

**Key Investing Activities**

<b>Amount attributable to investing activities</b>			
<b>Adopted Budget</b>	<b>YTD Budget (a)</b>	<b>YTD Actual (b)</b>	<b>Var. \$ (b)-(a)</b>
<b>(\$6.73 M)</b>	<b>(\$4.01 M)</b>	<b>(\$2.12 M)</b>	<b>\$1.89 M</b>
Refer to Statement of Financial Activity			

<b>Proceeds on sale</b>			<b>Asset Acquisition</b>			<b>Capital Grants</b>		
<b>YTD Actual</b>	<b>\$0.00 M</b>	<b>%</b>	<b>YTD Actual</b>	<b>\$2.37 M</b>	<b>% Spent</b>	<b>YTD Actual</b>	<b>\$0.87 M</b>	<b>% Received</b>
<b>Adopted Budget</b>	<b>\$0.22 M</b>	<b>(100.0%)</b>	<b>Adopted Budget</b>	<b>\$29.42 M</b>	<b>(92.0%)</b>	<b>Adopted Budget</b>	<b>\$26.30 M</b>	<b>(96.7%)</b>
Refer to 6 - Disposal of Assets			Refer to 5 - Capital Acquisitions			Refer to 5 - Capital Acquisitions		

**Key Financing Activities**

<b>Amount attributable to financing activities</b>			
<b>Adopted Budget</b>	<b>YTD Budget (a)</b>	<b>YTD Actual (b)</b>	<b>Var. \$ (b)-(a)</b>
<b>\$5.17 M</b>	<b>(\$3.19 M)</b>	<b>(\$3.19 M)</b>	<b>\$0.00 M</b>
Refer to Statement of Financial Activity			

<b>Borrowings</b>		<b>Reserves</b>	
<b>Principal repayments</b>	<b>(\$3.19 M)</b>	<b>Reserves balance</b>	<b>\$0.98 M</b>
<b>Interest expense</b>	<b>(\$0.04 M)</b>	<b>Net Movement</b>	<b>\$0.00 M</b>
<b>Principal due</b>	<b>\$4.26 M</b>		
Refer to 10 - Borrowings		Refer to 4 - Cash Reserves	

This information is to be read in conjunction with the accompanying Financial Statements and notes.

**SHIRE OF DERBY-WEST KIMBERLEY  
SUPPLEMENTARY INFORMATION  
FOR THE PERIOD ENDED 31 OCTOBER 2024**

**2 KEY INFORMATION - GRAPHICAL**



This information is to be read in conjunction with the accompanying Financial Statements and Notes.

**SHIRE OF DERBY-WEST KIMBERLEY  
SUPPLEMENTARY INFORMATION  
FOR THE PERIOD ENDED 31 OCTOBER 2024**

**3 CASH AND FINANCIAL ASSETS AT AMORTISED COST**

Description	Classification	Unrestricted	Reserve Accounts	Total	Trust	Institution	Interest Rate	Maturity Date
		\$	\$	\$	\$			
Cash On Hand	Cash and cash equivalents	1,160	0	1,160	0	Cash on Hand	Nil	Nil
Municipal Bank Account	Cash and cash equivalents	3,650,454	0	3,650,454	0	ANZ	Variable	Nil
CBA Bank Acc - Fitzroy Deposits	Cash and cash equivalents	155,655	0	155,655	0	CBA	Nil	Nil
Municipal Investment Account	Cash and cash equivalents	85,410	0	85,410	0	ANZ	Variable	Nil
Reserve Bank Account	Financial assets at amortised cost	0	975,801	975,801	0	ANZ	5.02%	Jul-25
Trust Cash at Bank	Cash and cash equivalents	0	0	0	295,981	ANZ	Nil	Nil
<b>Total</b>		<b>3,892,679</b>	<b>975,801</b>	<b>4,868,480</b>	<b>295,981</b>			
<b>Comprising</b>								
Cash and cash equivalents		3,892,679	0	3,892,679	295,981			
Financial assets at amortised cost - Term Deposits		0	975,801	975,801	0			
		<b>3,892,679</b>	<b>975,801</b>	<b>4,868,480</b>	<b>295,981</b>			

**KEY INFORMATION**

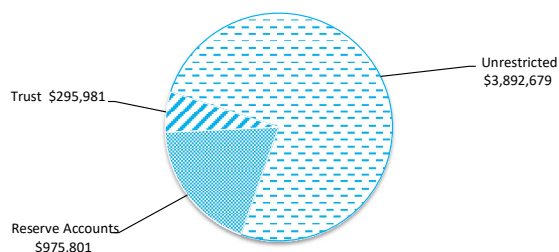
Cash and cash equivalents include cash on hand, cash at bank, deposits available on demand with banks and other short term highly liquid investments with original maturities of three months or less that are readily convertible to known amounts of cash and which are subject to an insignificant risk of changes in value.

Bank overdrafts are reported as short term borrowings in current liabilities in the statement of net current assets.

The local government classifies financial assets at amortised cost if both of the following criteria are met:

- the asset is held within a business model whose objective is to collect the contractual cashflows, and
- the contractual terms give rise to cash flows that are solely payments of principal and interest.

Financial assets at amortised cost held with registered financial institutions are listed in this note other financial assets at amortised cost are provided in Note 8 - Other assets.



**SHIRE OF DERBY-WEST KIMBERLEY  
SUPPLEMENTARY INFORMATION  
FOR THE PERIOD ENDED 31 OCTOBER 2024**

**4 RESERVE ACCOUNTS**

Reserve account name	Budget				Actual			
	Opening	Transfers	Transfers	Closing	Opening	Transfers	Transfers	Closing
	Balance	In (+)	Out (-)	Balance	Balance	In (+)	Out (-)	Balance
	\$	\$	\$	\$	\$	\$	\$	\$
<b>Reserve accounts restricted by Council</b>								
Leave reserve	402,441	0	0	402,441	402,441	0	0	402,441
Office building reserve	314,511	0	0	314,511	314,511	0	0	314,511
Airport reserve	28,456	0	0	28,456	28,456	0	0	28,456
Derby wharf maintenance reserve	3,721	0	0	3,721	3,721	0	0	3,721
Economic development reserve	19,936	0	0	19,936	19,936	0	0	19,936
Fitzroy Crossing recreation hall reserve	46,771	0	0	46,771	46,771	0	0	46,771
Staff housing Reserve	159,965	0	0	159,965	159,965	0	0	159,965
	<b>975,801</b>	<b>0</b>	<b>0</b>	<b>975,801</b>	<b>975,801</b>	<b>0</b>	<b>0</b>	<b>975,801</b>

**SHIRE OF DERBY-WEST KIMBERLEY  
SUPPLEMENTARY INFORMATION  
FOR THE PERIOD ENDED 31 OCTOBER 2024**

**INVESTING ACTIVITIES**

**5 CAPITAL ACQUISITIONS**

Capital acquisitions	Adopted		YTD Actual	YTD Variance
	Budget	YTD Budget		
	\$	\$	\$	\$
Buildings	5,748,000	1,915,968	200,998	(1,714,970)
Furniture & Equipment	90,000	29,992	129,748	99,756
Plant & Equipment	1,258,370	271,760	297,980	26,220
<b>Acquisition of property, plant and equipment</b>	<b>7,096,370</b>	<b>2,217,720</b>	<b>628,726</b>	<b>(1,588,994)</b>
Infrastructure Roads	22,018,725	7,339,552	1,862,792	(5,476,760)
Infrastructure Footpaths	321,000	106,996	85,939	(21,057)
Infrastructure Parks & Ovals	6,384,660	2,128,204	105,780	(2,022,424)
Infrastructure - Wharf	180,000	59,992	66,904	6,912
Infrastructure Other	511,500	170,484	244,980	74,496
<b>Acquisition of infrastructure</b>	<b>29,415,885</b>	<b>9,805,228</b>	<b>2,366,395</b>	<b>(7,438,833)</b>
<b>Total capital acquisitions</b>	<b>36,512,255</b>	<b>12,022,948</b>	<b>2,995,121</b>	<b>(9,027,827)</b>
<b>Capital Acquisitions Funded By:</b>				
Capital grants and contributions	26,296,405	8,009,232	870,818	(7,138,414)
Borrowings	10,000,000	0	0	0
Other (disposals & C/Fwd)	215,850	0	0	0
Contribution - operations	0	4,013,716	2,124,303	(1,889,413)
<b>Capital funding total</b>	<b>36,512,255</b>	<b>12,022,948</b>	<b>2,995,121</b>	<b>(9,027,827)</b>

**KEY INFORMATION**

**Initial recognition**

An item of property, plant and equipment or infrastructure that qualifies for recognition as an asset is measured at its cost.

Upon initial recognition, cost is determined as the amount paid (or other consideration given) to acquire the assets, plus costs incidental to the acquisition. The cost of non-current assets constructed by the Shire includes the cost of all materials used in construction, direct labour on the project and an appropriate proportion of variable and fixed overheads. For assets acquired at zero cost or otherwise significantly less than fair value, cost is determined as fair value at the date of acquisition.

Assets for which the fair value as at the date of acquisition is under \$5,000 are not recognised as an asset in accordance with *Local Government (Financial Management) Regulation 17A(5)*. These assets are expensed immediately.

Where multiple individual low value assets are purchased together as part of a larger asset or collectively forming a larger asset exceeding the threshold, the individual assets are recognised as one asset and capitalised.

Individual assets that are land, buildings and infrastructure acquired between scheduled revaluation dates of the asset class in accordance with the Shire's revaluation policy, are recognised at cost and disclosed as being at reportable value.

**Measurement after recognition**

Plant and equipment including furniture and equipment and right-of-use assets (other than vested improvements) are measured using the cost model as required under *Local Government (Financial Management) Regulation 17A(2)*. Assets held under the cost model are carried at cost less accumulated depreciation and any impairment losses being their reportable value.

**Reportable Value**

In accordance with *Local Government (Financial Management) Regulation 17A(2)*, the carrying amount of non-financial assets that are land and buildings classified as property, plant and equipment, investment properties, infrastructure or vested improvements that the local government controls.

Reportable value is for the purpose of *Local Government (Financial Management) Regulation 17A(4)* is the fair value of the asset at its last valuation date minus (to the extent applicable) the accumulated depreciation and any accumulated impairment losses in respect of the non-financial asset subsequent to its last valuation date.

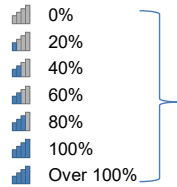
SHIRE OF DERBY-WEST KIMBERLEY  
SUPPLEMENTARY INFORMATION  
FOR THE PERIOD ENDED 31 OCTOBER 2024

INVESTING ACTIVITIES

5 CAPITAL ACQUISITIONS (CONTINUED) - DETAILED

Capital expenditure total

Level of completion indicators



Percentage Year to Date Actual to Annual Budget expenditure where the expenditure over budget highlighted in red.

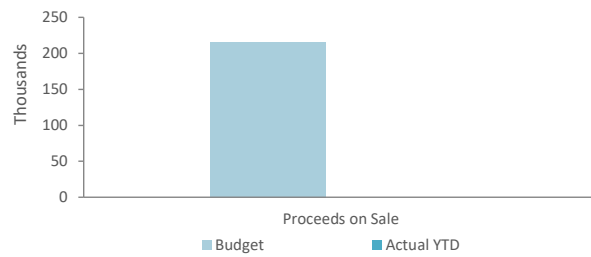
		Current	Adopted Year to Date Budget	Year to Date Actual	Variance (Under)/Over
Account Description		Budget	Budget		
<b>Capital Expenditure</b>					
<b>Buildings</b>					
	4050210 ANIMAL - Building (Capital)	10,000	3,332	3,046	(286)
	4080710 WELFARE - Building (Capital)	200,000	66,664	86,960	20,296
	4090110 STF HOUSE - Building (Capital)	5,118,000	1,705,980	76,381	(1,629,599)
	4090210 OTH HOUSE - Building (Capital)	5,000	1,664	0	(1,664)
	4110110 HALLS - Building (Capital)	200,000	66,664	15,425	(51,239)
	4110610 HERITAGE - Building (Capital)	210,000	70,000	0	(70,000)
	4120110 ROADC - Building (Capital)	0	0	943	943
	4120610 AERO - Building (Capital)	5,000	1,664	18,243	16,579
	<b>Buildings Total</b>	<b>5,748,000</b>	<b>1,915,968</b>	<b>200,998</b>	<b>(1,714,970)</b>
<b>Furniture &amp; Equipment</b>					
	4040110 MEMBERS - Building (Capital)	65,000	21,664	1,234	(20,430)
	4040240 OTH GOV - Furniture & Equipment (Capital)	20,000	6,664	57,276	50,616
	4040290 OTH GOV - Infrastructure Other (Capital)	5,000	1,664	71,238	69,574
	<b>Furniture &amp; Equipment Total</b>	<b>90,000</b>	<b>29,992</b>	<b>129,748</b>	<b>99,751</b>
<b>Plant &amp; Equipment</b>					
	4070730 OTH HEALTH - Plant & Equipment (Capital)	489,681	15,560	0	(15,560)
	4080730 WELFARE - Plant & Equipment (Capital)	50,646	16,880	6,219	(10,661)
	4120130 ROADC - Plant & Equipment (Capital)	104,680	34,888	0	(34,888)
	4140230 ADMIN - Plant and Equipment (Capital)	39,418	13,136	54,947	41,811
	4140330 PWO - Plant and Equipment (Capital)	573,945	191,296	226,814	35,511
	4040130 MEMBERS - Plant & Equipment (Capital)	0	0	10,000	10,000
	<b>Plant &amp; Equipment Total</b>	<b>1,258,370</b>	<b>271,760</b>	<b>297,980</b>	<b>26,221</b>
<b>Infrastructure Roads</b>					
	4120140 ROADC - Roads Built Up Area - Council Funded	232,000	77,328	339,133	261,801
	4120142 ROADC - Roads Outside BUA - Gravel - Council Funded	678,201	226,064	0	(226,064)
	4120146 ROADC - Roads Outside BUA - Gravel - Roads to Recovery	1,910,120	636,704	0	(636,704)
	4120158 ROADC - Roads Outside BUA - Gravel - Flood Damage	10,900,000	3,633,332	742,110	(2,891,222)
	4120168 ROADC - Infrastructure Roads Other	7,550,000	2,516,660	781,549	(1,735,111)
	4120179 ROADC - DBCA Funds Works (Capital)	198,404	66,132	0	(66,132)
	4120692 AERO - Airport Road Repairs & Improvement - Capital	550,000	183,332	0	(183,332)
	<b>Infrastructure Roads Total</b>	<b>22,018,725</b>	<b>7,339,552</b>	<b>1,862,792</b>	<b>(5,476,759)</b>
<b>Infrastructure Footpaths</b>					
	4120170 ROADC - Footpaths and Cycleways (Capital)	120,000	40,000	0	(40,000)
	4120174 ROADC - Horizon Power Project	201,000	66,996	85,939	18,943
	<b>Infrastructure Footpaths Total</b>	<b>321,000</b>	<b>106,996</b>	<b>85,939</b>	<b>(21,057)</b>
<b>Infrastructure Parks &amp; Ovals</b>					
	4110370 REC - Infrastructure Parks & Gardens (Capital)	6,384,660	2,128,204	105,780	(2,022,424)
	<b>Infrastructure Parks &amp; Ovals Total</b>	<b>6,384,660</b>	<b>2,128,204</b>	<b>105,780</b>	<b>(2,022,424)</b>
<b>Infrastructure - Wharf</b>					
	4120710 WATER - Building (Capital)	80,000	26,664	66,904	40,240
	4120790 WATER - Infrastructure Other (Capital)	50,000	16,664	0	(16,664)
	4120791 WATER -- Infrastructure Wharf (Capital)	50,000	16,664	0	(16,664)
	<b>Infrastructure - Wharf Total</b>	<b>180,000</b>	<b>59,992</b>	<b>66,904</b>	<b>6,912</b>
<b>Infrastructure Other</b>					
	4110390 REC - Infrastructure Other (Capital)	56,500	18,828	55,592	36,761
	4110790 OTH CUL - Infrastructure Other (Capital)	250,000	83,328	0	(83,328)
	4120190 ROADC - Infrastructure Other (Capital)	0	0	66,128	66,128
	4140390 PWO - Infrastructure Other (Capital)	205,000	68,328	74,156	5,821
	4090190 STF HOUSE - Infrastructure Other (Capital)	0	0	49,104	49,104
	<b>Infrastructure Other Total</b>	<b>511,500</b>	<b>170,484</b>	<b>244,980</b>	<b>74,491</b>
	<b>Grand Total</b>	<b>36,512,255</b>	<b>12,022,948</b>	<b>2,995,121</b>	<b>(9,027,827)</b>

**SHIRE OF DERBY-WEST KIMBERLEY  
SUPPLEMENTARY INFORMATION  
FOR THE PERIOD ENDED 31 OCTOBER 2024**

**OPERATING ACTIVITIES**

**6 DISPOSAL OF ASSETS**

Asset Ref.	Asset description	Budget				YTD Actual			
		Net Book	Proceeds	Profit	(Loss)	Net Book	Proceeds	Profit	(Loss)
		Value				Value			
		\$	\$	\$	\$	\$	\$	\$	\$
	<b>Plant and equipment</b>								
	Plant and equipment	6,304	215,850	209,546	0	0	0	0	0
		<b>6,304</b>	<b>215,850</b>	<b>209,546</b>	<b>0</b>	<b>0</b>	<b>0</b>	<b>0</b>	<b>0</b>

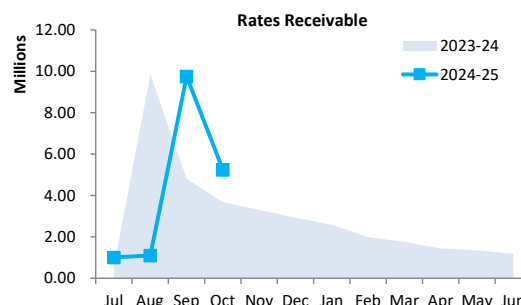


**SHIRE OF DERBY-WEST KIMBERLEY  
SUPPLEMENTARY INFORMATION  
FOR THE PERIOD ENDED 31 OCTOBER 2024**

**OPERATING ACTIVITIES**

**7 RECEIVABLES**

Rates receivable	30 Jun 2024	31 Oct 2024
	\$	\$
Opening arrears previous year	1,131,847	1,287,626
Levied this year	9,116,320	9,228,543
Less - collections to date	(8,917,557)	(5,233,549)
Gross rates collectable	<b>1,330,610</b>	<b>5,282,620</b>
Allowance for impairment of rates receivable	(42,984)	(42,984)
<b>Net rates collectable</b>	<b>1,287,626</b>	<b>5,239,636</b>
% Collected	87.0%	49.8%



Receivables - general	Credit	Current	30 Days	60 Days	90+ Days	Total
	\$	\$	\$	\$	\$	\$
Receivables - general	(3,075)	488,956	45,320	48,039	138,973	718,213
Percentage	(0.4%)	68.1%	6.3%	6.7%	19.3%	
<b>Balance per trial balance</b>						
Trade receivables						718,213
Other receivables						33,197
GST receivable						324,571
Allowance for credit losses of trade receivables						(218,658)
<b>Total receivables general outstanding</b>						<b>857,333</b>

Amounts shown above include GST (where applicable)

**KEY INFORMATION**

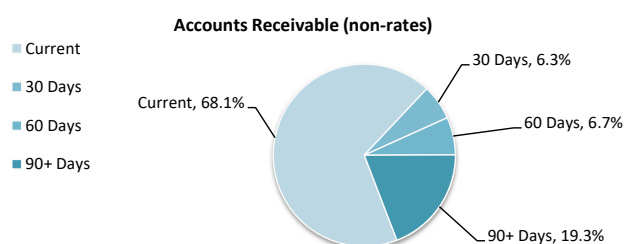
Trade and other receivables include amounts due from ratepayers for unpaid rates and service charges and other amounts due from third parties for goods sold and services performed in the ordinary course of business.

Trade receivables are recognised at original invoice amount less any allowances for uncollectable amounts (i.e. impairment). The carrying amount of net trade receivables is equivalent to fair value as it is due for settlement within 30 days.

**Classification and subsequent measurement**

Receivables which are generally due for settlement within 30 days except rates receivables which are expected to be collected within 12 months are classified as current assets. All other receivables such as, deferred pensioner rates receivable after the end of the reporting period are classified as non-current assets.

Trade and other receivables are held with the objective to collect the contractual cashflows and therefore the Shire measures them subsequently at amortised cost using the effective interest rate method.



**SHIRE OF DERBY-WEST KIMBERLEY  
SUPPLEMENTARY INFORMATION  
FOR THE PERIOD ENDED 31 OCTOBER 2024**

**OPERATING ACTIVITIES**

**8 OTHER CURRENT ASSETS**

	Opening Balance 1 July 2024	Asset Increase	Asset Reduction	Closing Balance 31 October 2024
<b>Other current assets</b>	<b>\$</b>	<b>\$</b>	<b>\$</b>	<b>\$</b>
Financial assets at amortised cost	975,801	0	0	975,801
<b>Inventory</b>				
Fuel	9,251	64,651	(49,332)	24,570
Stock on hand	16,971	0	0	16,971
<b>Other assets</b>				
Prepayments	0	969,586	0	969,586
Accrued income	441,145	0	(441,145)	0
<b>Total other current assets</b>	<b>1,443,168</b>	<b>1,034,237</b>	<b>(490,477)</b>	<b>1,986,928</b>
<b>Amounts shown above include GST (where applicable)</b>				

**KEY INFORMATION**

**Inventory**

Inventories are measured at the lower of cost and net realisable value.

Net realisable value is the estimated selling price in the ordinary course of business less the estimated costs of completion and the estimated costs necessary to make the sale.

**SHIRE OF DERBY-WEST KIMBERLEY  
SUPPLEMENTARY INFORMATION  
FOR THE PERIOD ENDED 31 OCTOBER 2024**

**OPERATING ACTIVITIES**

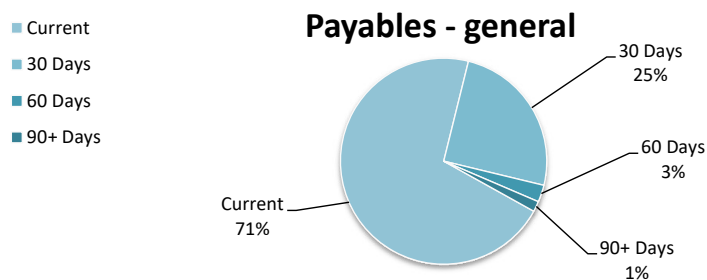
**9 PAYABLES**

<b>Payables - general</b>	<b>Credit</b>	<b>Current</b>	<b>30 Days</b>	<b>60 Days</b>	<b>90+ Days</b>	<b>Total</b>
	\$	\$	\$	\$	\$	\$
Payables - general	0	1,724,031	605,484	64,563	39,900	2,433,978
Percentage	0.0%	70.8%	24.9%	2.7%	1.6%	
<b>Balance per trial balance</b>						
Sundry creditors						2,433,978
ATO liabilities						63,500
Other payables						782,240
Payroll creditors						3,650
Prepaid rates						124,500
<b>Total payables general outstanding</b>						<b>3,407,868</b>

Amounts shown above include GST (where applicable)

**KEY INFORMATION**

Trade and other payables represent liabilities for goods and services provided to the Shire prior to the end of the period that are unpaid and arise when the Shire becomes obliged to make future payments in respect of the purchase of these goods and services. The amounts are unsecured, are recognised as a current liability and are normally paid within 30 days of recognition. The carrying amounts of trade and other payables are considered to be the same as their fair values, due to their short-term nature.



**SHIRE OF DERBY-WEST KIMBERLEY  
SUPPLEMENTARY INFORMATION  
FOR THE PERIOD ENDED 31 OCTOBER 2024**

**FINANCING ACTIVITIES**

**10 BORROWINGS**

**Repayments - borrowings**

Information on borrowings		New Loans			Principal Repayments		Principal Outstanding		Interest Repayments	
Particulars	Loan No.	1 July 2024	Actual	Budget	Actual	Budget	Actual	Budget	Actual	Budget
		\$	\$	\$	\$	\$	\$	\$	\$	\$
Staff housing	146	410,498	0	0	(28,654)	(58,216)	381,844	352,282	(6,284)	(25,07
Staff housing	148	213,663	0	0	(10,461)	(32,093)	203,202	181,570	49	(13,68
Staff housing	TBA	0	0	5,000,000	0	0	0	5,000,000		
Wharf fenders, boat ramp	145	122,200	0	0	(15,739)	(48,858)	106,461	73,342	20	(10,95
Derby wharf infrastructure	151	192,935	0	0	(20,175)	(61,443)	172,760	131,492	29	(7,82
Derby airport infrastructure & wharf	152	1,241,080	0	0	(98,596)	(298,350)	1,142,484	942,730	55	(29,64
Derby visitors centre	149	267,079	0	0	(13,076)	(40,116)	254,003	226,963	61	(17,10
WATC short term loan	2	2,000,000	0	0	(2,000,000)	(2,000,000)	0	0	0	
WATC short term loan	3	1,000,000	0	0	(1,000,000)	(1,000,000)	0	0	0	
WATC short term loan	4	2,000,000	0	0	0	(1,290,000)	2,000,000	710,000	(31,451)	(40,00
WATC short term loan	TBA	0	0	5,000,000	0	0	0	5,000,000	0	(85,00
Total		7,447,455	0	10,000,000	(3,186,701)	(4,829,076)	4,260,754	12,618,379	(37,521)	(229,27
Current borrowings		4,829,076					2,352,376			
Non-current borrowings		2,618,379					1,908,378			
		7,447,455					4,260,754			

All debenture repayments were financed by general purpose revenue.

**New borrowings 2024-25**

Particulars	Amount Borrowed Actual	Amount Borrowed Budget	Institution	Loan Type	Term Years	Total Interest & Charges	Interest Rate	Amount (Used)		Balance Unspent
	\$	\$						Actual	Budget	
Staff Housing Project	0	5,000,000	WATC	Short Term	3	0	TBC	0	5,000,000	
WATC Extension of short term loan for AGRN 1044 Flood expenditure	0	5,000,000	WATC	Short Term	3	0	TBC	0	5,000,000	
	<b>0</b>	<b>10,000,000</b>				<b>0</b>		<b>0</b>	<b>10,000,000</b>	

**KEY INFORMATION**

The Shire has elected to recognise borrowing costs as an expense when incurred regardless of how the borrowings are applied.

Fair values of borrowings are not materially different to their carrying amounts, since the interest payable on those borrowings is either close to current market rates or the borrowings are of a short term nature.

**SHIRE OF DERBY-WEST KIMBERLEY  
SUPPLEMENTARY INFORMATION  
FOR THE PERIOD ENDED 31 OCTOBER 2024**

**OPERATING ACTIVITIES**

**11 OTHER CURRENT LIABILITIES**

	Note	Opening Balance 1 July 2024	Liability transferred from/(to) non current	Liability Increase	Liability Reduction	Closing Balance 31 October 2024
		\$	\$	\$	\$	\$
<b>Other current liabilities</b>						
<b>Other liabilities</b>						
Contract liabilities		947,064	0	1,470,768	(28,333)	2,389,499
<b>Total other liabilities</b>		947,064	0	1,470,768	(28,333)	2,389,499
<b>Employee Related Provisions</b>						
Provision for annual leave		620,098	0	0	0	620,098
Provision for long service leave		335,840	0	0	0	335,840
<b>Total Provisions</b>		955,938	0	0	0	955,938
<b>Other Provisions</b>						
Derby Wharf Incentive		56,144	0	0	0	56,144
<b>Total Other Provisions</b>		56,144	0	0	0	56,144
<b>Total other current liabilities</b>		<b>1,959,146</b>	<b>0</b>	<b>1,470,768</b>	<b>(28,333)</b>	<b>3,401,581</b>

Amounts shown above include GST (where applicable)

A breakdown of contract liabilities and associated movements is provided on the following pages at Note 12

**KEY INFORMATION**

**Provisions**

Provisions are recognised when the Shire has a present legal or constructive obligation, as a result of past events, for which it is probable that an outflow of economic benefits will result and that outflow can be reliably measured.

Provisions are measured using the best estimate of the amounts required to settle the obligation at the end of the reporting period.

**Employee Related Provisions**

**Short-term employee benefits**

Provision is made for the Shire's obligations for short-term employee benefits. Short-term employee benefits are benefits (other than termination benefits) that are expected to be settled wholly before 12 months after the end of the annual reporting period in which the employees render the related service, including wages, salaries and sick leave. Short-term employee benefits are measured at the (undiscounted) amounts expected to be paid when the obligation is settled.

The Shire's obligations for short-term employee benefits such as wages, salaries and sick leave are recognised as a part of current trade and other payables in the calculation of net current assets.

**Other long-term employee benefits**

The Shire's obligations for employees' annual leave and long service leave entitlements are recognised as employee related provisions in the statement of financial position.

Long-term employee benefits are measured at the present value of the expected future payments to be made to employees. Expected future payments incorporate anticipated future wage and salary levels, durations of service and employee departures and are discounted at rates determined by reference to market yields at the end of the reporting period on government bonds that have maturity dates that approximate the terms of the obligations. Any remeasurements for changes in assumptions of obligations for other long-term employee benefits are recognised in profit or loss in the periods in which the changes occur. The Shire's obligations for long-term employee benefits are presented as non-current provisions in its statement of financial position, except where the Shire does not have an unconditional right to defer settlement for at least 12 months after the end of the reporting period, in which case the obligations are presented as current provisions.

**Contract liabilities**

An entity's obligation to transfer goods or services to a customer for which the entity has received consideration (or the amount is due) from the customer.

**Capital grant/contribution liabilities**

Grants to acquire or construct recognisable non-financial assets to identified specifications be constructed to be controlled by the Shire are recognised as a liability until such time as the Shire satisfies its obligations under the agreement.

**SHIRE OF DERBY-WEST KIMBERLEY  
SUPPLEMENTARY INFORMATION  
FOR THE PERIOD ENDED 31 OCTOBER 2024**

**OPERATING ACTIVITIES**

**12 GRANTS, SUBSIDIES AND CONTRIBUTIONS**

Provider	Grants, subsidies and contributions revenue		
	Adopted Budget Revenue	YTD Budget	YTD Revenue Actual
	\$	\$	\$
<b>Grants and subsidies</b>			
GEN PUR - Financial Assistance Grant - General	5,874,355	5,874,355	291,872
GEN PUR - Financial Assistance Grant - Roads	833,874	833,874	32,792
GEN PUR - Financial Assistance Grant - Aboriginal Access Roads	336,667	336,667	100,000
OTH GOV - Grant Funding	0	0	31,633
ANIMAL - Grants	0	0	2,800
PEST - Grants	16,500	16,500	0
OTH HEALTH - Grants	827,000	206,750	0
WELFARE - Grants	319,000	79,750	36,014
OTH CUL - Grants - Other Culture	67,000	12,500	0
OTH CUL - Sculptures on the Marsh - Grant	10,000	10,000	0
ROADM - Street Lighting Subsidy	20,000	20,000	0
AGRN 1044 - Recovery - DRAFWA	5,886,942	1,962,312	0
AGRN 1044 - Recovery - DRFWA Income 24/25	12,799,909	4,266,636	0
	<b>26,991,247</b>	<b>13,619,344</b>	<b>495,111</b>
<b>Contributions</b>			
RATES - Reimbursement of Debt Collection Costs	20,000	6,664	2,369
MEMBERS - Reimbursements	0	0	1,261
ANIMAL - Reimbursements	0	0	2,846
WELFARE - Fees & Charges	300,000	75,000	0
SWIM AREAS - Reimbursements	50	50	0
REC - Reimbursements - Other Recreation	(5,000)	(1,664)	91
LIBRARY - Other Grants	2,000	500	0
LIBRARY - Fees & Charges	100	32	0
HERITAGE - Contributions & Donations	200	64	0
OTH CUL - Contributions & Donations - Other Culture	12,000	3,000	0
WATER - Reimbursements	0	0	154,388
TOUR - Contributions & Donations	500	164	0
TOUR - Commission	1,000	332	0
BUILD - Commission - BSL & CTF	1,000	332	0
	<b>331,850</b>	<b>84,474</b>	<b>160,955</b>
<b>TOTALS</b>	<b>27,323,097</b>	<b>13,703,818</b>	<b>656,066</b>

**SHIRE OF DERBY-WEST KIMBERLEY  
SUPPLEMENTARY INFORMATION  
FOR THE PERIOD ENDED 31 OCTOBER 2024**

**INVESTING ACTIVITIES**

**13 CAPITAL GRANTS, SUBSIDIES AND CONTRIBUTIONS**

Provider	Capital grants, subsidies and contributions revenue		
	Adopted Budget Revenue	YTD Budget	YTD Revenue Actual
	\$	\$	\$
<b>Capital grants and subsidies</b>			
OLOPS - OTH GOV - Capital Grants - NDRR FS Fire Working Group	50,000	12,500	
REC - Capital Grants	7,244,660	2,414,884	
ROADC - Financial Assistance Grants -- Roads	603,445	150,861	
ROADC - Roads to Recovery - Grants	769,001	192,250	
ROADC - Other Grants -- Roads/Streets	9,070,951	2,267,737	
ROADC - Other Grants -- Footpaths	120,000	30,000	
ROADC - Other Grants -- Aboriginal Roads	624,000	156,000	
ROADC - Other Grants -- Flood Damage	10,900,000	2,725,000	870,81
WATER - Grant Capital	180,000	60,000	
	<b>29,562,057</b>	<b>8,009,232</b>	<b>870,81</b>

**SHIRE OF DERBY-WEST KIMBERLEY  
SUPPLEMENTARY INFORMATION  
FOR THE PERIOD ENDED 31 OCTOBER 2024**

**14 TRUST FUND**

Funds held at balance date which are required by legislation to be credited to the trust fund and which are not included in the financial statements are as follows:

Description	Opening Balance 1 July 2024	Amount Received	Amount Paid	Closing Balance 31 October 2024
	\$	\$	\$	\$
Public open spaces	295,981	0	0	295,98
	<b>295,981</b>	<b>0</b>	<b>0</b>	<b>295,98</b>

**Moore Australia**

Level 15, Exchange Tower,  
2 The Esplanade, Perth, WA 6000  
PO Box 5785, St Georges Terrace, WA  
6831

T +61 8 9225 5355  
F +61 8 9225 6181

[www.moore-australia.com.au](http://www.moore-australia.com.au)

12 November 2024

Ms Tamara Clarkson  
Acting Chief Executive Officer  
Shire of Derby/West Kimberley  
PO Box 94  
**DERBY WA 6728**

Dear Tamara

**MATTERS IDENTIFIED DURING COMPILATION OF STATUTORY MONTHLY FINANCIAL REPORT FOR THE PERIOD ENDED 31 OCTOBER 2024**

We advise we have completed the compilation of your statutory monthly financial report for the period ended 31 October 2024 and identified certain matters additional to those identified in the compilation report we wish to bring to your attention.

We are required under APES 315 *Compilation of Financial Information* to report certain matters in our compilation report and we draw your attention to the note regarding basis of preparation. Other matters which arise during our compilation we wish to bring to your attention are raised in the following pages of this letter along with suggestions to resolve these issues.

It should be appreciated, our procedures are designed primarily to enable us to compile the monthly financial report and therefore may not bring to light all weaknesses in systems and procedures, or all financial matters of interest to management and council, which may exist. However, we aim to use our knowledge of the shire's financial operations gained during our work to make comments and suggestions, which, we hope, will be useful to you.

Should you wish to discuss any matter relating to our service or any other matter, please do not hesitate to contact us.

Yours sincerely

A handwritten signature in black ink, appearing to read 'Russell Barnes', written over a light blue horizontal line.

Russell Barnes  
Director  
[Moore Australia \(WA\) Pty Ltd](#)



Shire of Derby/West Kimberley

Period ended 31 October 2024

Topic	Item	First Identified	Explanation	Action Required	Priority
Capital expenditure	Allocations	August 2024	Transactions have been allocated to capital expenditure accounts without budget allocations for 2024/25.	We recommend a review of expenditure to date, to determine expenditure is correctly recorded within the capital account and allocated to the correct asset class. If no misallocations have occurred and the current balance is correct, a budget amendment adopted by an absolute majority of Council may be required to authorise further expenditure occurring.	Medium
Disposal of Asset	Proceeds allocation	July 2024	As the disposal of the vehicles have not been processed through the asset register, profit or loss has not been recognised on this sale. Proceeds from the sale of vehicles has been recognised as other income.	We recommend a disposal be processed through the asset register when the 2023/24 Annual Financial Report has been finalised.	Low
Operating expenditure	Depreciation	July 2024	Depreciation has not been processed in 2024/25.	When the 2023/24 Annual Financial Report has been finalised depreciation will be processed.	Low
Year End Balances	Opening surplus	July 2024	At the time of preparing the Monthly Financial Report, the Annual Financial Report has not been finalised, therefore the opening surplus may change from the current \$5,185,219 due to year end and audit adjustments	None.	Low

**11.2 ACCOUNTS FOR PAYMENT - OCTOBER 2024****File Number:** 5110 - Accounts Payable**Author:** Aaron Gloor, Senior Finance Officer**Responsible Officer:** Tamara Clarkson, Acting Chief Executive Officer**Authority/Discretion:** Information**SUMMARY**

Council to receive the list of accounts paid under delegated authority during the month of October 2024.

**DISCLOSURE OF ANY INTEREST**

Nil by Author and Responsible Officer.

**BACKGROUND**

Council has delegated to the Chief Executive Officer the exercise of its power to make payments from the Shire's municipal and trust funds. In accordance with regulation 13 of the *Local Government (Financial Management) Regulations 1996*, a list of accounts paid by the Chief Executive Office is to be provided to Council.

**STATUTORY ENVIRONMENT**

*Local Government (Financial Management) Regulations 1996*

**12. Payments from municipal fund or trust fund, restrictions on making**

12(1) A payment may only be made from the municipal fund or a trust fund

The Chief Executive Officer has delegated authority to make payments from the municipal and trust funds.

**13. Payments from municipal fund or trust fund by CEO, CEO's duties as to etc.**

(1) If the local government has delegated to the CEO the exercise of its power to make payments from the municipal fund or the trust fund, a list of accounts paid by the CEO is to be prepared each month showing for each account paid since the last such list was prepared —

(a) the payee's name; and

(b) the amount of the payment; and

(c) the date of the payment; and

(d) sufficient information to identify the transaction.

(2) A list of accounts for approval to be paid is to be prepared each month showing —

- (a) for each account which requires Council authorisation in that month —
    - (i) the payee's name; and
    - (ii) the amount of the payment; and
    - (iii) sufficient information to identify the transaction; and
  - (b) the date of the meeting of the council to which the list is to be presented.
- (3) A list prepared under sub regulation (1) or (2) is to be —
- (a) presented to the council at the next ordinary meeting of the Council after the list is prepared; and
  - (b) recorded in the minutes of that meeting.

### POLICY IMPLICATIONS

Nil.

### FINANCIAL IMPLICATIONS

All expenditure from the municipal fund was included in the annual budget as adopted or revised by Council.

### STRATEGIC IMPLICATIONS

GOAL	OUR PRIORITIES	WE WILL
1. Leadership and Governance	1.2 Capable, inclusive and effective organisation	1.2.2 Provide strong governance

### RISK MANAGEMENT CONSIDERATIONS

RISK	LIKELIHOOD	CONSEQUENCE	RISK ANALYSIS	MITIGATION
<b>Legal &amp; Compliance:</b> In accordance with section 6.8 of the <i>Local Government Act 1995</i> , a local government is not to incur expenditure from its municipal fund for an additional purpose except where the expenditure is authorised in advance by an absolute majority of Council.	Rare	Minor	Low	Expenditure to only be incurred in accordance with budget parameters, which have been structured on financial viability and sustainability principles.

**CONSULTATION**

Internal consultation within the Corporate Services Department.

**COMMENT**

All municipal fund expenditure included in the list of payments is incurred in accordance with the 2024-25 Annual Budget as adopted by Council at its meeting held 27 June 2024 (Resolution 84/24) and subsequently revised or has been authorised in advance by the President or by resolution of Council as applicable.

The table below summarises the payments drawn on the funds during the month. Lists detailing the payments made are appended as an attachment.

**REPORT TO COUNCIL  
OCTOBER 2024**

<b>FUND</b>	<b>DETAILS</b>	<b>AMOUNT</b>
<b>MUNICIPAL ACCOUNT</b>		
EFT Payments	EFT 60525 - EFT 60826	\$4,081,473.48
Municipal Cheques	CHQ	\$0.00
Direct Debits	Fees & Charges, Credit Card Payments, Payroll, Payroll Liabilities	\$4,463,176.82
Manual Cheques	CHQ	\$0.00
<b>TRUST ACCOUNT</b>		
EFT Payments		\$0.00
Trust Cheques		\$0.00
<b>TOTAL</b>		<b>\$8,544,650.30</b>

*Creditors Outstanding as at 31/10/2024*

*\$ 2,433,978.34*

**VOTING REQUIREMENT**

Simple majority

**ATTACHMENTS**

1. Credit Card Reconciliation October 2024 [↓](#) 
2. List of Accounts October 2024 [↓](#) 

**RECOMMENDATION**

**That Council accepts the List of Accounts for October 2024 paid under Delegated Authority in accordance with regulation 13(1) of the Local Government (Financial Management) Regulations 1996 attached to this report, totalling \$8,544,650.30.**

**The Shire Of Derby / West Kimberley**  
**ANZ Corporate Credit Card Reconciliation**  
**Period Reporting: 13/08/2024 to 12/09/2024**

**Card Holder : Amanda Dexter**

Date	Transaction Description	GST (Y/N)	Amount (GST Excl)	GST	Amount (GST Incl)	Account	Receipt Provided	Comments
12/09/2024	WANEWSDTI Osborne Park	Y	\$ 25.45	\$ 2.55	28	121402410.2100	Yes	Subscription - The West Australian Digital 10/09/2024 - 08/10/2024
4/09/2024	BROOME TIME RESORT BROOME	Y	\$ 1,171.94	\$ 117.19	1289.13	PC06-291-2003	Yes	Accommodation - Trade School Training - Jack McAlister-Gugeri 15.09.2024 - 20.09.2024
4/09/2024	KNX COUNTRY CLUB KUNUNURRA	Y	\$ 1,352.27	\$ 135.23	1487.5	120401090.2100	Yes	Accommodation - President to attend 2024 Kimberley Economic Forum 28/29 and 30 August
2/09/2024	KARRATHA INT HOTEL KARRATHA	Y	\$ 1,992.55	\$ 199.25	2191.8	120401090.2100	Yes	Accommodation - Cr Angwin attending Developing Northern Australia Conference 26, 27 & 28 August 2024
2/09/2024	KARRATHA INT HOTEL KARRATHA	Y	\$ 1,636.00	\$ 163.60	1799.6	120401090.2100	Yes	Accommodation - Deputy President Haerewa attending Developing Northern Australia Conference 26, 27 & 28 August 2024
28/08/2024	KATHERINE MOTEL KATHERINE	Y	\$ 222.73	\$ 22.27	245	120401090.2100	Yes	Accommodation - President - Travel from Canberra Visit - 25.08.2024
26/08/2024	EB *Kimberley Economic 801-413-7200	Y	-\$ 369.92	-\$ 36.99	-406.91	120401040.2100	Yes	Credit for Cancelling ticket - Kimberley Economic Forum 2024 Kununurra
26/08/2024	Starlink Australia PTY LT Sydney	Y	\$ 631.82	\$ 63.18	695	121402210.2100	Yes	Standard Subscription - 23 August 2024 - 23 September 2024
26/08/2024	Intuit Mailchimp Sydney	N	\$ 86.69	0	86.69	121402410.2100	Yes	Order MC19350775
20/08/2024	INGOT HOTEL BELMONT	Y	\$ 261.54	\$ 26.15	287.69	120401090.2100	Yes	Accommodation - Deputy President, Cr Angwin attending Regions Rising 2024 National Summit Canberra 13th - 15th August - Perth 16.08.2024
20/08/2024	INGOT HOTEL BELMONT	Y	\$ 261.54	\$ 26.15	287.69	120401090.2100	Yes	Accommodation - Deputy President, Cr Angwin attending Regions Rising 2024 National Summit Canberra 13th - 15th August - Perth 16.08.2024
19/08/2024	Crowne Plaza Hotel Canber Canberra	Y	\$ 576.20	\$ 57.62	633.82	EX08-297-2100	Yes	Accommodation - A/CEO attending National Summit in Canberra 12.08.2024 - 16.08.2024
19/08/2024	Crowne Plaza Hotel Canber Canberra	Y	\$ 851.33	\$ 85.13	936.46	120401090.2100	Yes	Accommodation - Deputy President attending National Summit in Canberra 12.08.2024 - 16.08.2024
19/08/2024	Crowne Plaza Hotel Canber Canberra	Y	\$ 862.45	\$ 86.24	948.69	120401090.2100	Yes	Accommodation - Cr Angwin attending National Summit in Canberra 12.08.2024 - 16.08.2024
19/08/2024	Crowne PLaza Hotel Canber Canberra	Y	\$ 1,515.53	\$ 151.55	1667.08	120401090.2100	Yes	Accommodation - President attending National Summit in Canberra 12.08.2024 - 16.08.2024
15/08/2024	WANEWSDTI Osborne Park	Y	\$ 25.45	\$ 2.55	28	121402410.2100	Yes	Subscription - The West Australian Digital 13/08/2024 - 09/09/2024
TOTAL \$					12,205.24			

**Card Holder : Wayne Neate**

Date	Transaction Description	GST (Y/N)	Amount (GST Excl)	GST	Amount (GST Incl)	Account	Receipt Provided	Comments
9/09/2024	DWER - WATER PERTH	Y	\$ 2,181.82	\$ 218.18	\$ 2,400.00	RM033-297-2100	Yes	Application for clearing permit - Yates Street as requested by EDL Energy
9/09/2024	SHIRE OF DERBY WEST KI DERBY	N	\$ 117.40	0	\$ 117.40	P106-266-2266	Yes	3 months Registration - 1EAD762 to keep registered before being auctioned.
16/08/2024	SHIRE OF DERBY WEST KI DERBY	Y	\$ 106.36	\$ 10.64	\$ 117.00	P58-266-2266	Yes	3 months registration for vehicle 1HUW343 which was out of registration and being sold to Kimberley Wholesale and Services
16/08/2024	SHIRE OF DERBY WEST KI DERBY	N	\$ 8.25	0	\$ 8.25	P58-266-2266	Yes	3 months registration for vehicle 1HUW343 which was out of registration and being sold to Kimberley Wholesale and Services
TOTAL \$					2,642.65			

**Card Holder : Tamara Clarkson**

Date	Transaction Description	GST (Y/N)	Amount (GST Excl)	GST	Amount (GST Incl)	Account	Receipt Provided	Comments
12/09/2024	VIRGIN AUSTRALIA BRISBANE	Y	\$ 402.08	\$ 40.21	442.29	121407080.2100	Yes	AGRN 1044 - Flight - Community Recovery and Development Advisor - 09/10/2024 & 21/10/2024 Broome to Perth and return as per 3 on 2 off roster
12/09/2024	WALGA EVENTS WEST LEEDERVI	Y	\$ 1,567.09	\$ 156.71	1723.8	AD06-297-2100	Yes	Registrations - A/CEO to attend WALGA's Local Government Convention 2024 08.10.2024 - 10.10.2024
12/09/2024	ACCOR* MERCURE PERTH WWW.ACCOR.COM	Y	\$ 1,712.73	\$ 171.27	1884	120401090.2100	Yes	Accommodation - Deputy President and Cr Angwin attending WALGA Convention 07.10.2024 - 11.10.2024
9/09/2024	matshop.com.au Preston	Y	\$ 2,735.00	\$ 273.50	3008.5	80034-298-2101	Yes	5x rubber back mats for Fitzroy Crossing dongas to stop the electric shocks received when opening the doors of the donga.
5/09/2024	WOOLWORTHS/131-135 LOCH S DERBY	Y	\$ 62.41	\$ 6.24	68.65	120401650.2101	Yes	Refreshments for Council Chambers
5/09/2024	WOOL WORTHS/131-135 LOCH S DERBY	Y	\$ 19.00	0	19	120401650.2101	Yes	Refreshments for Council Chambers

4/09/2024	THRIFTY KUNUNURRA	KUNUNURRA	Y	-\$	184.27	-\$	18.43	-202.7	120401090.2100	Yes	Credit - Car Hire Canberra Trip Deputy President
3/09/2024	Kimberley Hotel	Halls Creek	Y	\$	247.80	\$	24.78	272.58	120401090.2100	Yes	Accommodation - President - Travel from Canberra Visit - 31.08.2024
2/09/2024	COLES EXPRESS 6954	KUNUNURRA	Y	\$	51.69	\$	5.17	56.86	EX08-261-2261	Yes	Fuel - Hire Car A/CEO Kimberley Economic Forum
2/09/2024	LS darllen Pty.Ltd	Kununurra	Y	\$	23.64	\$	2.36	26	PC06-298-2101	Yes	Refreshments - A/CEO & Executive Services Project Director Kimberley Economic Forum
2/09/2024	LS darllen Pty.Ltd	Kununurra	N	\$	18.00	0		18	PC06-298-2101	Yes	Refreshments - A/CEO & Executive Services Project Director Kimberley Economic Forum
2/09/2024	NET-CABS	PORT MELBOURN	Y	\$	19.69	\$	1.97	21.66	EX08-297-2100	Yes	Transport - A/CEO from Broome Hotel to Airport 31.08.2024
2/09/2024	NET-CABS	PORT MELBOURN	N	\$	1.08	0		1.08	EX08-297-2100	Yes	Transport - A/CEO from Broome Hotel to Airport 31.08.2024
2/09/2024	LS Spilled The Beans C	Kununurra	Y	\$	60.45	\$	6.05	66.5	PC06-298-2101	Yes	Refreshments - A/CEO & Executive Services Project Director Kimberley Economic Forum
2/09/2024	THRIFTY KUNUNURRA	KUNUNURRA	Y	\$	1,236.97	\$	123.70	1360.67	EX08-297-2100	Yes	Car Hire - A/CEO attending Kimberley Economic Kununurra 28.08.2024 - 31.08.2024
2/09/2024	PUMP HOUSE RESTAURANT	KUNUNURRA	Y	\$	86.36	\$	8.64	95	PC06-298-2101	Yes	Refreshments - A/CEO & Executive Services Project Director Kimberley Economic Forum
2/09/2024	LS Spilled The Beans C	Kununurra	Y	\$	40.45	\$	4.05	44.5	PC06-298-2101	Yes	Refreshments - A/CEO & Executive Services Project Director Kimberley Economic Forum
30/08/2024	SQ *IVANHOE CAFE	Kununurra	Y	\$	51.27	\$	5.13	56.4	PC06-298-2101	Yes	Refreshments - A/CEO & Executive Services Project Director Kimberley Economic Forum
30/08/2024	STARLINK INTERNET	Sydney	Y	\$	160.00	\$	16.00	176	121402210.2100	Yes	Priority - 40GB Subscription 28.08 - 28.09.2024
30/08/2024	Starlink Australia PTY LT	Sydney	Y	\$	126.36	\$	12.64	139	121402210.2100	Yes	Residential Starlink Subscription - 27 August - 27 September 2024
29/08/2024	QANTAS AIRWAYS LTD (EC	Mascot	Y	\$	818.29	\$	81.83	900.12	120401090.2100	Yes	Flights - Deputy President to attend North West Alliance Meetings in Perth (invoice to NWDA)
29/08/2024	AVIAIR PTY LTD	KUNUNURRA	Y	\$	126.36	\$	12.64	139	120401040.2100	Yes	Flights - Deputy President to attend North West Alliance Meetings in Perth (invoice to NWDA)
29/08/2024	DISCOVERY HOLIDAY PARK	ADELAIDE	Y	\$	453.14	\$	45.31	498.45	120401090.2100	Yes	Accommodation - Deputy President & Cr Angwin returning from Developing Northern Australia Conference - Karratha
28/08/2024	DERBY LODGE	Derby	Y	\$	1,000.00	\$	100.00	1100	120402510.2100	Yes	Accommodation - Director Strategic Business 26 - 29.08.2024
26/08/2024	MercureAliceSpringsOPI	Alice Springs	Y	\$	624.07	\$	62.41	686.48	120401090.2100	Yes	Accommodation - President - Travel from Canberra Visit - 22 - 23.08.2024
26/08/2024	BEACHES OF BROOME	CABLE BEACH	Y	-\$	309.09	-\$	30.91	-340	120401090.2100	Yes	Accommodation Credit - Cr O'Meara 27.08.2024 to attend Kimberley Economic Kununurra 28.08.2024 - 31.08.2024
26/08/2024	OFFICEWORKS	Bentleigh Eas	Y	\$	64.50	\$	6.45	70.95	121402150.2101	Yes	Frames - Citizenship Certificates
26/08/2024	Adobe	Sydney	Y	\$	1,899.98	\$	190.00	2089.98	121402210.2100	Yes	Creative Cloud Apps - Library
26/08/2024	EDUCATIONAL ART SUPP	NEDLANDS	Y	\$	175.51	\$	17.55	193.06	121105190.2100	Yes	Craft items for children programs in library
22/08/2024	FLINDERS ON MAIN	SOLOMONTOWN	Y	\$	220.95	\$	22.10	243.05	120401090.2100	Yes	Accommodation - President - Travel from Canberra Visit - 19.08.2024
21/08/2024	MOSHITX PTY LTD	SYDNEY	Y	\$	147.82	\$	14.78	162.6	120401040.2100	Yes	Tickets attending - Ord Valley Events Taste of the Kimberley 30.08.2024 - Kununurra - President, A/CEO, Executive Services Project Director, Cr O'Meara, A McCumstie (oncharged)
21/08/2024	WOOLWORTHS/131-135 LOCH S	DERBY	Y	\$	107.14	\$	10.71	117.85	120401650.2101	Yes	Refreshments for Council Chambers
21/08/2024	WOOLWORTHS/131-135 LOCH S	DERBY	F	\$	27.00	0		27	120401650.2101	Yes	Refreshments for Council Chambers
21/08/2024	RUSTYS IGA	DERBY	Y	\$	547.00	\$	54.70	601.7	121107430.2100	Yes	Produce - Long Table Dinner August 2024
21/08/2024	RUSTYS IGA	DERBY	F	\$	2,618.48	0		2618.48	121107430.2100	Yes	Produce - Long Table Dinner August 2024
21/08/2024	HERTZTHRIFTY AUS TOLL	SOUTH MELBOUR	Y	\$	147.37	\$	14.74	162.11	120401090.2100	Yes	Hire Car - Deputy President National Summit in Canberra 12.08.2024 - 16.08.2024
20/08/2024	Mercure Wagga Wagga	Wagga Wagga	Y	\$	165.17	\$	16.52	181.69	120401090.2100	Yes	Accommodation - President - Travel for Canberra Visit - 17.08.2024
20/08/2024	BROOME INTERNATIONAL A	BENTLEY	Y	\$	10.91	\$	1.09	12	EX08-297-2100	Yes	Parking 17.08.2024 collecting A/CEO 17.08.2024
19/08/2024	QANTAS AIRWAYS LTD (EC	Mascot	Y	\$	818.29	\$	81.83	900.12	121407080.2100	Yes	AGRN 1044 - Flights - Community Recovery and Development Advisor - Broome to Perth 15.09.2024 return Perth to Broome 22.09.2024
19/08/2024	WINDSOR LODGE	COMO	Y	\$	850.00	\$	85.00	935	121407080.2100	Yes	Accommodation - AGRN 1044 - Recovery Finance Coordinator to attend DFES meetings in Perth 11.08.2024 - 16.08.2024
19/08/2024	WINDSOR LODGE	COMO	Y	\$	850.00	\$	85.00	935	121407080.2100	Yes	Accommodation - AGRN 1044 - Local Recovery Coordinator to attend DFES meetings in Perth 11.08.2024 - 16.08.2024
19/08/2024	CabFare Payments	Melbourne	Y	\$	68.98	\$	6.90	75.88	120401040.2100	Yes	Taxi - Canberra Visit 12.08.2024 - 16.08.2024
19/08/2024	SQ *SUSHI DAILY	Canberra	Y	\$	43.64	\$	4.36	48	120401040.2101	Yes	Refreshments - Canberra Visit 12.08.2024 - 16.08.2024
16/08/2024	ACT CABS 0261030882	FYSHWICK	Y	\$	20.85	\$	2.09	22.94	120401040.2100	Yes	Transport - Canberra Visit 12.08.2024 - 16.08.2024
16/08/2024	LEIGH HAKIMI	NICHOLLS	Y	\$	17.42	\$	1.74	19.16	120401040.2100	Yes	Transport - Canberra Visit 12.08.2024 - 16.08.2024
16/08/2024	HAIM HERZMAN	CURTIN	Y	\$	23.25	\$	2.32	25.57	120401040.2100	Yes	Transport - Canberra Visit 12.08.2024 - 16.08.2024
16/08/2024	DEPT. OF PARLIAMENTA	CANBERRA	Y	\$	15.45	\$	1.55	17	120401040.2101	Yes	Refreshments - Canberra Visit 12.08.2024 - 16.08.2024
16/08/2024	DEPT. OF PARLIAMENTA	CANBERRA	Y	\$	12.91	\$	1.29	14.2	120401040.2101	Stat dec	Refreshments - Canberra Visit 12.08.2024 - 16.08.2024
15/08/2024	WWW.EKCCI.COM.AU	KUNUNURRA	Y	\$	700.00	\$	70.00	770	120401040.2100	Yes	Registration - Kimberley Economic Forum Kununurra - Deputy President and Executive Services Project Director 26.08.2024 - 30.08.2024
15/08/2024	Aust Institute of Mana	Perth	N	\$	1,520.00	0		1520	AD06-291-2003	Yes	New Supervisor Training Course - Senior Customer Service Officer
15/08/2024	Live Payments	Barangaroo	Y	\$	31.03	\$	3.10	34.13	120401040.2100	Yes	Transport - Canberra Visit 12.08.2024 - 16.08.2024
15/08/2024	ACT CABS 0261030882	FYSHWICK	Y	\$	20.28	\$	2.03	22.31	120401040.2100	Yes	Transport - Canberra Visit 12.08.2024 - 16.08.2024
15/08/2024	DEPT. OF PARLIAMENTA	CANBERRA	Y	\$	90.55	\$	9.05	99.6	120401040.2101	Yes	Refreshments - Canberra Visit 13.08.2024 - 16.08.2024
15/08/2024	INGOT HOTEL	BELMONT	Y	\$	223.18	\$	22.32	245.5	120401090.2100	Yes	Accommodation - Deputy President, Cr Angwin attending Regions Rising 2024 National Summit Canberra 13th - 15th August - Perth 11.08.2024
15/08/2024	INGOT HOTEL	BELMONT	Y	\$	293.64	\$	29.36	323	120401090.2100	Yes	Accommodation - Deputy President, Cr Angwin attending Regions Rising 2024 National Summit Canberra 13th - 15th August - Perth 11.08.2024

15/08/2024	NEXUS AIRLINES	KUNUNURRA	Y	\$	531.24	\$	53.12	584.36	120401090.2100	Yes	Flights - Cr O'Meara attending Kimberley Economic Kununurra 28.08.2024 - 31.08.2024
14/08/2024	HERTZTHRIFTY AUS TOLL	SOUTH MELBOUR	Y	-\$	78.11	-\$	7.81	-85.92	120401090.2100	Yes	Credit - Car Hire Canberra Trip Deputy President
14/08/2024	BEACHES OF BROOME	CABLE BEACH	Y	\$	313.95	\$	31.39	345.34	120401090.2100	Yes	Accommodation - Cr O'Meara 27.08.2024 to attend Kimberley Economic Kununurra 28.08.2024 - 31.08.2024
14/08/2024	BEACHES OF BROOME	CABLE BEACH	Y	\$	313.95	\$	31.39	345.34	EX08-297-2100	Yes	Accommodation - A/CEO 27.08.2024 to attend Kimberley Economic Kununurra 28.08.2024 - 31.08.2024
14/08/2024	Crowne Plaza Canberra IPP	Canberra	Y	\$	85.91	\$	8.59	94.5	120401040.2101	Yes	Refreshments - Canberra Visit 12.08.2024 - 16.08.2024
14/08/2024	Mercure Wagga Wagga	Wagga Wagga	Y	\$	162.73	\$	16.27	179	120401090.2100	Yes	Accommodation - President - Travel for Canberra Visit - 11.08.2024
14/08/2024	TELSTRA SHOP CANBERRA	CANBERRA	N	\$	35.00		0	35	120401650.2101	Yes	Sim Card - President tablet
14/08/2024	MILDURA PLAZA	MILDURA	Y	\$	104.55	\$	10.45	115	120401090.2100	Yes	Accommodation 10.08.2024 - President travelling to attend Canberra 13.08.2024 - 16.08.2024
14/08/2024	FLINDERS ON MAIN	SOLOMONTOWN	Y	\$	171.82	\$	17.18	189	120401090.2100	Yes	Accommodation - President - Travel for Canberra Visit - 09.08.2024
				TOTAL \$		26,551.34					

**TOTAL PURCHASES FOR ABOVE STATED PERIOD \$ 41,399.23**

**PAYMENTS AND OTHER CREDITS \$ 1,035.53**

**INTEREST CHARGES \$ -**

**CLOSING BALANCE \$ 42,434.76**

## REPORT TO COUNCIL – OCTOBER 2024

### EFT PAYMENTS – MUNI ACCOUNT

PAYMENT ID	DATES	CREDITOR / INVOICE DETAILS	AMOUNT
<b>EFT60525</b>	<b>04/10/2024</b>	<b>ALTHAM PLUMBING</b>	<b>423.62</b>
INV 18221	27/09/2024	BACKFLOW TEST & CERTIFIED – SPEEDWAY WATER METER	220.00
INV 18222	27/09/2024	REPLACE OUTSIDE TAP, MATERIALS – 13B HOLMAN STREET	203.62
<b>EFT60526</b>	<b>04/10/2024</b>	<b>ALLWEST BUILDING APPROVALS</b>	<b>302.50</b>
INV 10262	26/09/2024	CERTIFICATE OF DESIGN COMPLIANCE FOR BUILDING APPLICATION - 28 MARMION ST DERBY POOL	302.50
<b>EFT60527</b>	<b>04/10/2024</b>	<b>ROL-WA PTY LTD T/A ALLPEST</b>	<b>12,661.25</b>
INV 358614B	12/09/2024	TIMBER PEST INSPECTION / ANNUAL - PLANNED MAINTENANCE – SHIRE BUILDINGS IN DERBY	12,661.25
<b>EFT60528</b>	<b>04/10/2024</b>	<b>BBB CATERING PTY LTD</b>	<b>569,192.58</b>
INV 6458	29/07/2024	AGRN 1044 - CAMP MANAGEMENT SERVICES - AUGUST 2024	392,110.44
INV 6472	27/08/2024	AGRN 1044 - CAMP MANAGEMENT SERVICES - SEPTEMBER 2024	177,082.14
<b>EFT60529</b>	<b>04/10/2024</b>	<b>BUNNINGS GROUP LIMITED</b>	<b>470.07</b>
INV 2210-00181252	16/09/2024	CRAFT SUPPLIES FOR FX SCHOOL HOLIDAY PROGRAM	470.07
<b>EFT60530</b>	<b>04/10/2024</b>	<b>CARINA CHURNSIDE</b>	<b>1,000.00</b>
INV GRANT 2024	24/09/2024	COMMUNITY GRANT WA INDIGENOUS BASKETBALL	1,000.00
<b>EFT60531</b>	<b>04/10/2024</b>	<b>BROOME ACCIDENT REPAIR CENTRE</b>	<b>6,673.65</b>
INV 7550	05/08/2024	REPLACE WINDSCREEN KW30	1,888.92
INV 7560	05/08/2024	SUPPLY & FIT WINDSCREEN 1HTI258	2,005.30
INV 7563	09/08/2024	SUPPLY & FIT WINDSCREEN 2KW	880.00
INV 7556	22/08/2024	SUPPLY, REMOVE & FIT WINDSCREEN 1HTI132	1,899.43
<b>EFT60532</b>	<b>04/10/2024</b>	<b>CMT BUILDING WA PTY LTD</b>	<b>247.50</b>
INV 1404	26/09/2024	AGRN FXSWC - REPLACE 2X NIGHT LATCH LOCKS, MATERIALS	247.50
<b>EFT60533</b>	<b>04/10/2024</b>	<b>DERBY 4X4 &amp; MARINE</b>	<b>142.51</b>
INV 37495-59792	12/09/2024	SUPPLY FUEL FILTER	68.26
INV 37621-59951	26/09/2024	SUPPLY TOYOTA GENUINE SEAL	74.25
<b>EFT60534</b>	<b>04/10/2024</b>	<b>DEPARTMENT OF FINANCE</b>	<b>122,138.57</b>
INV 777518	11/06/2024	AGRN 1044 - LOT 42 CAMBALLIN - DEMOLITION OF HOUSE ASBESTOS	73,477.01
INV 777521	11/06/2024	AGRN 1044 - 52 DURACK ST, CAMBALLIN - DEMOLITION OF HOUSE ASBESTOS	4,024.78
INV 777523	11/06/2024	AGRN 1044 - LOT 85 FORREST ST, CAMBALLIN - DEMOLITION OF HOUSE ASBESTOS	44,636.78
<b>EFT60535</b>	<b>04/10/2024</b>	<b>DERBY FUELS</b>	<b>1,825.00</b>

INV 279708	20/09/2024	LUNCH - INTERAGENCY MEETING MARRA WORRA WORRA 20/09/2024	125.00
INV 280149	27/09/2024	CATERING FOR YOUTH PROGRAM 26-27/09/2024	1,700.00
<b>EFT60536</b>	<b>04/10/2024</b>	<b>DERBY CLEANING SERVICES PTY LTD</b>	<b>715.00</b>
INV 1531	16/09/2024	DEEP CLEAN AT 3/20 CLARENDON STREET – CONSULTANT UNIT	715.00
<b>EFT60537</b>	<b>04/10/2024</b>	<b>EXURBAN PTY LTD</b>	<b>8,283.28</b>
INV URP-4522	06/07/2024	GENERAL TOWN PLANNING CONSULTANCY SERVICES JUNE 2024	8,283.28
<b>EFT60538</b>	<b>04/10/2024</b>	<b>BASS TECHNOLOGY GROUP T/AS FX COMM &amp; AV</b>	<b>710.16</b>
INV 8230205	18/05/2024	RECTIFY ISSUE WITH SECURITY ALARM SYSTEM & RECOMMISSION – FX SHORT STAY UNITS	710.16
<b>EFT60539</b>	<b>04/10/2024</b>	<b>FITZROY HARDWARE PTY LTD</b>	<b>274.30</b>
INV 10016564	18/09/2024	PADLOCK TO SECURE ELECTRICAL SWITCHBOARD	96.90
INV 10016597	18/09/2024	SUPPLY 5X 15L WATER	105.00
INV 10016716	20/09/2024	SUPPLY 2X MOPS & BUCKETS FOR FX YOUTH	72.40
<b>EFT60540</b>	<b>04/10/2024</b>	<b>THE FITZROY RIVER LODGE</b>	<b>462.00</b>
INV 363393	12/09/2024	NETWORKING EVENING MEAL AFTER DEADLY JOBS EXPO FX	462.00
<b>EFT60541</b>	<b>04/10/2024</b>	<b>LUISA GAVIRIA</b>	<b>84.44</b>
INV REIMB1809	18/09/2024	REIMBURSE PURCHASE OF FUEL	66.64
INV REIMB1909	19/09/2024	REIMBURSE PURCHASE OF WATER - MAKE AUSTRALIA BEAUTIFUL	17.80
<b>EFT60542</b>	<b>04/10/2024</b>	<b>HOATH REFRIGERATION &amp; AIRCONDITIONING</b>	<b>2,672.12</b>
INV 4357	25/09/2024	SUPPLY & INSTALL DAIKIN INVERTER R32 SPLIT SYSTEM – 4B ROWELL STREET	2,672.12
<b>EFT60543</b>	<b>04/10/2024</b>	<b>HULLS DIESEL SERVICES PTY LTD</b>	<b>352.00</b>
INV 0111	16/09/2024	FIT COOLING FAN TO MF TRACTOR 1EDM-380	352.00
<b>EFT60544</b>	<b>04/10/2024</b>	<b>HORIZON POWER - ACCOUNT PAYMENTS</b>	<b>94,532.97</b>
INV RPddb0052576	06/09/2024	STREETLIGHT UPGRADE - VARIOUS LOCATIONS - DERBY	94,532.97
<b>EFT60545</b>	<b>04/10/2024</b>	<b>TEAM GLOBAL EXPRESS PTY LTD</b>	<b>1,034.17</b>
INV P69067480	08/09/2024	FREIGHT - P69067480 – HEALTH MATERIALS	572.24
INV P69067517	15/09/2024	FREIGHT - REF 0090S5K793 - HEALTH MATERIALS	461.93
<b>EFT60546</b>	<b>04/10/2024</b>	<b>ITVISION</b>	<b>554.40</b>
INV INITV41664	18/09/2024	SYNERGY WORKS - TEMPLATE UPDATES (BUILDING & PLANNING)	554.40
<b>EFT60547</b>	<b>04/10/2024</b>	<b>KIMBERLEY CAR HIRE</b>	<b>10,010.00</b>
INV 36	31/08/2024	31 DAY HIRE OF HILUX 1GTN820	3,410.00
INV 165	29/09/2024	30 DAY HIRE OF HILUX 1HIK288 & 1HAP944	6,600.00
<b>EFT60548</b>	<b>04/10/2024</b>	<b>KELSEY JANE CLARK</b>	<b>192.04</b>
INV REIMB1709	17/09/2024	REIMBURSE PURCHASE OF PRIZES FOR FX EXPO	192.04
<b>EFT60549</b>	<b>04/10/2024</b>	<b>KIMBERLEY KRASH REPAIRS</b>	<b>600.00</b>
INV 9980	27/09/2024	SUPPLY & FIT WINDSCREEN TO 1HIK288	600.00

<b>EFT60550</b>	<b>04/10/2024</b>	<b>NORTH REGIONAL TAFE</b>	<b>302.80</b>
INV I0024708	26/09/2024	COURSE FEES FOR CIV IN YOUTH WORK - CASUAL YOUTH OFFICER	151.40
INV I0024709	26/09/2024	COURSE FEES FOR CIV IN YOUTH WORK - LEADER YOUTH SERVICES	151.40
<b>EFT60551</b>	<b>04/10/2024</b>	<b>K&amp;M ELECTRICAL SERVICES</b>	<b>1,601.13</b>
INV 262	18/09/2024	INSTALL TELECOM SYSTEM AT RFDS BUILDING	1,601.13
<b>EFT60552</b>	<b>04/10/2024</b>	<b>KERRY &amp; RICHARD WALLIS</b>	<b>750.00</b>
INV GRANT 2024	24/09/2024	COMMUNITY GRANT - AFL MASTERS CHAMPIONSHIPS	750.00
<b>EFT60553</b>	<b>04/10/2024</b>	<b>COMMERCIAL AQUATICS AUSTRALIA (WA) PTY LTD</b>	<b>3,085.50</b>
INV 32752	19/09/2024	SUPPLY CHLORINE GAS VACUUM REGULATOR	3,085.50
<b>EFT60554</b>	<b>04/10/2024</b>	<b>WESTERN AUSTRALIAN LOCAL GOVERNMENT ASSOCIATION</b>	<b>2,860.00</b>
INV SI-011934	30/09/2024	CERTIFICATE III IN LOCAL GOVERNMENT - ADMIN OFFICER	1,430.00
INV SI-011935	30/09/2024	CERTIFICATE III IN LOCAL GOVERNMENT - TOURISM OFFICER	1,430.00
<b>EFT60555</b>	<b>04/10/2024</b>	<b>LUCY ELIZABETH LEMANN</b>	<b>89.43</b>
INV REIMB2009	20/09/2024	REIMBURSE PURCHASE OF FUEL	89.43
<b>EFT60556</b>	<b>04/10/2024</b>	<b>RM SURVEYS PTY LTD (RM MAKJAP)</b>	<b>3,564.00</b>
INV 40622	31/08/2024	WASTE MANAGEMENT FACILITY SURVEYS CONTOUR SURVEY DERBY	3,564.00
<b>EFT60557</b>	<b>04/10/2024</b>	<b>MALCOLM DOUGLAS CROCODILE PARK</b>	<b>2,320.00</b>
INV 20240708PT1	08/07/2024	CROCODILE PARK EXCURSION SCHOOL HOLIDAY PROGRAM	1,160.00
INV 20240708PT2	09/07/2024	CROCODILE PARK EXCURSION SCHOOL HOLIDAY PROGRAM	1,160.00
<b>EFT60558</b>	<b>04/10/2024</b>	<b>MANAGED IT PTY LTD</b>	<b>258.38</b>
INV 179017	22/08/2024	SUPPLY ERGO KEYBOARD, MOUSE & MOUSE PAD, FREIGHT	258.38
<b>EFT60559</b>	<b>04/10/2024</b>	<b>MARTIN NED GRAHAM</b>	<b>8,675.00</b>
INV REIMB2509	25/09/2024	DRFAWA REIMBURSEMENT FOR HOME OWNER PROCURED CLEAN UP - AGRN	8,675.00
<b>EFT60560</b>	<b>04/10/2024</b>	<b>MT HART PTY LTD</b>	<b>135.00</b>
INV REIMB1809	18/09/2024	REIMBURSE DUPLICATE PAYMENT OF INVOICE 20153	135.00
<b>EFT60561</b>	<b>04/10/2024</b>	<b>MECHANICS &amp; TYRES PTY LTD</b>	<b>907.16</b>
INV 5598	07/08/2024	PUNCTURE REPAIR – 10 X 5 HEAVY DUTY TRAILER	44.88
INV 5851	31/08/2024	KW31 SERVICE	862.28
<b>EFT60562</b>	<b>04/10/2024</b>	<b>OMNICOM MEDIA GROUP AUSTRALIA PTY LTD</b>	<b>282.37</b>
INV 1780262	30/09/2024	THE BROOME ADVERTISER - T04-2024/25 - FXWC DEMOBILISATION	282.37
<b>EFT60563</b>	<b>04/10/2024</b>	<b>OUTBACK ELECTRICAL &amp; AIRCON SERVICES</b>	<b>771.02</b>
INV 8994	16/09/2024	SINGLE AND DOUBLE GPOS FOR SECURITY CAMERAS POWER SUPPLY – 14 & 16 BLOODWOOD	771.02
<b>EFT60564</b>	<b>04/10/2024</b>	<b>NORTH WEST LOCKSMITH</b>	<b>308.00</b>
INV 31202	26/09/2024	SUPPLY 12X NW222 D1 KEYS, SUPPLY 2X NW047 GMK 7 KEYS	308.00
<b>EFT60565</b>	<b>04/10/2024</b>	<b>RAY WHITE DERBY</b>	<b>11,739.62</b>

INV 20759	30/09/2024	33 KNOWSLEY STREET EAST WATER 16/07 - 26/09/2024	116.12
INV 20779	01/10/2024	9 TOWER PLACE RENT 15/10 - 14/11/2024	2,498.51
INV 20780	01/10/2024	33 KNOWSLEY STREET EAST RENT 15/10 - 14/11/2024	1,998.81
INV 20781	01/10/2024	26 DELEWARR STREET RENT 17/10 - 16/11/2024	1,825.00
INV 20782	01/10/2024	17 KNOWSLEY STREET EAST RENT 20/10 - 19/11/2024	2,042.26
INV 20777	01/10/2024	15A KNOWSLEY STREET RENT 15/10 - 14/11/2024	1,629.46
INV 20778	01/10/2024	15B KNOWSLEY STREET RENT 15/10 - 14/11/2024	1,629.46
<b>EFT60566</b>	<b>04/10/2024</b>	<b>COUNTRYMAN RUBBISH REMOVAL</b>	<b>7,805.10</b>
INV 1059	07/09/2024	LITTER COLLECTION IN FITZROY CROSSING 08-28/08/2024	7,805.10
<b>EFT60567</b>	<b>04/10/2024</b>	<b>RENATA FOURIE</b>	<b>498.63</b>
INV REIMB2709	27/09/2024	REIMBURSE RELOCATION EXPENSES	498.63
<b>EFT60568</b>	<b>04/10/2024</b>	<b>HARVEY NORMAN BROOME</b>	<b>189.95</b>
INV 306293	06/09/2024	SUPPLY UNIDEN UH620 DELUXE PACK 2W HANDHELD 2-WAY RADIO	189.95
<b>EFT60569</b>	<b>04/10/2024</b>	<b>RFF PTY LTD</b>	<b>18,634.00</b>
INV I001343	31/08/2024	FITZROY CROSSING LAND & HOUSING ANALYSIS	18,634.00
<b>EFT60570</b>	<b>04/10/2024</b>	<b>RUSTYS IGA</b>	<b>27.98</b>
INV 019284	20/09/2024	FRUIT FOR INTER-AGENCY MORNING TEA	27.98
<b>EFT60571</b>	<b>04/10/2024</b>	<b>RYAN MALCOLM MCIVER</b>	<b>300.00</b>
INV REIMB0110	01/10/2024	BOND RETURN FOR HIRE OF DERBY OVAL 07/09/2024	300.00
<b>EFT60572</b>	<b>04/10/2024</b>	<b>SIAN EDWARDS</b>	<b>750.00</b>
INV GRANT 2024	24/09/2024	COMMUNITY GRANT - AFL MASTERS CHAMPIONSHIPS	750.00
<b>EFT60573</b>	<b>04/10/2024</b>	<b>STACEY BEDFORD</b>	<b>750.00</b>
INV GRANT 2024	24/09/2024	COMMUNITY GRANT - AFL MASTERS CHAMPIONSHIPS	750.00
<b>EFT60574</b>	<b>04/10/2024</b>	<b>BRADY AUSTRALIA PTY LTD TAS SETON AUSTRALIA</b>	<b>2,625.70</b>
INV 9357160794	13/09/2024	SUPPLY 30X FIRST AIDER CAP & 13X CHIEF WARDEN CAP	434.81
INV 9357160793	13/09/2024	SUPPLY 30X AIR HORN & FIRE WARDEN CAP	2,190.89
<b>EFT60575</b>	<b>04/10/2024</b>	<b>SAMUEL ANDREWS</b>	<b>500.00</b>
INV REIMB0909	09/09/2024	BOND RETURN FOR HIRE OF FX REC CENTRE 07/09/2024	500.00
<b>EFT60576</b>	<b>04/10/2024</b>	<b>SYNDICATED INVESTMENTS PTY LTD ATF AREIT DIVERSIFIED FUND</b>	<b>11,467.64</b>
INV 0049	20/09/2024	AGRN 1044 - 5A & 5B SPINIFEX RENT - OCTOBER 2024	11,467.64
<b>EFT60577</b>	<b>04/10/2024</b>	<b>TACKLE WORLD BROOME</b>	<b>345.00</b>
INV 24-00021219	29/09/2024	SUPPLY 3X LIFE JACKETS	345.00
<b>EFT60578</b>	<b>04/10/2024</b>	<b>TARUNDA SUPERMARKET</b>	<b>1,895.17</b>
INV 30120695	06/09/2024	AGRN 1044 - FOOD SUPPLIES FOR CUPPA CIRCLE PROGRAM 06/09/2024	115.08
INV 30120891	06/09/2024	AGRN 1044 - FOOD SUPPLIES FOR CUPPA CIRCLE PROGRAM 06/09/2024	71.06

INV 10153088	10/09/2024	AGRN 1044 - SUPPLIES FOR CUPPA CIRCLE PROGRAM 11-12/09/2024	376.51
INV 30125200	25/09/2024	FOOD SUPPLIES FOR FX SCHOOL HOLIDAY COOKING PROGRAM	227.15
INV 30125324	25/09/2024	FOOD SUPPLIES FOR FX SCHOOL HOLIDAY COOKING PROGRAM	45.98
INV 10158477	26/09/2024	FOOD SUPPLIES FOR FX SCHOOL HOLIDAY COOKING PROGRAM	15.56
INV 30125423	26/09/2024	AGRN 1044 - FOOD SUPPLIES FOR CUPPA CIRCLE PROGRAM 26/09/2024	115.23
INV 30125480	26/09/2024	FOOD SUPPLIES FOR FX SCHOOL HOLIDAY COOKING PROGRAM	197.94
INV 10158590	27/09/2024	AGRN 1044 - FOOD SUPPLIES FOR CUPPA CIRCLE PROGRAM 27/09/2024	199.42
INV 10158610	27/09/2024	FOOD SUPPLIES FOR FX SCHOOL HOLIDAY COOKING PROGRAM	370.70
INV 50171514	30/09/2024	FOOD SUPPLIES FOR FX SCHOOL HOLIDAY COOKING PROGRAM	160.54
<b>EFT60579</b>	<b>04/10/2024</b>	<b>TRAVELWORLD BROOME</b>	<b>2,651.01</b>
INV I000043963	18/09/2024	FLIGHT PTH-DBY RETURN 23-27/09/24 CONTRACTOR, E MOLSON - EHO	1,482.01
INV I000044070	26/09/2024	FLIGHT PTH-DBY RETURN 30/09/24 DIRECTOR COMMUNITY PLANNING	1,169.00
<b>EFT60580</b>	<b>04/10/2024</b>	<b>ABUELITAS SHOP</b>	<b>3,080.00</b>
INV 84230	16/09/2024	HOT MEALS FOR YOUTH PROGRAM 12-14/09/2024	3,080.00
<b>EFT60581</b>	<b>04/10/2024</b>	<b>VISION POWER</b>	<b>288.75</b>
INV 17916	05/09/2024	RECTIFY FAULT AT PLAYGROUND NO POWER TO LIGHT POLE – FX RECREATION CENTRE	288.75
<b>EFT60582</b>	<b>04/10/2024</b>	<b>WESTCOAST BUILDING AND CONSTRUCTION</b>	<b>49,104.00</b>
INV 1848	13/09/2024	SUPPLY AND INSTALL 2X PALISADE SLIDING GATES – FX VISITOR’S CENTRE	49,104.00
<b>EFT60583</b>	<b>04/10/2024</b>	<b>WESTANKS AUSTRALIA PTY LTD</b>	<b>20,020.00</b>
INV 1013693	10/09/2024	SUPPLY & FIT FUEL MANAGEMENT SYSTEM FOR FITZROY CROSSING	20,020.00
<b>EFT60584</b>	<b>04/10/2024</b>	<b>WATTNOW ELECTRICAL</b>	<b>301.95</b>
INV 13416	30/09/2024	REPLACE WP GPO, MATERIALS – DERBY RECREATION CENTRE	301.95
<b>EFT60585</b>	<b>04/10/2024</b>	<b>WANGKI YUPURNANUPURRU RADIO STATION</b>	<b>5,500.00</b>
INV GRANT 2024	25/09/2024	COMMUNITY PROGRAM GRANT - OUTDOOR ACOUSTIC CONCERT	5,500.00
<b>EFT60586</b>	<b>08/10/2024</b>	<b>ACOR CONSULTANTS PTY LTD</b>	<b>6,600.00</b>
INV 102005801	30/09/2024	DELIVERY OF PROJECT MANAGEMENT IN DERBY AND FITZROY CROSSING	6,600.00
<b>EFT60587</b>	<b>08/10/2024</b>	<b>BUCKLEYS EARTHWORKS &amp; PAVING PTY LTD</b>	<b>473,149.60</b>
INV 2825	01/09/2024	AGRN 1044 - RFT T06 2023 - PLANT & LABOUR FLOOD DAMAGE REINSTATEMENT	273,314.80
INV 2830	17/09/2024	AGRN 1044 - RFT T06 2023 FLOOD DAMAGE REINSTATEMENT	199,834.80
<b>EFT60588</b>	<b>08/10/2024</b>	<b>BUILDING AND ENERGY</b>	<b>679.80</b>
INV PERMIT 3009	30/09/2024	BSL - SEPTEMBER 2024	679.80
<b>EFT60589</b>	<b>08/10/2024</b>	<b>BUNUBA ABORIGINAL CORPORATION</b>	<b>3,066.25</b>
INV 1500010922	17/09/2024	INSPECTION & CONSULTATION FOR STAGE 1 YOUTH ZONES PROJECT	3,066.25
<b>EFT60590</b>	<b>08/10/2024</b>	<b>BUNNINGS GROUP LIMITED</b>	<b>1,736.92</b>
INV 2210-99845641	09/08/2024	GARDEN SUPPLIES & SHELVING	1,613.67

INV 2210/99846540	07/09/2024	SUPPLY OF SHOVEL	123.25
<b>EFT60591</b>	<b>08/10/2024</b>	<b>CMT BUILDING WA PTY LTD</b>	<b>6,795.58</b>
INV 1408	26/09/2024	SUPPLY & INSTALL SECURITY SCREENS, FREIGHT – FX ADMIN AND VISITOR'S CENTRE	6,795.58
<b>EFT60592</b>	<b>08/10/2024</b>	<b>DEPARTMENT OF FINANCE</b>	<b>336,836.02</b>
INV 777524	11/06/2024	50 DURACK ST, CAMBALLIN - REMOVE 3 X DONGAS & RELOCATE	84,864.88
INV 777520	11/06/2024	49 DURACK ST , CAMBALLIN - DEMOLITION OF HOUSE ASBESTOS	83,990.38
INV 777519	11/06/2024	15 COLEMAN ST, CAMBALLIN - DEMOLITION OF HOUSE ASBESTOS	83,990.38
INV 777522	11/06/2024	3 FORREST ST, CAMBALLIN - DEMOLITION OF HOUSE ASBESTOS	83,990.38
<b>EFT60593</b>	<b>08/10/2024</b>	<b>MARSH PTY LTD</b>	<b>20,067.30</b>
INV 060-1522500	23/08/2024	EMERGENCY PLANS & DIAGRAMS FOR DONGAS DERBY & FX	20,067.30
<b>EFT60594</b>	<b>08/10/2024</b>	<b>MANAGED IT PTY LTD</b>	<b>55.00</b>
INV 179820	13/09/2024	SHELF FOR RACK IN SERVER ROOM	55.00
<b>EFT60595</b>	<b>08/10/2024</b>	<b>OMNICOM MEDIA GROUP AUSTRALIA PTY LTD</b>	<b>685.74</b>
INV 1780264	30/09/2024	AGRN 1044 - THE WEST AUSTRALIAN - T04-2024/25 - FXWC DEMOBILISATION	685.74
<b>EFT60596</b>	<b>08/10/2024</b>	<b>REMOTE AREA PLUMBING</b>	<b>117,150.00</b>
INV 0488	01/10/2024	AGRN 1044 - SECURITY FENCING - FITZROY SERVICE WORKERS CAMP	117,150.00
<b>EFT60597</b>	<b>08/10/2024</b>	<b>RUSTYS IGA</b>	<b>399.36</b>
INV 011168	05/09/2024	SUPPLIES FOR AEHU TRAVEL – MOSQUITO CAMPAIGN	199.28
INV 017722	17/09/2024	SUPPLIES FOR AEHU TRAVEL – MOSQUITO CAMPAIGN	200.08
<b>EFT60598</b>	<b>11/10/2024</b>	<b>A &amp; B TYRES</b>	<b>825.00</b>
INV 52111	02/09/2024	PUNCTURE REPAIR	45.00
INV 52175	09/09/2024	SUPPLY CENTURY N70LMF BATTERY	200.00
INV 52338	18/09/2024	PUNCTURE REPAIR	30.00
INV 52343	19/09/2024	SUPPLY 5X DYNAMO 165R13 TYRES	550.00
<b>EFT60599</b>	<b>11/10/2024</b>	<b>AERODROME MANAGEMENT SERVICES PTY LTD</b>	<b>28,344.25</b>
INV AMSINV-250349	27/08/2024	PROPOSAL FOR AERODROME COMPLIANCE AUDIT - DERBY & FX	28,344.25
<b>EFT60600</b>	<b>11/10/2024</b>	<b>ABA AUTOMATIC GATES</b>	<b>1,037.00</b>
INV I13317	26/09/2024	SUPPLY 20X NOVA TRANSMITTER, FREIGHT	1,037.00
<b>EFT60601</b>	<b>11/10/2024</b>	<b>BROOME CRETE</b>	<b>2,750.00</b>
INV 51922	10/09/2024	DELIVER PINDAN TO DERBY WASTE FACILITY	2,750.00
<b>EFT60602</b>	<b>11/10/2024</b>	<b>G BISHOPS TRANSPORT SERVICES PTY LTD</b>	<b>940.20</b>
INV B269549	13/09/2024	FREIGHT - 1 PALLET FROM CORSIGN	325.33
INV B270599	20/09/2024	FREIGHT - 3 PALLETS FROM CORSIGN	614.87
<b>EFT60603</b>	<b>11/10/2024</b>	<b>BRIANNA ALTMANN</b>	<b>64.00</b>
INV REIMB0710	07/10/2024	REIMBURSE PURCHASE OF 2X BROOMS & DUST PAN FOR FXVC	64.00

<b>EFT60604</b>	<b>11/10/2024</b>	<b>BP FITZROY CROSSING</b>	<b>5,455.50</b>
INV 00996502	15/08/2024	CATERING FOR FX JUNIOR FOOTBALL HALLS CREEK TRIP	352.00
INV 00999450	21/08/2024	CATERING FOR JUNIPER GUWARDI NGADU SENIORS DAY EVENT	1,183.50
INV 01011187	03/09/2024	CATERING FOR 2024 SKUTTA BLOKE DAY EVENT	1,650.00
INV 01019491	19/09/2024	CATERING FOR FITZROY CROSSING R U OK DAY 2024	2,270.00
<b>EFT60605</b>	<b>11/10/2024</b>	<b>BROOME TOYOTA NORTH WEST MOTOR GROUP</b>	<b>245.56</b>
INV PI13079162	03/10/2024	SUPPLY STEERING RACK BOOT	36.38
INV PI13079182	04/10/2024	SUPPLY VISOR ASSY	209.18
<b>EFT60606</b>	<b>11/10/2024</b>	<b>BUNUBA ABORIGINAL CORPORATION</b>	<b>500.00</b>
INV REIMB0410	04/10/2024	BOND RETURN FOR HIRE OF FX REC CENTRE 18/08/2024	500.00
<b>EFT60607</b>	<b>11/10/2024</b>	<b>CLEANING GARDENING &amp; TREE SERVICES</b>	<b>172.50</b>
INV 157	16/09/2024	CLEANING ROOMS 6, 7 & 8 - 18/08/2024 – FX SHORT STAY UNITS	172.50
<b>EFT60608</b>	<b>11/10/2024</b>	<b>BOC LIMITED</b>	<b>206.63</b>
INV 5006478209	28/09/2024	MONTHLY GAS CYLINDER CHARGES	206.63
<b>EFT60609</b>	<b>11/10/2024</b>	<b>CMT BUILDING WA PTY LTD</b>	<b>1,369.28</b>
INV 1400	25/09/2024	REPAIRS TO SHORT STAY FOLLOWING BREAK-IN, MATERIALS	1,369.28
<b>EFT60610</b>	<b>11/10/2024</b>	<b>COURTNEY COLQUHOUN</b>	<b>155.65</b>
INV REIMB0710	07/10/2024	REIMBURSE PURCHASE OF FUEL FOR 14KW	155.65
<b>EFT60611</b>	<b>11/10/2024</b>	<b>DERBY BUILDING SUPPLIES</b>	<b>1,341.82</b>
INV 570887	12/09/2024	SUPPLY SILICONE & DOOR CLOSER	44.76
INV 571225	17/09/2024	SUPPLY SEALANT	26.18
INV 571248	18/09/2024	SUPPLY KILLRUST SPRAY	23.80
INV 571351	19/09/2024	SUPPLY 2X COIN BATTERY	29.09
INV 571568	24/09/2024	SUPPLY SPRING & KILLRUST SPRAY	26.80
INV 571586	24/09/2024	SUPPLY BREMICK CHAIN	4.13
INV 571665	25/09/2024	SUPPLY KINCROME SCREWDRIVER BITS	33.52
INV 571671	25/09/2024	SUPPLY MILDON COCK 3/4	21.71
INV 571741	26/09/2024	SUPPLY 2X FLAT STEEL BAR	27.14
INV 571742	26/09/2024	SUPPLY MAKITA BLADE	72.64
INV 571754	26/09/2024	SUPPLY HUNTER ICORE POWER MODULE	264.70
INV 571756	26/09/2024	SUPPLY GARDENA PREMIUM TRIGGER GUN	45.90
INV 571815	27/09/2024	SUPPLY DOOR CLOSER	231.71
INV 571852	27/09/2024	SUPPLY SCREWS	11.27
INV 572101	02/10/2024	SUPPLY SIKAFLEX SEALANT	99.36
INV 572113	02/10/2024	SUPPLY BOC MIG WIRE	162.20

INV 572119	02/10/2024	SUPPLY BROOM & GARDENA TRIGGER GUN	67.73
INV 572243	03/10/2024	SUPPLY SIKAFLEX SEALANT	149.18
<b>EFT60612</b>	<b>11/10/2024</b>	<b>DERBY FUELS</b>	<b>186.02</b>
INV 1181232	11/09/2024	73.67L UNLEADED FOR SMALL PLANT USE	186.02
<b>EFT60613</b>	<b>11/10/2024</b>	<b>HARDMAN ENTERPRISES PL T/AS DERBY PLUMBING AND GAS</b>	<b>324.50</b>
INV 28404	01/10/2024	REPLACE BROKEN SPOUT IN FEMALE TOILETS – DERBY RECREATION CENTRE	324.50
<b>EFT60614</b>	<b>11/10/2024</b>	<b>DERBY PROGRESSIVE SUPPLIES</b>	<b>841.96</b>
INV 096821	16/09/2024	SUPPLY WINDOW CLEAN, SANITISER & DISH CLEAN	209.11
INV 096876	16/09/2024	SUPPLY RAGS	195.12
INV 097105	19/09/2024	SUPPLY RAGS	195.12
INV 097938	04/10/2024	SUPPLY 2X 20L TRUCK WASH	242.61
<b>EFT60615</b>	<b>11/10/2024</b>	<b>DERBY HARDWARE MITRE10</b>	<b>733.90</b>
INV 10612468	12/09/2024	SUPPLY BROOM	22.99
INV 10612526	13/09/2024	SUPPLY WET AREA WHITE 300G	24.99
INV 10612527	13/09/2024	SUPPLY TAP ADAPTORS & CONNECTORS	69.92
INV 10612559	13/09/2024	SUPPLY 3X SOX SAVERS	51.00
INV 10612772	17/09/2024	SUPPLY SIKAFLEX SEALANT	77.97
INV 10612840	18/09/2024	SUPPLY QUICK SPRAY GLOSS	11.99
INV 10612849	18/09/2024	SUPPLY WASHERS, NUTS & BOLTS	20.47
INV 10612871	18/09/2024	SUPPLY 12X SADDLE GAL 3/4	14.28
INV 10612921	19/09/2024	SUPPLY MICRO SPRINKLER & ADAPTOR	48.95
INV 10613194	25/09/2024	SUPPLY TUPOINT DRILL & JOBBERS	32.55
INV 10613266	26/09/2024	SUPPLY HOLE SAW	36.98
INV 10613506	30/09/2024	SUPPLY LOCK STUD LOCTITE	16.99
INV 10613525	30/09/2024	SUPPLY JIGSAW BLADE	9.99
INV 10613548	30/09/2024	SUPPLY 6X 5L FUEL CAN	119.94
INV 10613632	02/10/2024	SUPPLY 4X 310ML SIKAFLEX	103.96
INV 10613638	02/10/2024	SUPPLY 32L STORAGE CONTAINER	11.99
INV 10613733	03/10/2024	SUPPLY 4X PVC ELBOW	27.96
INV 10613772	03/10/2024	SUPPLY 5PK WELDCLASS MIGTIP	15.99
INV 10613958	07/10/2024	SUPPLY PVC COUPLING	14.99
<b>EFT60616</b>	<b>11/10/2024</b>	<b>DWA INDUSTRIAL RESOURCES PTY LTD</b>	<b>1,082.14</b>
INV 02023771	30/09/2024	SUPPLY UNDERBODY TOOL BOX, FREIGHT	1,082.14
<b>EFT60617</b>	<b>11/10/2024</b>	<b>ELDERS LIMITED (DERBY BRANCH)</b>	<b>5,438.02</b>
INV IY91129	19/09/2024	SUPPLY 8L BRAKE FLUID	122.42

INV IY91169	24/09/2024	SUPPLY ADBLUE 20L EXHAUST EMISSION CONTROL FLUID	197.02
INV IY91212	26/09/2024	ASSORTMENT OF SPRINKLERS	4,529.00
INV IY91215	26/09/2024	GREASE CARTRIDGES FOR PLANT LUBRICATION	494.98
INV IY91345	04/10/2024	SUPPLY 2X 5L CASTROL OIL	94.60
<b>EFT60618</b>	<b>11/10/2024</b>	<b>ERIC ROSE</b>	<b>1,226.13</b>
INV REIMB1010	10/10/2024	DUPLICATE PAYMENT OF INVOICE 29869 VIA PAYROLL PE08.10.2	1,226.13
<b>EFT60619</b>	<b>11/10/2024</b>	<b>BASS TECHNOLOGY GROUP T/AS FX COMM &amp; AV</b>	<b>13,440.42</b>
INV 8230280	22/07/2024	SUPPLY & INSTALL PARTS TO COMPLETE FX STREET CCTV SYSTEM	13,440.42
<b>EFT60620</b>	<b>11/10/2024</b>	<b>FITZROY HARDWARE PTY LTD</b>	<b>343.60</b>
INV 1006188	09/09/2024	SUPPLY OF CABIN HOOK PINNACLE	16.00
INV 10016187	09/09/2024	SUPPLY OF WATTYL SOLARGARD & ROLLER KIT MINI	67.50
INV 10016257	10/09/2024	5 X 15L WATER BOTTLES	105.00
INV 10016222	10/09/2024	SUPPLY OF UNIPRO FRESH COAT BRUSH	7.30
INV 10016210	10/09/2024	SUPPLY OF TAPE MSK BLUE & MINERAL TURPENTINE	39.80
INV 10016340	12/09/2024	SUPPLY PRIMING FLUID	30.00
INV 10017007	30/09/2024	SUPPLY CHLORINE TABLETS	78.00
<b>EFT60621</b>	<b>11/10/2024</b>	<b>FLUID MANAGEMENT TECHNOLOGY</b>	<b>242.00</b>
INV 2024/2091	09/09/2024	ST1012 SMARTTAG RFID VEHICLE MOUNT TAGS, FREIGHT	242.00
<b>EFT60622</b>	<b>11/10/2024</b>	<b>FITZROY VALLEY ABORIGINAL SPORTING ASS.</b>	<b>500.00</b>
INV REIMB0410	04/10/2024	BOND RETURN FOR HIRE OF FX CANTEEN 18/05 - 29/09/2024	500.00
<b>EFT60623</b>	<b>11/10/2024</b>	<b>FITZROY VALLEY DISTRICT HIGH SCHOOL</b>	<b>1,000.00</b>
INV REIMB0410-1	04/10/2024	BOND RETURN FOR HIRE OF FX REC CENTRE & OVAL 31/07 - 01/08/2024	500.00
INV REIMB0410-2	04/10/2024	BOND RETURN FOR HIRE OF FX REC CENTRE & OVAL 20-22/08/2024	500.00
<b>EFT60624</b>	<b>11/10/2024</b>	<b>HORIZON POWER - ACCOUNT PAYMENTS</b>	<b>8,394.40</b>
INV 570688	03/09/2024	207 STREETLIGHTS FOR 01/08/2024 TO 31/08/2024	4,170.48
INV 574126	11/09/2024	UNIT 2/13 HOLMAN ST, DERBY FOR 29/08/2024 TO 10/09/2024	189.22
INV 570688	01/10/2024	207 STREETLIGHTS FOR 01/09/2024 TO 30/09/2024	4,034.70
<b>EFT60625</b>	<b>11/10/2024</b>	<b>KIMBERLEY CAR HIRE</b>	<b>2,728.00</b>
INV 37	31/08/2024	AGRN 1044 - 31 DAY HIRE OF HILUX 1HDH142	2,728.00
<b>EFT60626</b>	<b>11/10/2024</b>	<b>KIMBERLEY FIRE SYSTEMS</b>	<b>986.79</b>
INV 21301	04/09/2024	MAINTENANCE OF FIRE PROTECTION SYSTEMS - AUGUST 2024	986.79
<b>EFT60627</b>	<b>11/10/2024</b>	<b>LUKE LAWRENCE</b>	<b>193.30</b>
INV REIMB0710	07/10/2024	REIMBURSE SUPPLIES FOR YOUTH CENTRE SCHOOL HOLIDAY EVENT	193.30
<b>EFT60628</b>	<b>11/10/2024</b>	<b>LAND INSIGHTS</b>	<b>19,379.78</b>
INV 2723	30/09/2024	LOCAL PLANNING STRATEGY REVIEW 31/07 - 30/09/2024	19,379.78

<b>EFT60629</b>	<b>11/10/2024</b>	<b>WESTRAC PTY LTD</b>	<b>317.64</b>
INV PI0060210	06/09/2024	SUPPLY SERVICE PARTS, FREIGHT	317.64
<b>EFT60630</b>	<b>11/10/2024</b>	<b>THE DEPARTMENT OF JUSTICE</b>	<b>500.00</b>
INV REIMB0410	04/10/2024	BOND RETURN FOR HIRE OF FX REC CENTRE 11-12/09/2024	500.00
<b>EFT60631</b>	<b>11/10/2024</b>	<b>MOMAR AUSTRALIA PTY LTD</b>	<b>2,728.50</b>
INV 217143	17/09/2024	SUPPLY WORKSHOP CHEMICALS, FREIGHT	2,728.50
<b>EFT60632</b>	<b>11/10/2024</b>	<b>MARRA WORRA WORRA ABORIGINAL CORPORATION</b>	<b>500.00</b>
INV REIMB0410	04/10/2024	BOND RETURN FOR HIRE OF FX COURTS & CANTEEN 22/04 - 25/06/2024	500.00
<b>EFT60633</b>	<b>11/10/2024</b>	<b>NORTHERN FRONTIER FISHING PTY LTD</b>	<b>513.00</b>
INV REIMB0909	09/09/2024	REIMBURSE DUPLICATE PAYMENT OF INVOICE 29245	513.00
<b>EFT60634</b>	<b>11/10/2024</b>	<b>JACKSON SAINTY</b>	<b>177.33</b>
INV REIMB0510	05/10/2024	UTILITY SUBSIDY: POWER FOR 06/08/2024 TO 03/10/2024	177.33
<b>EFT60635</b>	<b>11/10/2024</b>	<b>ORD AGRICULTURAL EQUIPMENT</b>	<b>2,989.90</b>
INV OA18526	12/09/2024	SUPPLY SERVICE PARTS, FREIGHT	2,670.70
INV OA18547	17/09/2024	SUPPLY SEALS & BEARINGS, FREIGHT	319.20
<b>EFT60636</b>	<b>11/10/2024</b>	<b>OFFICE STAR</b>	<b>1,760.00</b>
INV 65045	29/09/2024	SERVICE AGREEMENT FOR RICOH ID #976 - FXFH	1,760.00
<b>EFT60637</b>	<b>11/10/2024</b>	<b>PEARL COAST DISTRIBUTORS</b>	<b>1,332.23</b>
INV SI139855	12/09/2024	ICE CREAM RESTOCK – DERBY SWIMMING POOL	1,332.23
<b>EFT60638</b>	<b>11/10/2024</b>	<b>RECHARGE PETROLEUM</b>	<b>1,353.66</b>
INV 01006993	05/09/2024	SUPPLY 3X 20L TRANSMAX UNIVERSAL LL 75W-90	1,353.66
<b>EFT60639</b>	<b>11/10/2024</b>	<b>RENATA FOURIE</b>	<b>70.79</b>
INV REIMB0410	04/10/2024	REIMBURSE PURCHASE OF FUEL FOR 10KW	70.79
<b>EFT60640</b>	<b>11/10/2024</b>	<b>SE RENTALS PTY LTD</b>	<b>185.90</b>
INV 196140	20/08/2024	DERBY POOL PRINTER - RENTAL CONTRACT RICOH IM C2000	185.90
<b>EFT60641</b>	<b>11/10/2024</b>	<b>CORSIGN WA PTY LTD</b>	<b>10,149.70</b>
INV 88425	12/09/2024	SUPPLY 100X TRAFFIC CONES	1,760.00
INV 88723	19/09/2024	TRAFFIC CONTROL SIGNAGE	7,087.30
INV 88981	04/10/2024	SUPPLY COMMUNITY ROAD SIGNS	1,302.40
<b>EFT60642</b>	<b>11/10/2024</b>	<b>SKIPPERS CLEANING SERVICES</b>	<b>52,882.38</b>
INV 1766	30/09/2024	CLEANING OF SHIRE BUILDINGS - SEPTEMBER 2024 - DERBY	13,200.00
INV 1767	30/09/2024	CLEANING OF SHIRE BUILDINGS - SEPTEMBER 2024 - DERBY	31,502.42
INV 1768	30/09/2024	SANITARY BIN - EXTRA CLEAN X 18 – COLEMAN CENTRE DERBY	495.00
INV 1769	30/09/2024	CLEANING OF VISITOR CENTRE - SEPTEMBER 2024 - DERBY	1,408.00
INV 1770	30/09/2024	CLEANING OF RFDS - SEPTEMBER 2024 - DERBY	5,924.96

INV 1773	30/09/2024	CLEANING OF DONGAS - SEPTEMBER 2024 – DERBY SHORT STAY UNITS	352.00
<b>EFT60643</b>	<b>11/10/2024</b>	<b>TEAO &amp; CO INVESTMENTS PTY LTD</b>	<b>6,188.77</b>
INV A107455	02/10/2024	RATES REFUND FOR ASSESSMENT A107455	2,745.35
INV A900894	02/10/2024	RATES REFUND FOR ASSESSMENT A900894	1,721.35
INV A900901	02/10/2024	RATES REFUND FOR ASSESSMENT A900901	1,722.07
<b>EFT60644</b>	<b>11/10/2024</b>	<b>TELSTRA LIMITED</b>	<b>17,999.23</b>
INV 4275260919	02/09/2024	MOBILE SERVICE - SEPTEMBER 2024	40.00
INV 4174249435	04/09/2024	MOBILE PHONE SERVICES - SEPTEMBER 2024	1,360.16
INV 0463459000	09/09/2024	MAIN LINE BILLINGS - SEPTEMBER 2024	16,010.27
INV 1718873800	27/09/2024	SERVICES AND EQUIPMENT RENTAL TO 19/10/2024	74.94
INV 4275260810	27/09/2024	SATELLITE BILLINGS - SEPTEMBER 2024	513.86
<b>EFT60645</b>	<b>11/10/2024</b>	<b>CLEANAWAY CO PTY LTD</b>	<b>11,179.96</b>
INV 19340427	30/09/2024	BIN COLLECTION - SEPTEMBER 2024	11,179.96
<b>EFT60646</b>	<b>11/10/2024</b>	<b>TARUNDA SUPERMARKET</b>	<b>620.01</b>
INV 10159868	01/10/2024	FOOD SUPPLIES FOR FX SCHOOL HOLIDAY COOKING PROGRAM	209.97
INV 10160075	01/10/2024	FOOD SUPPLIES FOR FX SCHOOL HOLIDAY COOKING PROGRAM	38.29
INV 10160463	02/10/2024	FOOD SUPPLIES FOR FX SCHOOL HOLIDAY COOKING PROGRAM	176.30
INV 10160679	03/10/2024	FOOD SUPPLIES FOR FX SCHOOL HOLIDAY COOKING PROGRAM	195.45
<b>EFT60647</b>	<b>11/10/2024</b>	<b>TOTALLY WORK WEAR - BROOME</b>	<b>150.00</b>
INV 24-00013432	02/09/2024	SUPPLY 10X FOG OFF MULTI WIPES	150.00
<b>EFT60648</b>	<b>11/10/2024</b>	<b>TYREPOWER DERBY</b>	<b>1,500.00</b>
INV 118821	12/09/2024	SUPPLY 26/12.00-16 GALAXY MIGHTY MOW TYRES, FREIGHT	1,500.00
<b>EFT60649</b>	<b>11/10/2024</b>	<b>UR SAFE PTY LTD</b>	<b>4,156.10</b>
INV 22344	24/09/2024	HEAVY DUTY CROC TOP FENCING FOR UNIT 1-3/9 ASHLEY	4,156.10
<b>EFT60650</b>	<b>11/10/2024</b>	<b>CRIBSHEN PTY LTD TAS ATI ENVIRONMENTAL</b>	<b>123,200.00</b>
INV 2219	30/09/2024	DEMOLITION WORKS AT 20 MACDONALD WAY, FITZROY	55,000.00
INV 2220	30/09/2024	CONCRETE WASTE REMOVAL 20 MACDONALD WAY, FITZROY	68,200.00
<b>EFT60651</b>	<b>11/10/2024</b>	<b>VISION POWER</b>	<b>618.75</b>
INV 17956	15/09/2024	REPAIR CARPARK LIGHTS – DERBY CIVIC CENTRE	618.75
<b>EFT60652</b>	<b>11/10/2024</b>	<b>VIZONA PTY LTD</b>	<b>72,740.80</b>
INV 0539	16/09/2024	SUPPLY & DELIVER 50W SOLAR FLOODLIGHTS – SANDFORD ROAD STREET LIGHTING UPGRADE.	72,740.80
<b>EFT60653</b>	<b>11/10/2024</b>	<b>WESTERN AUSTRALIAN FOOTBALL ASSOCIATION</b>	<b>500.00</b>
INV REIMB0410	04/10/2024	BOND RETURN FOR HIRE OF FX REC CENTRE 30/05/2024	500.00
<b>EFT60654</b>	<b>18/10/2024</b>	<b>AIRPORT LIGHTING SPECIALISTS PTY LTD</b>	<b>4,385.59</b>
INV IN26508	20/08/2024	SUPPLY VARIOUS LED ASSEMBLY, FREIGHT	4,385.59

<b>EFT60655</b>	<b>18/10/2024</b>	<b>CENTRAL ANIMAL RECORDS PTY. LTD.</b>	<b>9.95</b>
INV I1938742	30/09/2024	LIFETIME SUBSCRIPTION X5	9.95
<b>EFT60656</b>	<b>18/10/2024</b>	<b>AMANDA DEXTER</b>	<b>870.41</b>
INV REIMB0910	09/10/2024	REIMBURSE PURCHASE OF FUEL FOR 8KW	870.41
<b>EFT60657</b>	<b>18/10/2024</b>	<b>AUSTRALIA POST</b>	<b>162.32</b>
INV 1013476897	03/09/2024	DERBY POSTAGE FOR AUGUST 2024	162.32
<b>EFT60658</b>	<b>18/10/2024</b>	<b>ARAC REFRIGERATION &amp; AIR CONDITIONING</b>	<b>154.00</b>
INV 11226	28/06/2024	INSPECT SERVER ROOM	154.00
<b>EFT60659</b>	<b>18/10/2024</b>	<b>AUSTRALIAN SERVICES UNION</b>	<b>263.00</b>
INV DEDUCTION	08/10/2024	PAYROLL DEDUCTION	263.00
<b>EFT60660</b>	<b>18/10/2024</b>	<b>ALLWEST BUILDING APPROVALS</b>	<b>302.50</b>
INV 10285	03/10/2024	CERTIFICATE OF DESIGN COMPLIANCE FOR BUILDING APPLICATION - 2 ROWELL CT, DERBY SOLAR	302.50
<b>EFT60661</b>	<b>18/10/2024</b>	<b>BROOME CRETE</b>	<b>2,750.00</b>
INV 52479	15/10/2024	DELIVER PINDAN TO DERBY WASTE FACILITY	2,750.00
<b>EFT60662</b>	<b>18/10/2024</b>	<b>BUCKLEYS EARTHWORKS &amp; PAVING PTY LTD</b>	<b>262,088.20</b>
INV 2833	30/09/2024	RFT T06 2023 - ROAD FLOOD DAMAGE REINSTATEMENT 16-29/09/2024	203,470.30
INV 2837	10/10/2024	AGRN 1044 - ROAD FLOOD DAMAGE REINSTATEMENT 30/09 - 13/10/2024	58,617.90
<b>EFT60663</b>	<b>18/10/2024</b>	<b>G BISHOPS TRANSPORT SERVICES PTY LTD</b>	<b>373.38</b>
INV B270159	18/09/2024	FREIGHT - SPORTSWORLD TO POOL	46.65
INV B272785	01/10/2024	FREIGHT - 2 TUBS TO COMMERCIAL KITCHEN HIRE	46.65
INV B272645	04/10/2024	FREIGHT - SIGMA CHEMICALS TO POOL, CORSIGN TO DEPOT	219.79
INV B273389	09/10/2024	FREIGHT - 1 PALLET BOYA EQUIPMENT	60.29
<b>EFT60664</b>	<b>18/10/2024</b>	<b>BP FITZROY CROSSING</b>	<b>618.00</b>
INV 00985380	30/07/2024	AGRN 1044 -CATERING FOR FVFRWG MEETING 30/07/2024	260.00
INV 01022260	26/09/2024	CATERING FOR ORDINARY COUNCIL MEETING 26/09/2024	358.00
<b>EFT60665</b>	<b>18/10/2024</b>	<b>BROOME TOYOTA NORTH WEST MOTOR GROUP</b>	<b>12.94</b>
INV PI13079266	09/10/2024	SUPPLY BRAKE PAD RETAINING CLIPS	12.94
<b>EFT60666</b>	<b>18/10/2024</b>	<b>MARTUWARRA CENTRAL EARTHMOVING PTY LTD</b>	<b>240,764.25</b>
INV 2	30/08/2024	C08-2023/24 MAINTENANCE GRADING AREA 3	71,017.64
INV 3	18/09/2024	C08-2023/24 MAINTENANCE GRADING AREA 3	169,746.61
<b>EFT60667</b>	<b>18/10/2024</b>	<b>CLEANING GARDENING &amp; TREE SERVICES</b>	<b>30,242.15</b>
INV 161	08/10/2024	CLEANING SHIRE BUILDINGS - SEPTEMBER 2024 - FX	30,127.15
INV 162	08/10/2024	CLEANING FX DEPOT DONGAS - SEPTEMBER 2024	115.00
<b>EFT60668</b>	<b>18/10/2024</b>	<b>WA COUNTRY HEALTH SERVICE</b>	<b>620.00</b>
INV N2978940	09/10/2024	OVERSEAS VISITOR - EMERGENCY TRIAGE 4 22/03/2024 - STAFF	620.00

<b>EFT60669</b>	<b>18/10/2024</b>	<b>CITY OF SOUTH PERTH</b>	<b>715.00</b>
INV 7833	10/10/2024	PLANNING CONSULTANCY FEES - SEPTEMBER 2024	715.00
<b>EFT60670</b>	<b>18/10/2024</b>	<b>CIVIC LEGAL</b>	<b>1,076.60</b>
INV 513349	30/09/2024	PROFESSIONAL FEES: PREPARE LEASE TO NGUNGA GROUP WOMEN'S	1,076.60
<b>EFT60671</b>	<b>18/10/2024</b>	<b>CLAY MERRIMAN</b>	<b>303.97</b>
INV REIMB0910	09/10/2024	UTILITY SUBSIDY: WATER FOR 16/07/2024 TO 17/09/2024	303.97
<b>EFT60672</b>	<b>18/10/2024</b>	<b>DEPUTY CHILD SUPPORT REGISTRAR</b>	<b>1,390.53</b>
INV DEDUCTION	08/10/2024	PAYROLL DEDUCTION	1,390.53
<b>EFT60673</b>	<b>18/10/2024</b>	<b>DERBY BUILDING SUPPLIES</b>	<b>2,208.99</b>
INV 571887	27/09/2024	SUPPLY 10X 20L HYDROCHLORIC ACID	656.08
INV 572535	08/10/2024	SUPPLY 3M CABLE CONNECTOR	27.39
INV 572554	08/10/2024	SUPPLY 6X 5L JUG WITH TAP	190.38
INV 572555	08/10/2024	SUPPLY TAPE	10.19
INV 572583	08/10/2024	SUPPLY 4X LED GLOBES	42.58
INV 572589	09/10/2024	SUPPLY GEL NOZZLE	29.31
INV 572770	11/10/2024	SUPPLY 3X KEY KWIKSET	15.00
INV 572930	14/10/2024	SUPPLY HUNTER X-CORE 4 STATION OUTDOOR CONTROLLER	1,087.71
INV 572966	15/10/2024	SUPPLY NUTS, BOLTS & WASHERS	24.38
INV 573002	15/10/2024	SUPPLY STIHL TENSIONER CHAIN	82.03
INV 573004	15/10/2024	SUPPLY 2X 300G AEROSOL	43.94
<b>EFT60674</b>	<b>18/10/2024</b>	<b>DERBY 4X4 &amp; MARINE</b>	<b>226.42</b>
INV 37704-60040	04/10/2024	SUPPLY ALTERNATOR BEARING	25.65
INV 37733-60071	08/10/2024	SUPPLY OIL FILTER & STRUT	200.77
<b>EFT60675</b>	<b>18/10/2024</b>	<b>DERBY FUELS</b>	<b>5,353.00</b>
INV 280804	05/10/2024	CATERING FOR CEO FAREWELL 04/10/2024	2,573.00
INV 281295	11/10/2024	CATERING - COMMUNITY ENGAGEMENT - KUPINGARI & CAMBALLIN	2,255.00
INV 281440	15/10/2024	CATERING FOR STAFF MEETING 14/10/2024	525.00
<b>EFT60676</b>	<b>18/10/2024</b>	<b>DERBY FIREARM SUPPLIES</b>	<b>268.00</b>
INV 1283	09/10/2024	SUPPLY JOCKEY WHEEL	268.00
<b>EFT60677</b>	<b>18/10/2024</b>	<b>DIVERSITY IN TRAINING</b>	<b>18,678.00</b>
INV 0096	30/09/2024	PROVISION OF FINANCE SUPPORT & MENTORING - SEPTEMBER 2024	18,678.00
<b>EFT60678</b>	<b>18/10/2024</b>	<b>LANDGATE (WA LAND INFORMATION AUTHORITY)</b>	<b>27.15</b>
INV 397431	26/09/2024	MINIMUM CHARGE - MINING TENEMENT SCHEDULE M2024/09	27.15
<b>EFT60679</b>	<b>18/10/2024</b>	<b>DERBY SPORTSMEN'S CLUB INC</b>	<b>13,750.00</b>
INV 2031	09/10/2024	2ND QUARTER 2025 GOLF COURSE MAINTENANCE	13,750.00

<b>EFT60680</b>	<b>18/10/2024</b>	<b>DERBY PROGRESSIVE SUPPLIES</b>	<b>2,126.71</b>
INV 096624	12/09/2024	SUPPLY HAND TOWEL, TOILET PAPER & URINAL MAT	433.08
INV 098133	08/10/2024	SUPPLY TOILET PAPER & HAND TOWELS	1,693.63
<b>EFT60681</b>	<b>18/10/2024</b>	<b>DERBY HARDWARE MITRE10</b>	<b>310.00</b>
INV 10614096	09/10/2024	PGP-04 ULTRA SPRINKLERS, PGP-04 ULTRA SPRINKLERS	310.00
<b>EFT60682</b>	<b>18/10/2024</b>	<b>DUN DIRECT PTY LTD</b>	<b>25,722.79</b>
INV 01128321	02/10/2024	4000L DIESEL TO FX DEPOT	7,540.81
INV 01131070	09/10/2024	9800L DIESEL TO DEPOT	18,181.98
<b>EFT60683</b>	<b>18/10/2024</b>	<b>DWA INDUSTRIAL RESOURCES PTY LTD</b>	<b>469.43</b>
INV 02023773	01/10/2024	REPAIR SOCCER GOALS X4, CONSUMABLES	469.43
<b>EFT60684</b>	<b>18/10/2024</b>	<b>ELDERS LIMITED (DERBY BRANCH)</b>	<b>3,952.53</b>
INV IY91074	13/09/2024	SWAP 9KG GAS BOTTLE	171.00
INV IY91415	10/10/2024	SUPPLY CASTROL 205L VECTON & 208L EDGE	3,781.53
<b>EFT60685</b>	<b>18/10/2024</b>	<b>FITZROY HARDWARE PTY LTD</b>	<b>105.00</b>
INV 10017236	03/10/2024	SUPPLY 5X 15L WATER	105.00
<b>EFT60686</b>	<b>18/10/2024</b>	<b>THE FITZROY RIVER LODGE</b>	<b>838.40</b>
INV 363967	02/10/2024	CATERING FOR WET SEASON PREPAREDNESS MEETING 01/10/2024	838.40
<b>EFT60687</b>	<b>18/10/2024</b>	<b>GREENFIELD TECHNICAL SERVICES</b>	<b>19,289.93</b>
INV 4202	31/08/2024	AGRN 1044 - CONSTRUCTION MANAGEMENT 1 - AUGUST 2024	12,101.98
INV 4203	31/08/2024	AGRN 1044 - FLOOD DAMAGE REINSTATEMENT 3 - AUGUST 2024	4,046.35
INV 4215	31/08/2024	ENGINEERING DESIGN OF PROPOSED UPGRADE TO FLOODWAY	3,141.60
<b>EFT60688</b>	<b>18/10/2024</b>	<b>GOONİYANDI ABORIGINAL CORPORATION RNTBC</b>	<b>21,653.57</b>
INV 0382	31/08/2024	AGRN 1044 - EMERGENCY PREPAREDNESS WORK WE 07/08/2024	5,075.97
INV 0383	31/08/2024	AGRN 1044 - EMERGENCY PREPAREDNESS WORK WE 14/08/2024	5,162.27
INV 0384	31/08/2024	AGRN 1044 - EMERGENCY PREPAREDNESS WORK WE 21/08/2024	5,154.64
INV 0385	31/08/2024	AGRN 1044 - EMERGENCY PREPAREDNESS WORK WE 28/08/2024	6,260.69
<b>EFT60689</b>	<b>18/10/2024</b>	<b>HOATH REFRIGERATION &amp; AIRCONDITIONING</b>	<b>17,975.98</b>
INV 4406	07/10/2024	SUPPLY & INSTALL DAIKIN AIR CONDITIONERS – 14 BLOODWOOD, 16 BLOODWOOD, 13A HOLMAN, 13B HOLMAN, 8 KURRAJONG LOOP	17,975.98
<b>EFT60690</b>	<b>18/10/2024</b>	<b>HULLS DIESEL SERVICES PTY LTD</b>	<b>4,868.17</b>
INV 0112	16/09/2024	FX SERVICE WORKERS CAMP GENERATOR SERVICE	4,868.17
<b>EFT60691</b>	<b>18/10/2024</b>	<b>HORIZON POWER - ACCOUNT PAYMENTS</b>	<b>272.98</b>
INV 551727	23/09/2024	20 MIMOSA ST, DERBY FOR 03/08/2024 TO 20/09/2024	272.98
<b>EFT60692</b>	<b>18/10/2024</b>	<b>HERSEY'S SAFETY PTY LTD</b>	<b>614.90</b>
INV S50731	14/10/2024	ASSORTMENT OF PPE & CONSUMABLES FOR WORKSHOP	614.90
<b>EFT60693</b>	<b>18/10/2024</b>	<b>JILA PLUMBING</b>	<b>541.26</b>

INV 6254	05/10/2024	REPLACE REGULATOR FOR GAS SUPPLY, MATERIALS	541.26
<b>EFT60694</b>	<b>18/10/2024</b>	<b>JASON SIGNMAKERS</b>	<b>118.46</b>
INV 41588	15/10/2024	SUPPLY CUSTOM STREET BLADE DOUBLE SIDED & BRACKETS	118.46
<b>EFT60695</b>	<b>18/10/2024</b>	<b>KIMBERLEY ABORIGINAL LAW &amp; CULTURE CENTRE A/C</b>	<b>102.85</b>
INV A300515	16/10/2024	RATES REFUND FOR ASSESSMENT A300515	102.85
<b>EFT60696</b>	<b>18/10/2024</b>	<b>KIMBERLEY CAR HIRE</b>	<b>8,888.00</b>
INV 164	29/09/2024	30 DAY HIRE OF HILUX 1HUW333 & 1HAE358	6,600.00
INV 167	29/09/2024	26 DAY HIRE OF HILUX 1HDH142	2,288.00
<b>EFT60697</b>	<b>18/10/2024</b>	<b>KMART AUSTRALIA LIMITED</b>	<b>434.00</b>
INV 050287	06/09/2024	ACTIVITY SUPPLIES FOR DMSP JUNIOR SCHOOL HOLIDAY PROGRAM	434.00
<b>EFT60698</b>	<b>18/10/2024</b>	<b>KIMBERLEY HIRE</b>	<b>2,420.00</b>
INV KH6592	31/08/2024	LONG TABLE DINNER - BOAB FESTIVAL - EQUIPMENT HIRE	2,420.00
<b>EFT60699</b>	<b>18/10/2024</b>	<b>TUFFY'S PTY LTD T/A KIMBERLEY WASHROOM SERVICES</b>	<b>640.00</b>
INV 10562	20/09/2024	SUPPLY & SERVICE SANITARY DISPOSAL UNITS - 4 WEEKLY FEE	640.00
<b>EFT60700</b>	<b>18/10/2024</b>	<b>LIZ MOYLAN</b>	<b>20.00</b>
INV REIMB0410	04/10/2024	LAUNDRY DETERGENT FOR CONSULTANT ACCOMMODATION	20.00
<b>EFT60701</b>	<b>18/10/2024</b>	<b>MAXXIA PTY LTD</b>	<b>4,617.78</b>
INV DEDUCTION	08/10/2024	PAYROLL DEDUCTION	2,218.57
INV DEDUCTION	08/10/2024	PAYROLL DEDUCTION	2,332.53
INV DEDUCTION	08/10/2024	PAYROLL DEDUCTION	66.68
<b>EFT60702</b>	<b>18/10/2024</b>	<b>RM SURVEYS PTY LTD (RM MAKJAP)</b>	<b>4,620.00</b>
INV 40638	31/08/2024	WASTE MANAGEMENT FACILITY SURVEYS - CONTOUR SURVEY FX	4,620.00
<b>EFT60703</b>	<b>18/10/2024</b>	<b>MARIA O'CONNELL</b>	<b>332.31</b>
INV REIMB0710	07/10/2024	UTILITY SUBSIDY: POWER FOR 17/07/2024 TO 17/09/2024 & WATER	332.31
<b>EFT60704</b>	<b>18/10/2024</b>	<b>AUSTRALIAN INSTITUTE OF MANAGEMENT EDUCATION AND TRAINING</b>	<b>3,341.25</b>
INV 248274	03/10/2024	GIVING AND RECEIVING FEEDBACK COURSE 30/09/2024	3,341.25
<b>EFT60705</b>	<b>18/10/2024</b>	<b>OMNICOM MEDIA GROUP AUSTRALIA PTY LTD</b>	<b>735.26</b>
INV 1780263	30/09/2024	BROOME ADVERTISER - MAINTENANCE OF SOLAR ENERGY SYSTEMS	282.37
INV 1780265	30/09/2024	WEST AUSTRALIAN - MAINTENANCE OF SOLAR ENERGY SYSTEMS	452.89
<b>EFT60706</b>	<b>18/10/2024</b>	<b>MCLEODS LAWYERS</b>	<b>2,280.63</b>
INV 141072	30/08/2024	LEGAL FEES RELATING TO DOG ATTACK.	1,413.28
INV 141243	30/09/2024	DOG ACT PROSECUTION	867.35
<b>EFT60707</b>	<b>18/10/2024</b>	<b>MRA CONSULTING GROUP</b>	<b>8,475.02</b>
INV 258585	30/09/2024	UPDATE LANDFILL CLOSURE PLANS	8,475.02
<b>EFT60708</b>	<b>18/10/2024</b>	<b>MARK CHADWICK</b>	<b>87.00</b>

INV REIMB1009	10/09/2024	REIMBURSE WORKING WITH CHILDREN CHECK	87.00
<b>EFT60709</b>	<b>18/10/2024</b>	<b>NERALIE MIDDLETON</b>	<b>50.00</b>
INV REIMB0810	08/10/2024	BOND RETURN FOR HIRE OF CAT TRAP 17/09/2024	50.00
<b>EFT60710</b>	<b>18/10/2024</b>	<b>NITRO INC</b>	<b>10,212.42</b>
INV 26650	19/09/2024	PDF PRODUCTIVITY - 3 YEAR	10,212.42
<b>EFT60711</b>	<b>18/10/2024</b>	<b>THINK WATER BROOME</b>	<b>1,579.29</b>
INV 24-00010538	12/10/2024	SUPPLY 3 STATION MODULE FOR RAINBIRD ESP CONT. & DECODERS	1,579.29
<b>EFT60712</b>	<b>18/10/2024</b>	<b>NORWESCOM TELECOMMUNICATIONS</b>	<b>404.80</b>
INV 56022	04/10/2024	ALARM MONITORING - OCT, NOV, DEC 2024	202.40
INV 56021	04/10/2024	ALARM MONITORING FXVC - OCT, NOV, DEC 2024	202.40
<b>EFT60713</b>	<b>18/10/2024</b>	<b>BROOME TIME RESORT</b>	<b>257.00</b>
INV 136109	26/09/2024	ACCOMMODATION - ABORIGINAL ENGAGEMENT MANAGER 26/09/2024	257.00
<b>EFT60714</b>	<b>18/10/2024</b>	<b>IXOM</b>	<b>627.44</b>
INV 6843138	31/07/2024	CHLORINE GAS CYLINDER HIRE FEE - JULY 2024	211.42
INV 6855153	31/08/2024	CHLORINE GAS CYLINDER HIRE FEE - AUGUST 2024	211.42
INV 6868089	30/09/2024	CHLORINE GAS CYLINDER HIRE FEE - SEPTEMBER 2024	204.60
<b>EFT60715</b>	<b>18/10/2024</b>	<b>PAUL ANTHONY BICKERTON</b>	<b>530.02</b>
INV TRAVEL1410	14/10/2024	TRAVEL CLAIM: DERBY - FX RETURN 26/09/2024 OCM	530.02
<b>EFT60716</b>	<b>18/10/2024</b>	<b>C PLUMMER, T PLUMMER &amp; PERKS INDUSTRIES PTY LTD</b>	<b>6,050.00</b>
INV 0017	01/10/2024	117 ROWAN STREET RENT 4 WEEKS	6,050.00
<b>EFT60717</b>	<b>18/10/2024</b>	<b>RAY WHITE DERBY</b>	<b>18.02</b>
INV 20833	04/10/2024	33 KNOWSLEY STREET EAST WATER 11/09 - 19/09/2024	18.02
<b>EFT60718</b>	<b>18/10/2024</b>	<b>HARVEY NORMAN BROOME</b>	<b>299.90</b>
INV 306292	06/09/2024	UNIDEN UH45 0.5 3KM UHF RADIO	299.90
<b>EFT60719</b>	<b>18/10/2024</b>	<b>RFF PTY LTD</b>	<b>4,218.50</b>
INV I001377	30/09/2024	FITZROY CROSSING LAND & HOUSING ANALYSIS	4,218.50
<b>EFT60720</b>	<b>18/10/2024</b>	<b>E &amp; MJ ROSHER PTY LTD</b>	<b>90.44</b>
INV 1482589	08/10/2024	SUPPLY HORN, FREIGHT	90.44
<b>EFT60721</b>	<b>18/10/2024</b>	<b>RUSTYS IGA</b>	<b>719.71</b>
INV 011037	24/09/2024	SUPPLIES FOR JUNIOR SCHOOL HOLIDAY PROGRAM WEEK 1	229.09
INV 025077	26/09/2024	SUPPLIES FOR JUNIOR SCHOOL HOLIDAY PROGRAM WEEK 1	140.25
INV 014284	30/09/2024	SUPPLIES FOR JUNIOR SCHOOL HOLIDAY PROGRAM WEEK 2	201.55
INV 015917	03/10/2024	SUPPLIES FOR JUNIOR SCHOOL HOLIDAY PROGRAM WEEK 2	148.82
<b>EFT60722</b>	<b>18/10/2024</b>	<b>ROWAN SCOTT</b>	<b>33.50</b>
INV REIMB3008	30/08/2024	ANTISEPTIC SPRAY & BLEACH FOR THE POUND	33.50

<b>EFT60723</b>	<b>18/10/2024</b>	<b>SARAH DE JONG</b>	<b>403.68</b>
INV REIMB0910-1	09/10/2024	REIMBURSE PURCHASE OF ICE FOR OCM 26/09/2024	13.00
INV REIMB0910-2	09/10/2024	UTILITY SUBSIDY: POWER FOR 06/08/2024 TO 03/10/2024	390.68
<b>EFT60724</b>	<b>18/10/2024</b>	<b>ST JOHN AMBULANCE BROOME</b>	<b>3,934.43</b>
INV FAINV01235692	14/10/2024	FIRST AID SERVICING 2024-25 6 MONTHLY	3,934.43
<b>EFT60725</b>	<b>18/10/2024</b>	<b>BRADY AUSTRALIA PTY LTD TAS SETON AUSTRALIA</b>	<b>771.63</b>
INV 9357255612	26/09/2024	SUPPLY BARRICADE TAPE, FREIGHT	60.97
INV 935266234	27/09/2024	SUPPLY 2X HEAVY DUTY CARPET, FREIGHT	710.66
<b>EFT60726</b>	<b>18/10/2024</b>	<b>TRAVIS HAYTO INVESTMENTS TAS SOCO STUDIOS</b>	<b>3,643.75</b>
INV 5875	28/09/2024	SOCIAL MEDIA MANAGEMENT - SEPTEMBER 2024	3,643.75
<b>EFT60727</b>	<b>18/10/2024</b>	<b>TELSTRA LIMITED</b>	<b>14,586.43</b>
INV 4275260919	02/10/2024	MOBILE SERVICE - OCTOBER 2024	40.00
INV 4174249435	04/10/2024	MOBILE PHONE SERVICES - OCTOBER 2024	1,074.63
INV 0463459000	09/10/2024	MAIN LINE BILLINGS - OCTOBER 2024	13,471.80
<b>EFT60728</b>	<b>18/10/2024</b>	<b>TAHLIA-LEIGH STORER</b>	<b>274.98</b>
INV REIMB1110	11/10/2024	REIMBURSE PURCHASE OF SANTA COSTUME FOR FX YOUTH	274.98
<b>EFT60729</b>	<b>18/10/2024</b>	<b>TAMEIKA JOHANSON-HOUCHEN</b>	<b>840.05</b>
INV REIMB1410-1	14/10/2024	REIMBURSE PURCHASE OF ART & CRAFT SUPPLIES	440.00
INV REIMB1410-2	14/10/2024	REIMBURSE PURCHASE OF FOOD SUPPLIES FOR YOUTH PROGRAM	400.05
<b>EFT60730</b>	<b>18/10/2024</b>	<b>TANEISHA TAYLOR</b>	<b>620.02</b>
INV REIMB0810	08/10/2024	REIMBURSE EXPENSES DOT TRAINING 16-20/10/2023	620.02
<b>EFT60731</b>	<b>18/10/2024</b>	<b>TARUNDA SUPERMARKET</b>	<b>2,524.55</b>
INV 50170535	16/09/2024	AGRN 1044 - FOOD SUPPLIES FOR FVFRWG MEETING 17/09/2024	899.93
INV 10159864	01/10/2024	AGRN 1044 - FOOD SUPPLIES FOR CUPPA CIRCLE PROGRAM 01/10/2024	143.91
INV 30126700	01/10/2024	AGRN 1044 - FOOD SUPPLIES FOR CUPPA CIRCLE PROGRAM 02/10/2024	97.21
INV 30126772	02/10/2024	FOOD SUPPLIES FOR FX SCHOOL HOLIDAY COOKING PROGRAM	142.38
INV 10160657	03/10/2024	AGRN 1044 - FOOD SUPPLIES FOR CUPPA CIRCLE PROGRAM 03/10/2024	168.03
INV 10160888	03/10/2024	FOOD SUPPLIES FOR FX SCHOOL HOLIDAY COOKING PROGRAM	83.30
INV 30127473	04/10/2024	FOOD SUPPLIES FOR FX SCHOOL HOLIDAY COOKING PROGRAM	36.00
INV 40191017	04/10/2024	FOOD SUPPLIES FOR FX SCHOOL HOLIDAY COOKING PROGRAM	239.97
INV 30127432	04/10/2024	FOOD SUPPLIES FOR FX SCHOOL HOLIDAY COOKING PROGRAM	65.29
INV 10163755	11/10/2024	SUPPLIES FOR FX YOUTH PROGRAM DINNER 12/10/2024	242.61
INV 10164104	12/10/2024	SUPPLIES FOR FX YOUTH PROGRAM DINNER 11/10/2024	239.86
INV 10164344	14/10/2024	FOOD SUPPLIES FOR ALL STAFF MEETING 14/10/2024	91.30
INV 30129664	14/10/2024	FOOD SUPPLIES FOR FX YOUTH PROGRAM COMMUNITY DISCOS	74.76

<b>EFT60732</b>	<b>18/10/2024</b>	<b>THIRD SPACE INDIGENOUS CORPORATION</b>	<b>12,375.00</b>
INV 0114	01/10/2024	AGRN 1044 - HIRE OF TRITON X3 - SEPTEMBER 2024	12,375.00
<b>EFT60733</b>	<b>18/10/2024</b>	<b>TRAVELWORLD BROOME</b>	<b>540.18</b>
INV 1000044199	08/10/2024	CAR HIRE 07/09/2024 ENVIRONMENTAL HEALTH TECHNICAL OFFICER	540.18
<b>EFT60734</b>	<b>18/10/2024</b>	<b>TOTALLY WORK WEAR - BROOME</b>	<b>742.40</b>
INV 24-00014588	01/10/2024	SUPPLY PPE	742.40
<b>EFT60735</b>	<b>18/10/2024</b>	<b>TYREPOWER DERBY</b>	<b>3,158.00</b>
INV 119942	09/10/2024	SUPPLY 4X TOYO LT265/70R17 TYRES	1,972.00
INV 119952	11/10/2024	SUPPLY 2X HIFLY 155R13C TYRES	250.00
INV 119957	11/10/2024	WHEEL ALIGNMENT	140.00
INV 119961	14/10/2024	SUPPLY 2X MAXXIS LT235/85R16 TYRES	796.00
<b>EFT60736</b>	<b>18/10/2024</b>	<b>VISION POWER</b>	<b>5,397.04</b>
INV 18036	03/10/2024	WORKS AT DERBY REC CENTRE TO REINSTATE PUBLIC LIGHTING	481.25
INV 18044	04/10/2024	DISCONNECT LIGHT ON TRIPPED CIRCUIT – DERBY AIRPORT	137.50
INV 18045	04/10/2024	REPAIR & REPLACE VARIOUS LIGHTS & COMPONENTS, MATERIALS – DERBY CIVIC CENTRE	594.66
INV 18054	04/10/2024	RECTIFY FITZROY AIRPORT LIGHTING ISSUES	1,323.30
INV 18056	04/10/2024	LIGHTING INSTALLATION NICHOLSON SQUARE OVAL CHANGEROOMS	2,860.33
<b>EFT60737</b>	<b>18/10/2024</b>	<b>WEST KIMBERLEY AUTO ELECTRICAL</b>	<b>83.50</b>
INV 15034	04/10/2024	6203 BEARINGS FOR EDGER MACHINE	49.50
INV 15059	09/10/2024	SUPPLY HEATSHRINK	34.00
<b>EFT60738</b>	<b>18/10/2024</b>	<b>WURTH AUSTRALIA PTY LTD</b>	<b>1,167.34</b>
INV 4321111573	19/09/2024	ASSORTED TOOLS & CONSUMABLES FOR WORKSHOP	1,167.34
<b>EFT60739</b>	<b>25/10/2024</b>	<b>ALPHA DIVISION SECURITY SERVICES</b>	<b>7,392.00</b>
INV SDWK0049	22/10/2024	SECURITY SERVICES - FX WORKERS CAMP	7,392.00
<b>EFT60740</b>	<b>25/10/2024</b>	<b>AERODROME MANAGEMENT SERVICES PTY LTD</b>	<b>8,635.00</b>
INV AMSINV-250571	02/10/2024	ANNUAL TECHNICAL INSPECTION - DERBY AIRPORT	8,635.00
<b>EFT60741</b>	<b>25/10/2024</b>	<b>ALFORD CONTRACTING</b>	<b>1,287.00</b>
INV 1267	21/10/2024	SUPPLY & INSTALL L-HANDLES TO SWITCHBOARD CABINETS – PRESIDENT’S OFFICE, DERBY REC CENTRE, JETTY PUBLIC TOILETS	1,287.00
<b>EFT60742</b>	<b>25/10/2024</b>	<b>ALTHAM PLUMBING</b>	<b>12,872.78</b>
INV 18372	16/10/2024	SUPPLY & FIT 50X32-160 MOTOR PUMP – DERBY AIRPORT BORE TANK	7,980.06
INV 18374	16/10/2024	ASSORTMENT OF SPRINKLERS, VALVES AND SUNDRY PARTS	4,892.72
<b>EFT60743</b>	<b>25/10/2024</b>	<b>AUSTRALIA POST</b>	<b>2,172.23</b>
INV 1013544642	03/10/2024	DERBY POSTAGE FOR SEPTEMBER 2024	2,172.23
<b>EFT60744</b>	<b>25/10/2024</b>	<b>AUSTRALIAN SERVICES UNION</b>	<b>263.00</b>
INV DEDUCTION	22/10/2024	PAYROLL DEDUCTION	263.00

<b>EFT60745</b>	<b>25/10/2024</b>	<b>AUSCOINSWEST</b>	<b>288.20</b>
INV 3562	22/07/2024	SUPPLY 250X SOUVENIR COINS	288.20
<b>EFT60746</b>	<b>25/10/2024</b>	<b>BRETT ANGWIN</b>	<b>1,696.06</b>
INV ALLOW3110	31/10/2024	OCTOBER 2024 COUNCILLOR FEE & ALLOWANCE	1,696.06
<b>EFT60747</b>	<b>25/10/2024</b>	<b>BRIAN ELLISON</b>	<b>1,696.06</b>
INV ALLOW3110	31/10/2024	OCTOBER 2024 COUNCILLOR FEE & ALLOWANCE	1,696.06
<b>EFT60748</b>	<b>25/10/2024</b>	<b>BUCKLEYS EARTHWORKS &amp; PAVING PTY LTD</b>	<b>366,280.44</b>
INV 2835	06/10/2024	MRDWA ORPHAN ROADS PROJECT 2023-2024 C09	156,048.21
INV 2838	13/10/2024	MRDWA ORPHAN ROADS PROJECT 2023-2024 C09	210,232.23
<b>EFT60749</b>	<b>25/10/2024</b>	<b>BOOEASY PTY LTD</b>	<b>493.90</b>
INV 24962	06/09/2024	BOOKINGS MONTHLY FEE - AUG 2024	493.90
<b>EFT60750</b>	<b>25/10/2024</b>	<b>G BISHOPS TRANSPORT SERVICES PTY LTD</b>	<b>45.94</b>
INV B275036	16/10/2024	FREIGHT - PO 83939 JASON SIGN MAKER	45.94
<b>EFT60751</b>	<b>25/10/2024</b>	<b>OFFICE NATIONAL BROOME ( THE BOSS SHOP)</b>	<b>473.05</b>
INV 1099776	30/09/2024	COPY COUNT CHARGES 2690 KONICA & 3185 CANON SEPTEMBER 2024	473.05
<b>EFT60752</b>	<b>25/10/2024</b>	<b>BP FITZROY CROSSING</b>	<b>238.05</b>
INV 00985381	30/07/2024	AGRN 1044 - FUEL TO ATTEND FVFRWG MEETING 30/07/2024	150.05
INV 01015123	17/09/2024	AGRN 1044 -CATERING FOR FVFRWG MEETING - WANGKATJUNGKA COMMUNITY	88.00
<b>EFT60753</b>	<b>25/10/2024</b>	<b>GLASS CO KIMBERLEY</b>	<b>391.60</b>
INV 103032	19/09/2024	RE-GLAZE EXECUTIVE ENTRANCE DOOR	391.60
<b>EFT60754</b>	<b>25/10/2024</b>	<b>CIVIC LEGAL</b>	<b>2,787.57</b>
INV 513338	30/09/2024	DERBY AIRPORT LEASE AREAS 6 AND 11 - RECHARGE FUELS	2,787.57
<b>EFT60755</b>	<b>25/10/2024</b>	<b>WINC</b>	<b>2,048.33</b>
INV 9046125586	04/09/2024	STATIONERY ITEMS FOR ALL DEPARTMENTS	154.51
INV 9046315492	01/10/2024	STATIONERY ITEMS FOR ALL DEPARTMENTS & FREIGHT	1,436.15
INV 9046317263	02/10/2024	STATIONERY ITEMS FOR ALL DEPARTMENTS	213.91
INV 9046325734	02/10/2024	STATIONERY ITEMS FOR ALL DEPARTMENTS, FREIGHT	210.30
INV 9046327649	03/10/2024	STATIONERY ITEMS FOR ALL DEPARTMENTS	33.46
<b>EFT60756</b>	<b>25/10/2024</b>	<b>DEPUTY CHILD SUPPORT REGISTRAR</b>	<b>276.17</b>
INV DEDUCTION	22/10/2024	PAYROLL DEDUCTION	276.17
<b>EFT60757</b>	<b>25/10/2024</b>	<b>CATALYST IT AUSTRALIA PTY LTD</b>	<b>792.00</b>
INV 0523	01/10/2024	KOHA HOSTING - OCT, NOV, DEC 2024	792.00
<b>EFT60758</b>	<b>25/10/2024</b>	<b>DERBY BUILDING SUPPLIES</b>	<b>721.93</b>
INV 573109	17/10/2024	SUPPLY WELDCASS TIP CLEANER	14.99
INV 573136	17/10/2024	SUPPLY ANGLE STEEL	214.80

INV 573197	18/10/2024	SUPPLY MAKITA CAULKING GUN	459.00
INV 573198	18/10/2024	SUPPLY POWER GRIP ALL PLASTICS 3ML	10.40
INV 573320	21/10/2024	SUPPLY SCREWS	11.36
INV 573327	21/10/2024	SUPPLY BATTERIES	11.38
<b>EFT60759</b>	<b>25/10/2024</b>	<b>DERBY BUS SERVICE PTY LTD</b>	<b>77.00</b>
INV 22874	30/09/2024	FREIGHT - SEPTEMBER 2024	77.00
<b>EFT60760</b>	<b>25/10/2024</b>	<b>DERBY 4X4 &amp; MARINE</b>	<b>1,012.11</b>
INV 37833-60115	18/10/2024	SUPPLY STEERING RACK PARTS, FREIGHT	522.57
INV 37835-60192	18/10/2024	SUPPLY REAR SWAY BAR LINK	93.50
INV 37850-60204	21/10/2024	SUPPLY CENTURY BATTERY	331.69
INV 37855-60154	21/10/2024	SUPPLY METAL LOCKING FUEL CAP	64.35
<b>EFT60761</b>	<b>25/10/2024</b>	<b>DERBY FUELS</b>	<b>1,078.04</b>
INV 274720	23/07/2024	CATERING – PIES – DERBY YOUTH PROGRAM	900.00
INV 1191449	16/10/2024	SUPPLY 74.34L UNLEADED FOR SMALL PLANT USE	178.04
<b>EFT60762</b>	<b>25/10/2024</b>	<b>LANDGATE (WA LAND INFORMATION AUTHORITY)</b>	<b>364.00</b>
INV 398074	18/10/2024	MINIMUM CHARGE - MINING TENEMENT SCHEDULE M2024/10	18.10
INV 398131	21/10/2024	VALUATION ROLLS - MINIMUM CHARGE GRV ROLL	172.95
INV 398132	21/10/2024	VALUATION ROLL - DFES ROLL	172.95
<b>EFT60763</b>	<b>25/10/2024</b>	<b>DERBY PROGRESSIVE SUPPLIES</b>	<b>686.89</b>
INV 097531	27/09/2024	SUPPLY COFFEE – DERBY ADMIN BUILDING	686.89
<b>EFT60764</b>	<b>25/10/2024</b>	<b>DERBY REGIONAL HOSPITAL (WA COUNTRY HEALTH SERVICE)</b>	<b>379.00</b>
INV N3249621	18/10/2024	PRE-EMPLOYMENT MEDICAL FOR RECOVERY OFFICER	379.00
<b>EFT60765</b>	<b>25/10/2024</b>	<b>DERBY HARDWARE MITRE10</b>	<b>400.51</b>
INV 10614531	17/10/2024	SUPPLY 3X QUICKSPRAY GLOSS	35.97
INV 10614608	18/10/2024	SUPPLY 18V B/LESS ANGLE GRINDER	299.00
INV 10614784	22/10/2024	SUPPLY RIVETS, HASP & STAPLE	25.97
INV 10614785	22/10/2024	SUPPLY 3X HASP & STAPLE	20.97
INV 10614890	23/10/2024	SUPPLY 10X 1/2 BUNG	18.60
<b>EFT60766</b>	<b>25/10/2024</b>	<b>RONNIE JIMBIDEE</b>	<b>500.00</b>
INV SITTING FEES-2210	22/10/2024	AGRN 1044 - FVFRWG SITTING FEES - 22/10/2024	500.00
<b>EFT60767</b>	<b>25/10/2024</b>	<b>ELDERS LIMITED (DERBY BRANCH)</b>	<b>59.01</b>
INV IY91569	22/10/2024	SUPPLY 20KG POULTRY MIX & LAYER CRUMBLE	59.01
<b>EFT60768</b>	<b>25/10/2024</b>	<b>DEPARTMENT OF FIRE AND EMERGENCY SERVICES.</b>	<b>9,731.66</b>
INV 158176	11/10/2024	2024/25 ESL INCOME LOCAL GOVERNMENT	9,731.66
<b>EFT60769</b>	<b>25/10/2024</b>	<b>FITZROY HARDWARE PTY LTD</b>	<b>426.00</b>

INV 10017759	15/10/2024	SUPPLY TRAIL BLAZER CORD	143.00
INV 10017830	16/10/2024	SUPPLY 5X 15L WATER	105.00
INV 10018096	21/10/2024	SUPPLY 8X ANCHOR SLEEVE GALVANISED	40.00
INV 10018105	21/10/2024	SUPPLY 8X ANCHOR SLEEVE GALVANISED	40.00
INV 10018193	23/10/2024	SUPPLY 2X 5L COOLER JUG	98.00
<b>EFT60770</b>	<b>25/10/2024</b>	<b>FRANCIS THIRKELL</b>	<b>500.00</b>
INV SITTING FEES-2210	22/10/2024	AGRN 1044 - FVFRWG SITTING FEES - 22/10/2024	500.00
<b>EFT60771</b>	<b>25/10/2024</b>	<b>GEOFFREY ANDREW DAVIS</b>	<b>1,696.06</b>
INV ALLOW3110	31/10/2024	OCTOBER 2024 COUNCILLOR FEE & ALLOWANCE	1,696.06
<b>EFT60772</b>	<b>25/10/2024</b>	<b>GREENFIELD TECHNICAL SERVICES</b>	<b>115,295.95</b>
INV 4242	18/09/2024	AGRN 1044 - CONSTRUCTION MANAGEMENT PACKAGE 1 - 02-15/09/2024	28,302.58
INV 4245	25/09/2024	AGRN 1044 - CONSTRUCTION MANAGEMENT PACKAGE 3 - 05-18/08/2024	9,883.72
INV 4250	02/10/2024	AGRN 1044 - CONSTRUCTION MANAGEMENT PACKAGE 1 16-29/09/2024	15,740.34
INV 4268	09/10/2024	AGRN 1044 - CONSTRUCTION MANAGEMENT PACKAGE 1 30/09 - 13/10	2,990.24
INV 4255	10/10/2024	AGRN 1044 - CONSTRUCTION MANAGEMENT PACKAGE 1 - SEP 2024	8,234.25
INV 4256	10/10/2024	AGRN 1044 - FLOOD DAMAGE REINSTATEMENT PACKAGE 3 - SEP 2024	8,314.08
INV 4273	15/10/2024	ENGINEERING DESIGN OF PROPOSED UPGRADE TO FLOODWAY	4,417.88
INV 4287	18/10/2024	PRELIMINARY ENGINEERING DESIGN FX AERODROME 01/08-30/09/2024	654.50
INV 4280	20/10/2024	AGRN 1044 - CONSTRUCTION MANAGEMENT PACKAGE 3 - 16-29/09/2024	2,647.15
INV 4281	21/10/2024	AGRN 1044 - CONSTRUCTION MANAGEMENT PACKAGE 3 30/09-13/10	34,111.21
<b>EFT60773</b>	<b>25/10/2024</b>	<b>GEOFFREY CHARLES HAEREWAA</b>	<b>3,172.04</b>
INV REIMB1610	16/10/2024	TRAVEL EXPENSES - WALGA CONFERENCE PERTH 08-10/10/2024	47.81
INV ALLOW3110	31/10/2024	OCTOBER 2024 COUNCILLOR FEE & ALLOWANCES	3,124.23
<b>EFT60774</b>	<b>25/10/2024</b>	<b>HELEN THOMAS</b>	<b>500.00</b>
INV SITTING FEES-2210	22/10/2024	AGRN 1044 - FVFRWG SITTING FEES - 22/10/2024	500.00
<b>EFT60775</b>	<b>25/10/2024</b>	<b>MARMINGEE HAND</b>	<b>750.00</b>
INV SITTING FEES-2210	22/10/2024	AGRN 1044 - FVFRWG SITTING FEES - 22/10/2024	750.00
<b>EFT60776</b>	<b>25/10/2024</b>	<b>EMILY SMITH</b>	<b>260.97</b>
INV REIMB2110	21/10/2024	UTILITY SUBSIDY: POWER FOR 06/08/2024 TO 03/10/2024	260.97
<b>EFT60777</b>	<b>25/10/2024</b>	<b>IMPART MEDIA</b>	<b>1,320.00</b>
INV 2870	30/08/2024	ANNUAL HOSTING FEE 07/03/2024 TO 06/03/2025	1,320.00
<b>EFT60778</b>	<b>25/10/2024</b>	<b>TEAM GLOBAL EXPRESS PTY LTD</b>	<b>581.72</b>
INV P69067690	13/10/2024	FREIGHT - REF 0090S5JAO5 – HEALTH MATERIALS	581.72
<b>EFT60779</b>	<b>25/10/2024</b>	<b>CONNECT CALL CENTRE SERVICES</b>	<b>250.25</b>
INV 117620	15/09/2024	OVERCALLS FEE FOR CONTRACT CA0415 - AUGUST 2024	250.25

<b>EFT60780</b>	<b>25/10/2024</b>	<b>JILA PLUMBING</b>	<b>196.90</b>
INV 6252	05/10/2024	RESEAL & SERVICE TAPS, MATERIALS – FX SHORT STAY UNITS	196.90
<b>EFT60781</b>	<b>25/10/2024</b>	<b>JASPER BENTHIEN</b>	<b>1,051.91</b>
INV REIMB1810	18/10/2024	UTILITY SUBSIDY: POWER FOR 27/02/2024 TO 10/09/2024	1,051.91
<b>EFT60782</b>	<b>25/10/2024</b>	<b>KIMBERLEY CAR HIRE</b>	<b>3,300.00</b>
INV 166	29/09/2024	AGRN 1044 - 30 DAY HIRE OF PRADO 1HHJ193	3,300.00
<b>EFT60783</b>	<b>25/10/2024</b>	<b>KIMBERLEY FIRE SYSTEMS</b>	<b>1,066.54</b>
INV 21302	04/09/2024	MAINTENANCE OF FIRE PROTECTION SYSTEMS - SEPTEMBER 2024	1,066.54
<b>EFT60784</b>	<b>25/10/2024</b>	<b>PERKS INDUSTRIES PTY LTD TAS KIMBERLEY HOME</b>	<b>738.00</b>
INV 24-00065801	09/10/2024	SUPPLY TECO 5.5KG TOP LOAD WASHER, DELIVERY	738.00
<b>EFT60785</b>	<b>25/10/2024</b>	<b>KERRISSA O'MEARA</b>	<b>1,696.06</b>
INV ALLOW3110	31/10/2024	OCTOBER 2024 COUNCILLOR FEE & ALLOWANCE	1,696.06
<b>EFT60786</b>	<b>25/10/2024</b>	<b>KIMBERLEY HIRE</b>	<b>958.56</b>
INV KH6594	31/08/2024	AGRN 1044 - HIRE OF SEWER CONNECT PORTALOO - AUGUST 2024	487.14
INV KH6612	30/09/2024	AGRN 1044 - HIRE OF SEWER CONNECT PORTALOO - SEPTEMBER 2024	471.42
<b>EFT60787</b>	<b>25/10/2024</b>	<b>CITY OF KWINANA</b>	<b>13,595.01</b>
INV 16571	05/09/2024	LONG SERVICE LEAVE LIABILITY 21/07/2014 TO 03/01/2020	13,595.01
<b>EFT60788</b>	<b>25/10/2024</b>	<b>WESTERN AUSTRALIAN LOCAL GOVERNMENT ASSOCIATION</b>	<b>8,850.00</b>
INV SI-012185	16/10/2024	CERTIFICATE III IN LG - ENROLMENT X3	8,850.00
<b>EFT60789</b>	<b>25/10/2024</b>	<b>MAGABALA BOOKS ABORIGINAL CORPORATION</b>	<b>897.53</b>
INV 11487	07/10/2024	SUPPLY 50X A TOWN IS BORN BOOKS	897.53
<b>EFT60790</b>	<b>25/10/2024</b>	<b>MAXXIA PTY LTD</b>	<b>6,134.48</b>
INV SDWK-ITC0924	30/09/2024	SEP-24 ITC REPATRIATED TO MAXXIA FOR EMPLOYEES	780.07
INV DEDUCTION	22/10/2024	PAYROLL DEDUCTION	2,926.43
INV DEDUCTION	22/10/2024	PAYROLL DEDUCTION	2,361.30
INV DEDUCTION	22/10/2024	PAYROLL DEDUCTION	66.68
<b>EFT60791</b>	<b>25/10/2024</b>	<b>MANAGED IT PTY LTD</b>	<b>78,041.45</b>
INV 179798	05/09/2024	CLOUD SERVER HOSTING FOR SEPTEMBER 2024	9,236.70
INV 180260	04/10/2024	MICROSOFT SPLA LICENSE FOR OCTOBER 2024	5,523.91
INV 180262	04/10/2024	CLOUD SERVER HOSTING FOR OCTOBER 2024	9,236.70
INV 180263	04/10/2024	MANAGED LICENSES FOR OCTOBER 2024	30,230.44
INV 180264	04/10/2024	CITRIX LICENSING FOR OCTOBER 2024	4,455.46
INV 181047	17/10/2024	SUPPLY 10X DELL FULL HD LCD MONITOR & 5X DELL OPTIPLEX 7020	11,138.82
INV 181063	19/10/2024	VULSCAN - VULNERABILITY SCANNER FOR OCTOBER 2024	383.90
INV 181060	19/10/2024	ROCKETCYBER SIEM FOR OCTOBER 2024	4,409.02

INV 181061	19/10/2024	THREATLOCKER APPLICATION CONTROL FOR OCTOBER 2024	2,602.60
INV 181062	19/10/2024	GOVERNANCE RISK COMPLIANCE FOR OCTOBER 2024	823.90
<b>EFT60792</b>	<b>25/10/2024</b>	<b>MECHANICS &amp; TYRES PTY LTD</b>	<b>237.14</b>
INV 6194	15/10/2024	SUPPLY WINDSCREEN & WEATHERSTRIP	237.14
<b>EFT60793</b>	<b>25/10/2024</b>	<b>M P ROGERS &amp; ASSOCIATES PTY LTD</b>	<b>13,794.09</b>
INV 25036	31/07/2024	PROFESSIONAL COASTAL ENGINEERING SERVICES ON BOAT RAMP	13,794.09
<b>EFT60794</b>	<b>25/10/2024</b>	<b>MOORE AUSTRALIA (TAX)</b>	<b>2,179.38</b>
INV 438270	30/09/2024	COMPILATION OF STATEMENT OF FINANCIAL ACTIVITY 31/08/2024	2,179.38
<b>EFT60795</b>	<b>25/10/2024</b>	<b>OUTBACK ELECTRICAL &amp; AIRCON SERVICES</b>	<b>549.01</b>
INV 9111	16/10/2024	DISCONNECT & RECONNECT ELECTRICALS FOR WALL REPAIRS – COLEMAN CENTRE	549.01
<b>EFT60796</b>	<b>25/10/2024</b>	<b>THOMAS SKINNER</b>	<b>500.00</b>
INV SITTING FEES-2210	22/10/2024	AGRN 1044 - FVFRWG SITTING FEES - 22/10/2024	500.00
<b>EFT60797</b>	<b>25/10/2024</b>	<b>NEIL HARTLEY</b>	<b>87.26</b>
INV REIMB1410	14/10/2024	REIMBURSE TRAVEL EXPENSES 30/09 & 07/10/2024	87.26
<b>EFT60798</b>	<b>25/10/2024</b>	<b>NOONKANBAH ABORIGINAL CORPORATION</b>	<b>77,825.00</b>
INV 4208	21/08/2024	REMEDIATION WORK ALONG WALMAJARRI HIGHWAY	77,825.00
<b>EFT60799</b>	<b>25/10/2024</b>	<b>THINK WATER BROOME</b>	<b>4,123.41</b>
INV 24-00010467	26/09/2024	SUPPLY SUBMERSIBLE PUMP WITH FITTINGS – FX AIRPORT	4,123.41
<b>EFT60800</b>	<b>25/10/2024</b>	<b>KIMBERLEY COUNTRY DEPARTMENT STORE</b>	<b>6,705.38</b>
INV DB55572	06/09/2024	STAFF UNIFORMS FOR NEW STARTER	949.00
INV DB54874	06/09/2024	STAFF UNIFORMS FOR ADMIN OFFICER	229.58
INV DB54876	09/09/2024	STAFF UNIFORMS FOR TRAINEE ADMIN OFFICER	304.73
INV DB55654	09/09/2024	STAFF UNIFORMS FOR AEHO	469.15
INV DB55683	09/09/2024	STAFF UNIFORMS FOR WORKS LABOURER	83.80
INV DB55684	09/09/2024	STAFF UNIFORMS FOR NEW STARTER	945.14
INV DB55571	14/09/2024	STAFF UNIFORMS FOR NEW STARTER	808.25
INV DB54922	14/09/2024	STAFF UNIFORMS FOR ABORIGINAL ENGAGEMENT MANAGER	754.44
INV DB55601	28/09/2024	STAFF UNIFORMS FOR WORKS LABOURER	334.45
INV DB55689	28/09/2024	STAFF UNIFORMS FOR EHF SO	314.55
INV DB56060	28/09/2024	STAFF UNIFORMS FOR NEW STARTER, FREIGHT	888.24
INV DB54878	03/10/2024	STAFF UNIFORMS FOR PROJECT OFFICER	424.47
INV DB55715	03/10/2024	STAFF UNIFORMS FOR ADMIN OFFICER	199.58
<b>EFT60801</b>	<b>25/10/2024</b>	<b>BROOME TIME RESORT</b>	<b>1,089.00</b>
INV 136398	13/10/2024	ACCOMMODATION FOR APPRENTICE MECHANIC 13-17/10/2024	1,089.00
<b>EFT60802</b>	<b>25/10/2024</b>	<b>COLLEEN GARNER</b>	<b>500.00</b>

INV SITTING FEES-2210	22/10/2024	AGRN 1044 - FVFRWG SITTING FEES - 22/10/2024	500.00
<b>EFT60803</b>	<b>25/10/2024</b>	<b>PAUL ANTHONY BICKERTON</b>	<b>1,696.06</b>
INV ALLOW3110	31/10/2024	OCTOBER 2024 COUNCILLOR FEE & ALLOWANCE	1,696.06
<b>EFT60804</b>	<b>25/10/2024</b>	<b>PETER JOHN MCCUMSTIE</b>	<b>7,337.99</b>
INV REIMB2310	23/10/2024	TRAVEL, FUEL & MEAL EXPENSES - WALGA CONFERENCE & KRG	821.86
INV ALLOW3110	31/10/2024	OCTOBER 2024 PRESIDENT FEE & ALLOWANCES	6,516.13
<b>EFT60805</b>	<b>25/10/2024</b>	<b>C PLUMMER, T PLUMMER &amp; PERKS INDUSTRIES PTY LTD</b>	<b>6,050.00</b>
INV 0020	17/10/2024	117 ROWAN STREET RENT 4 WEEKS	6,050.00
<b>EFT60806</b>	<b>25/10/2024</b>	<b>PLAYGROUND SAFETY INSPECTORS AUSTRALIA</b>	<b>5,964.20</b>
INV 1064	22/10/2024	PLAYGROUND SAFETY TRAINING AND CERTIFICATION COURSES X2	5,964.20
<b>EFT60807</b>	<b>25/10/2024</b>	<b>ROCK'S AUTOMOTIVE SERVICES PTY LTD</b>	<b>495.00</b>
INV 37392	23/10/2024	SUPPLY STEERING RACK PARTS & STARTER MOTOR, FREIGHT	495.00
<b>EFT60808</b>	<b>25/10/2024</b>	<b>COUNTRYMAN RUBBISH REMOVAL</b>	<b>14,742.97</b>
INV 1062	19/10/2024	LITTER COLLECTION IN FITZROY CROSSING 29/08 - 11/09/2024	5,203.40
INV 1063	19/10/2024	LITTER COLLECTION IN FITZROY CROSSING 12-25/09/2024	4,336.17
INV 1065	19/10/2024	LITTER COLLECTION IN FITZROY CROSSING 26/09 - 09/10/2024	5,203.40
<b>EFT60809</b>	<b>25/10/2024</b>	<b>REPCO A DIVISION OF GPC ASIA PACIFIC PTY LTD</b>	<b>214.65</b>
INV 4510492754	03/10/2024	SUPPLY HYDRAULIC PULLER, FREIGHT	214.65
<b>EFT60810</b>	<b>25/10/2024</b>	<b>RENATA FOURIE</b>	<b>149.28</b>
INV REIMB1510	15/10/2024	REIMBURSE NATIONAL POLICE CLEARANCE	70.00
INV REIMB1610	16/10/2024	UTILITY SUBSIDY: POWER FOR 21/09/2024 TO 02/10/2024	79.28
<b>EFT60811</b>	<b>25/10/2024</b>	<b>RENE DINGO</b>	<b>791.10</b>
INV SITTING FEES-2210	22/10/2024	AGRN 1044 - FVFRWG SITTING FEES - 22/10/2024	791.10
<b>EFT60812</b>	<b>25/10/2024</b>	<b>RESHAI-LEE OMEARA</b>	<b>504.68</b>
INV REIMB2210	22/10/2024	UTILITY SUBSIDY: POWER FOR 27/07/2024 TO 27/09/2024	504.68
<b>EFT60813</b>	<b>25/10/2024</b>	<b>REMOTE AREA PLUMBING</b>	<b>45,221.56</b>
INV 307	04/10/2024	AGRN 1044 - SUPPLY & INSTALL EXTRA 36LM 2100MM REGULAR DUTY GARRISON - FXSWC	45,221.56
<b>EFT60814</b>	<b>25/10/2024</b>	<b>RUSTYS IGA</b>	<b>66.20</b>
INV 013785	18/10/2024	AGRN 1044 - SUPPLIES FOR FVFRWG 22/10/2024	66.20
<b>EFT60815</b>	<b>25/10/2024</b>	<b>SAMPEY MEATS</b>	<b>1,000.00</b>
INV 21830	23/10/2024	AGRN 1044 - SUPPLY 200X BBQ STEAK - FVFRWG WANGKATJUNGKA MEETING	1,000.00
<b>EFT60816</b>	<b>25/10/2024</b>	<b>CROMAG PTY LTD TAS SIGMA TELFORD GROUP</b>	<b>1,641.20</b>
INV 185299-01	30/09/2024	SUPPLY 20X 10KG GRANULAR CHLORINE, FREIGHT	1,641.20
<b>EFT60817</b>	<b>25/10/2024</b>	<b>SYNDICATED INVESTMENTS PTY LTD ATF AREIT DIVERSIFIED FUND</b>	<b>11,511.68</b>
INV 0050	20/10/2024	AGRN 1044 - 5A & 5B SPINIFEX RENT FOR NOV 2024, 5B WATER USAGE	11,511.68

<b>EFT60818</b>	<b>25/10/2024</b>	<b>CLEANAWAY CO PTY LTD</b>	<b>18,273.06</b>
INV 19332490	31/08/2024	BIN COLLECTION - AUGUST 2024	18,273.06
<b>EFT60819</b>	<b>25/10/2024</b>	<b>TARUNDA SUPERMARKET</b>	<b>956.24</b>
INV 10165210	16/10/2024	FRUIT FOR JUNIOR FOOTY PROGRAM 16/10/2024	95.73
INV 30130656	17/10/2024	SUPPLIES FOR FX YOUTH PROGRAM 18/10/2024	236.79
INV 10166320	18/10/2024	SUPPLIES FOR FX YOUTH PROGRAM 17 & 19/10/2024	495.18
INV 10167078	21/10/2024	FOOD SUPPLIES FOR COMMUNITY BBQ	59.91
INV 10167301	22/10/2024	FOOD SUPPLIES FOR CUPPA CIRCLE PROGRAM 22/10/2024	68.63
<b>EFT60820</b>	<b>25/10/2024</b>	<b>TRAVELWORLD BROOME</b>	<b>1,001.29</b>
INV 1000044397	22/10/2024	RELOCATION FLIGHTS COMMUNITY DEVELOPMENT OFFICER 09/10/24	1,001.29
<b>EFT60821</b>	<b>25/10/2024</b>	<b>ANDREW JAMES TWADDLE</b>	<b>1,696.06</b>
INV ALLOW3110	31/10/2024	OCTOBER 2024 COUNCILLOR FEE & ALLOWANCE	1,696.06
<b>EFT60822</b>	<b>25/10/2024</b>	<b>TYREPOWER DERBY</b>	<b>510.00</b>
INV 120000	21/10/2024	SUPPLY CENTURY BATTERY	370.00
INV 120007	22/10/2024	WHEEL ALIGNMENT	140.00
<b>EFT60823</b>	<b>25/10/2024</b>	<b>WAYNE FOLEY</b>	<b>1,696.06</b>
INV ALLOW3110	31/10/2024	OCTOBER 2024 COUNCILLOR FEE & ALLOWANCE	1,696.06
<b>EFT60824</b>	<b>25/10/2024</b>	<b>WILINGGIN ABORIGINAL CORPORATION</b>	<b>500.00</b>
INV REIMB1610	16/10/2024	BOND RETURN FOR HIRE OF CIVIC CENTRE 27/09/2024	500.00
<b>EFT60825</b>	<b>25/10/2024</b>	<b>WINUN NGARI ABORIGINAL CORPORATION</b>	<b>3,600.00</b>
INV 1833	21/10/2024	7/12 LOCH STREET RENT 16/10 - 12/11/2024 & BOND	3,600.00
<b>EFT60826</b>	<b>25/10/2024</b>	<b>WALALAKOO ABORIGINAL CORPORATION</b>	<b>300.00</b>
INV REIMB1610-1	16/10/2024	BOND RETURN FOR HIRE OF COMMUNITY ROOM 09-13/09/2024	300.00
		<b>TOTAL</b>	<b>\$4,081,473.48</b>

### FEE PAYMENTS – MUNI ACCOUNT

PAYMENT ID	DATES	CREDITOR / INVOICE DETAILS	AMOUNT
961	01/10/2024	EXC - EXCESS TRANSACTIONS FEE	15.40
961	01/10/2024	EXC - EXCESS TRANSACTIONS FEE	-0.01
961	02/10/2024	DOT - DOT PAYMENT	2,642.95
961	03/10/2024	MER - MERCHANT FEES	1,754.74

961	03/10/2024	DOT - DOT PAYMENT	1,489.70
961	03/10/2024	GHA - GREYHOUND AUSTRALIA	1,542.82
961	03/10/2024	MER - MERCHANT FEES	1,242.02
961	03/10/2024	MER - MERCHANT FEES	49.50
961	03/10/2024	GHA - GREYHOUND AUSTRALIA	5.00
961	04/10/2024	DOT - DOT PAYMENT	2,143.50
961	04/10/2024	BPY - BPAY FEES	385.00
961	01/10/2024	EXC - EXCESS TRANSACTIONS FEE	146.00
961	04/10/2024	EXC - EXCESS TRANSACTIONS FEE	77.00
961	07/10/2024	DOT - DOT PAYMENT	971.40
961	07/10/2024	IINET - IINET 225211599 (\$109.99)	109.99
961	09/10/2024	DOT - DOT PAYMENT	2,623.90
961	09/10/2024	EXC - EXCESS TRANSACTIONS FEE	-0.50
961	10/10/2024	GHA - GREYHOUND AUSTRALIA	3,769.00
961	10/10/2024	DOT - DOT PAYMENT	7,160.50
961	10/10/2024	ICMSFE - RANGER FEES (ICMSFE FP)	86.00
961	10/10/2024	ICMSFE - RANGER FEES (ICMSFE FP)	86.00
961	10/10/2024	ICMSFE - RANGER FEES (ICMSFE FP)	86.00
961	01/10/2024	EXC - EXCESS TRANSACTIONS FEE	40.85
961	10/10/2024	ICMSFE - RANGER FEES (ICMSFE FP)	86.00
961	11/10/2024	DOT - DOT PAYMENT	1,130.30
961	15/10/2024	BAS4 - ATO - IAS PAYMENT - PAYG WITHHOLDING	114,562.00
961	14/10/2024	AGRN - AGRN1044 DE LAGE LANDEN PTY LTD (IT LEASE)	2,119.94
961	14/10/2024	DOT - DOT PAYMENT	3,197.10
961	15/10/2024	BEX - BPOINT FEES	41.30
961	16/10/2024	DOT - DOT PAYMENT	2,570.60
961	17/10/2024	GHA - GREYHOUND AUSTRALIA	2,839.12
961	17/10/2024	DOT - DOT PAYMENT	2,075.75
961	17/10/2024	EXC - EXCESS TRANSACTIONS FEE	1.00
961	01/10/2024	CMD - CHEQUE OR MERCHANT DEPOSITS FEE	4.20
961	21/10/2024	BAS6A - ATO - BAS PAYMENT - FBT INSTALMENT	26,186.00
961	18/10/2024	DOT - DOT PAYMENT	1,813.85
961	21/10/2024	DOT - DOT PAYMENT	9,712.75
961	22/10/2024	DOT - DOT PAYMENT	152.50
961	23/10/2024	DOT - DOT PAYMENT	1,690.60

961	24/10/2024	DOT - DOT PAYMENT	4,746.45
961	24/10/2024	GHA - GREYHOUND AUSTRALIA	3,315.00
961	25/10/2024	DOT - DOT PAYMENT	2,230.05
961	28/10/2024	DOT - DOT PAYMENT	5,713.05
961	29/10/2024	BAS4 - ATO - IAS PAYMENT - PAYG WITHHOLDING	120,624.00
961	30/10/2024	DOT - DOT PAYMENT	1,648.40
961	31/10/2024	GHA - GREYHOUND AUSTRALIA	2,185.00
961	31/10/2024	DOT - DOT PAYMENT	2,493.05
961	24/10/2024	EXC - EXCESS TRANSACTIONS FEE	0.10
961	01/10/2024	MER - MERCHANT FEES	226.56
961	01/10/2024	MER - MERCHANT FEES	32.00
961	01/10/2024	MER - MERCHANT FEES	30.95
961	01/10/2024	MER - MERCHANT FEES	-0.50
<b>DD22289.1</b>	<b>08/10/2024</b>	<b>AWARE SUPER</b>	<b>45,339.61</b>
INV SUPER	08/10/2024	SUPERANNUATION	34,481.02
INV DEDUCTION	08/10/2024	PAYROLL DEDUCTION	6,015.74
INV DEDUCTION	08/10/2024	PAYROLL DEDUCTION	400.00
INV DEDUCTION	08/10/2024	PAYROLL DEDUCTION	427.35
INV DEDUCTION	08/10/2024	PAYROLL DEDUCTION	183.48
INV DEDUCTION	08/10/2024	PAYROLL DEDUCTION	285.00
INV DEDUCTION	08/10/2024	PAYROLL DEDUCTION	1,773.51
INV DEDUCTION	08/10/2024	PAYROLL DEDUCTION	1,773.51
<b>DD22289.2</b>	<b>08/10/2024</b>	<b>MLC SUPER FUND</b>	<b>1,714.37</b>
INV SUPER	08/10/2024	SUPERANNUATION	1,714.37
<b>DD22289.3</b>	<b>08/10/2024</b>	<b>GUILD SUPER</b>	<b>445.02</b>
INV SUPER	08/10/2024	SUPERANNUATION	445.02
<b>DD22289.4</b>	<b>08/10/2024</b>	<b>THE EQUIPSUPER SUPERANNUATION FUND</b>	<b>419.41</b>
INV SUPER	08/10/2024	SUPERANNUATION	419.41
<b>DD22289.5</b>	<b>08/10/2024</b>	<b>ING SUPERANNUATION FUND</b>	<b>413.36</b>
INV SUPER	08/10/2024	SUPERANNUATION	413.36
<b>DD22289.6</b>	<b>08/10/2024</b>	<b>FUTURE SUPER</b>	<b>510.92</b>
INV SUPER	08/10/2024	SUPERANNUATION	510.92
<b>DD22289.7</b>	<b>08/10/2024</b>	<b>ONEPATH LIFE- ANZ SUPER ADVANTAGE</b>	<b>908.05</b>
INV SUPER	08/10/2024	SUPERANNUATION	908.05
<b>DD22289.8</b>	<b>08/10/2024</b>	<b>GANESHA SUPER</b>	<b>703.14</b>

INV SUPER	08/10/2024	SUPERANNUATION	703.14
<b>DD22289.9</b>	<b>08/10/2024</b>	<b>BRIGHTER SUPER SUNCORP EMPLOYEE SUPER PLAN</b>	<b>975.66</b>
INV SUPER	08/10/2024	SUPERANNUATION	707.83
INV DEDUCTION	08/10/2024	PAYROLL DEDUCTION	267.83
<b>DD22295.1</b>	<b>03/10/2024</b>	<b>HORIZON POWER - ACCOUNT PAYMENTS</b>	<b>329.29</b>
INV 203951	03/10/2024	3 LOCH ST, DERBY FOR 13/07/2024 TO 13/09/2024	329.29
<b>DD22295.2</b>	<b>10/10/2024</b>	<b>HORIZON POWER - ACCOUNT PAYMENTS</b>	<b>948.88</b>
INV 406063	10/10/2024	20 CLARENDON ST, DERBY FOR 20/07/2024 TO 20/09/2024	76.69
INV 553935	10/10/2024	UNIT 3/20 CLARENDON ST, DERBY FOR 20/07/2024 TO 20/09/2024	311.66
INV 568963	10/10/2024	UNIT 4/20 CLARENDON ST, DERBY FOR 20/07/2024 TO 20/09/2024	414.62
INV 340889	10/10/2024	49 CLARENDON ST, DERBY FOR 20/07/2024 TO 20/09/2024	145.91
<b>DD22295.3</b>	<b>07/10/2024</b>	<b>HORIZON POWER - ACCOUNT PAYMENTS</b>	<b>8,013.26</b>
INV 328972	07/10/2024	30 JOHNSTON ST, DERBY FOR 17/07/2024 TO 17/09/2024	5,545.70
INV 308420	07/10/2024	14 HARDMAN ST, DERBY FOR 17/07/2024 TO 17/09/2024	1,023.50
INV 442971	07/10/2024	UNIT A/277 CLARENDON ST, DERBY FOR 17/07/2024 TO 17/09/2024	810.23
INV 541971	07/10/2024	35 CLARENDON ST, DERBY FOR 17/07/2024 TO 17/09/2024	419.67
INV 104620	07/10/2024	UNIT B/277 CLARENDON ST, DERBY FOR 17/07/2024 TO 17/09/2024	214.16
<b>DD22300.1</b>	<b>31/10/2024</b>	<b>MANAGED IT PTY LTD</b>	<b>6,615.18</b>
INV 180261	31/10/2024	MANAGED SERVICES FOR OCTOBER 2024	6,615.18
<b>DD22311.1</b>	<b>11/10/2024</b>	<b>HORIZON POWER - ACCOUNT PAYMENTS</b>	<b>678.05</b>
INV 273214	11/10/2024	6 ROWELL CT, DERBY FOR 24/07/2024 TO 24/09/2024	74.48
INV 150216	11/10/2024	4 LOCH ST, DERBY FOR 23/07/2024 TO 23/09/2024	603.57
<b>DD22311.2</b>	<b>21/10/2024</b>	<b>HORIZON POWER - ACCOUNT PAYMENTS</b>	<b>2,450.98</b>
INV 517343	21/10/2024	LOC 26818 WHARF RD, DERBY FOR 04/09/2024 TO 02/10/2024	59.25
INV 173364	21/10/2024	40 ASHLEY ST, DERBY FOR 03/08/2024 TO 02/10/2024	1,265.43
INV 333902	21/10/2024	24 LOCH ST, DERBY FOR 04/09/2024 TO 02/10/2024	781.45
INV 421738	21/10/2024	8 COOLIBAH WAY, DERBY FOR 03/08/2024 TO 02/10/2024	126.13
INV 393995	21/10/2024	LOT 52 PANDANUS WAY, DERBY FOR 03/08/2024 TO 02/10/2024	125.19
INV 424950	21/10/2024	LOT 26818 WHARF RD, DERBY FOR 04/09/2024 TO 02/10/2024	93.53
<b>DD22311.3</b>	<b>17/10/2024</b>	<b>HORIZON POWER - ACCOUNT PAYMENTS</b>	<b>7,262.08</b>
INV 220780	17/10/2024	827 STREETLIGHTS FOR 01/09/2024 TO 30/09/2024	7,262.08
<b>DD22311.4</b>	<b>18/10/2024</b>	<b>HORIZON POWER - ACCOUNT PAYMENTS</b>	<b>81.02</b>
INV 523100	18/10/2024	CCTV AT BAOBAB WAY, DERBY FOR 01/09/2024 TO 30/09/2024	81.02
<b>DD22317.1</b>	<b>22/10/2024</b>	<b>HORIZON POWER - ACCOUNT PAYMENTS</b>	<b>20,953.80</b>
INV 172452	22/10/2024	LOT 199 FORREST RD, FX FOR 05/09/2024 TO 03/10/2024	6,634.03

INV 312249	22/10/2024	LOT 143 DERBY HIGHWAY FOR 05/09/2024 TO 03/10/2024	4,803.06
INV 321183	22/10/2024	30 CLARENDON ST, DERBY FOR 05/09/2024 TO 03/10/2024	4,735.18
INV 166519	22/10/2024	ASHLEY ST, DERBY FOR 05/09/2024 TO 03/10/2024	4,714.73
INV 387885	22/10/2024	LOT 1415 ASHLEY ST, DERBY FOR 06/08/2024 TO 03/10/2024	66.80
<b>DD22322.1</b>	<b>22/10/2024</b>	<b>AWARE SUPER</b>	<b>50,267.41</b>
INV SUPER	22/10/2024	SUPERANNUATION	39,409.24
INV DEDUCTION	22/10/2024	PAYROLL DEDUCTION	6,054.41
INV DEDUCTION	22/10/2024	PAYROLL DEDUCTION	400.00
INV DEDUCTION	22/10/2024	PAYROLL DEDUCTION	401.68
INV DEDUCTION	22/10/2024	PAYROLL DEDUCTION	170.06
INV DEDUCTION	22/10/2024	PAYROLL DEDUCTION	285.00
INV DEDUCTION	22/10/2024	PAYROLL DEDUCTION	1,773.51
INV DEDUCTION	22/10/2024	PAYROLL DEDUCTION	1,773.51
<b>DD22322.2</b>	<b>22/10/2024</b>	<b>MLC SUPER FUND</b>	<b>1,714.37</b>
INV SUPER	22/10/2024	SUPERANNUATION	1,714.37
<b>DD22322.3</b>	<b>22/10/2024</b>	<b>GUILD SUPER</b>	<b>445.02</b>
INV SUPER	22/10/2024	SUPERANNUATION	445.02
<b>DD22322.4</b>	<b>22/10/2024</b>	<b>THE EQUIPSUPER SUPERANNUATION FUND</b>	<b>419.41</b>
INV SUPER	22/10/2024	SUPERANNUATION	419.41
<b>DD22322.5</b>	<b>22/10/2024</b>	<b>ING SUPERANNUATION FUND</b>	<b>413.35</b>
INV SUPER	22/10/2024	SUPERANNUATION	413.35
<b>DD22322.6</b>	<b>22/10/2024</b>	<b>FUTURE SUPER</b>	<b>510.92</b>
INV SUPER	22/10/2024	SUPERANNUATION	510.92
<b>DD22322.7</b>	<b>22/10/2024</b>	<b>ONEPATH LIFE- ANZ SUPER ADVANTAGE</b>	<b>748.77</b>
INV SUPER	22/10/2024	SUPERANNUATION	748.77
<b>DD22322.8</b>	<b>22/10/2024</b>	<b>GANESHA SUPER</b>	<b>703.14</b>
INV SUPER	22/10/2024	SUPERANNUATION	703.14
<b>DD22322.9</b>	<b>22/10/2024</b>	<b>BRIGHTER SUPER SUNCORP EMPLOYEE SUPER PLAN</b>	<b>975.66</b>
INV SUPER	22/10/2024	SUPERANNUATION	707.83
INV DEDUCTION	22/10/2024	PAYROLL DEDUCTION	267.83
<b>DD22323.1</b>	<b>21/10/2024</b>	<b>THE SHELL COMPANY OF AUSTRALIA LIMITED</b>	<b>2,871.76</b>
INV FUEL - SEP24	21/10/2024	SHELL FUEL - SEP 2024	2,871.76
<b>DD22336.1</b>	<b>07/10/2024</b>	<b>ANZ COMMERCIAL CARD SERVICES CENTRE</b>	<b>42,434.76</b>
INV ANZ AOH	07/10/2024	COMMERCIAL CREDIT CARD FOR 13/08/2024 TO 12/09/2024	12,205.24
INV ANZ WNE	07/10/2024	COMMERCIAL CREDIT CARD FOR 13/08/2024 TO 12/09/2024	2,642.65

INV ANZ LAR	07/10/2024	COMMERCIAL CREDIT CARD FOR 13/08/2024 TO 12/09/2024	24,025.18
INV ANZ LAR	07/10/2024	COMMERCIAL CREDIT CARD FOR 13/08/2024 TO 12/09/2024	2,526.16
INV CREDIT	07/10/2024	COMMERCIAL CREDIT CARD FOR 13/08/2024 TO 12/09/2024	1,035.53
<b>DD22337.1</b>	<b>10/10/2024</b>	<b>BOND ADMINISTRATOR</b>	<b>280.00</b>
INV BOND 58997/24	10/10/2024	RENTAL BOND FOR 13B HOLMAN ST, DERBY - 58997/24	280.00
<b>DD22338.1</b>	<b>23/10/2024</b>	<b>HORIZON POWER - ACCOUNT PAYMENTS</b>	<b>3,259.32</b>
INV 406259	23/10/2024	LOC 26818 WHARF RD, DERBY FOR 07/08/2024 TO 04/10/2024	1,835.44
INV 162691	23/10/2024	UNIT 1/636 LOCH ST, DERBY FOR 07/08/2024 TO 04/10/2024	1,423.88
<b>DD22338.2</b>	<b>25/10/2024</b>	<b>HORIZON POWER - ACCOUNT PAYMENTS</b>	<b>2,087.02</b>
INV 198764	25/10/2024	LOT 128 GN HIGHWAY, FX FOR 10/09/2024 TO 08/10/2024	2,087.02
<b>DD22341.1</b>	<b>01/10/2024</b>	<b>WESTERN AUSTRALIAN TREASURY CORPORATION</b>	<b>41,646.73</b>
INV 01102024	01/10/2024	DEAL NO. 49750 (INTEREST), DEAL NO. 49750 (CAPITAL)	41,646.73
<b>DD22342.1</b>	<b>15/10/2024</b>	<b>BOND ADMINISTRATOR</b>	<b>360.00</b>
INV BOND 59914/24	15/10/2024	RENTAL BOND FOR 20 MIMOSA ST, DERBY - 59914/24	360.00
<b>DD22343.1</b>	<b>03/10/2024</b>	<b>HOUSING AUTHORITY</b>	<b>4,440.00</b>
INV 03102024	03/10/2024	RENT - REF X 7	4,440.00
<b>DD22344.1</b>	<b>28/10/2024</b>	<b>HORIZON POWER - ACCOUNT PAYMENTS</b>	<b>2,364.25</b>
INV 207319	28/10/2024	175 EMANUEL WAY, FX FOR 10/08/2024 TO 09/10/2024	1,608.71
INV 421774	28/10/2024	LOT 199 FORREST RD, FX FOR 10/08/2024 TO 09/10/2024	464.27
INV 349785	28/10/2024	LOT 231 GREAT NORTHERN HIGHWAY, FX FOR 10/08/2024 TO 09/10/2024	291.27
<b>DD22347.1</b>	<b>09/10/2024</b>	<b>WATER CORPORATION</b>	<b>3,795.79</b>
INV 9006972290	09/10/2024	TOILETS AT JETTY RD, DERBY FOR 16/07/2024 TO 17/09/2024	1,231.29
INV 9006985833	09/10/2024	VERGE AT 1 CLARENDON ST, DERBY FOR 16/07/2024 TO 17/09/2024	91.11
INV 9006985841	09/10/2024	GARDEN AT 1 CLARENDON ST, DERBY FOR 16/07/2024 TO 17/09/2024	731.81
INV 9006973744	09/10/2024	RESTAURANT AT JETTY ROAD, DERBY FOR 16/07/2024 TO 17/09/2024	1,694.56
INV 9017886750	09/10/2024	AMENITIES AT JETTY RD, DERBY FOR 16/07/2024 TO 17/09/2024	47.02
<b>DD22347.2</b>	<b>08/10/2024</b>	<b>WATER CORPORATION</b>	<b>8,402.26</b>
INV 9006973912	08/10/2024	FIRE STATION 35 CLARENDON ST, DERBY FOR 16/07/2024 TO 16/09/2024	724.22
INV 9006973947	08/10/2024	YOUTH CENTRE AT HARDMAN ST, DERBY FOR 16/07/2024 TO 16/09/2024	2,404.33
INV 9006975053	08/10/2024	TOILETS AT 49-55 CLARENDON ST, DERBY FOR 16/07/2024 TO 16/09/2024	154.05
INV 9006973699	08/10/2024	MUSEUM AT 3 LOCH ST, DERBY FOR 16/07/2024 TO 16/09/2024	595.60
INV 9006973736	08/10/2024	CLUB AT 12 ELDER ST, DERBY	306.19
INV 9006973840	08/10/2024	OFFICES AT 24 LOCH ST, DERBY FOR 16/07/2024 TO 16/09/2024	437.56
INV 9006973875	08/10/2024	OFFICES AT 30 LOCH ST, DERBY FOR 16/07/2024 TO 16/09/2024	308.73
INV 9006973883	08/10/2024	POOL AT 11 JOHNSTON ST, DERBY FOR 16/07/2024 TO 16/09/2024	3,270.83

INV 9006973891	08/10/2024	INFANT HEALTH CENTRE 36 LOCH ST, DERBY FOR 16/07 TO 16/09/2024	51.88
INV 9006973904	08/10/2024	LIBRARY AT 30-34 LOCH ST, DERBY FOR 16/07/2024 TO 16/09/2024	148.87
<b>DD22347.3</b>	<b>11/10/2024</b>	<b>WATER CORPORATION</b>	<b>11,527.89</b>
INV 9006974368	11/10/2024	TOILETS AT 153 LOCH ST, DERBY FOR 17/07/2024 TO 19/09/2024	51.88
INV 9006974376	11/10/2024	COMPLEX AT 153 LOCH ST, DERBY FOR 17/07/2024 TO 19/09/2024	956.59
INV 9006980581	11/10/2024	CENTRE AT 40-42 ASHLEY ST, DERBY FOR 17/07/2024 TO 19/09/2024	2,431.29
INV 9006983547	11/10/2024	CENTRE AT 63-65 ASHLEY ST, DERBY FOR 17/07/2024 TO 19/09/2024	3,836.86
INV 9006983598	11/10/2024	CENTRE AT 53 ASHLEY ST, DERBY FOR 17/07/2024 TO 19/09/2024	171.94
INV 9006984048	11/10/2024	DEPOT AT 1-7 MILLARD ST, DERBY FOR 15/07/2024 TO 19/09/2024	631.89
INV 9011212376	11/10/2024	RESERVE AT STEEL ST, DERBY FOR 19/07/2024 TO 19/09/2024	2,177.80
INV 9011342525	11/10/2024	CLUB AT DERBY HWY LOT 226 RES 35129 FOR 19/07/2024 TO 19/09/2024	76.41
INV 9018685299	11/10/2024	RESERVE AT CORKWOOD CT, DERBY FOR 17/07/2024 TO 19/09/2024	1,193.23
<b>DD22347.4</b>	<b>10/10/2024</b>	<b>WATER CORPORATION</b>	<b>2,906.42</b>
INV 9006976646	10/10/2024	142 LOCH ST, DERBY (LOT 485 RES 16140) FOR 17/07/2024 TO 18/09/2024	279.21
INV 9006978123	10/10/2024	27017 WODEHOUSE ST, DERBY FOR 18/07/2024 TO 18/09/2024	708.30
INV 9006986051	10/10/2024	UNIT A / 20 MACDONALD WY, FX FOR 20/07/2024 TO 21/09/2024	267.93
INV 9015670665	10/10/2024	UNIT B / 20 MACDONALD WY, FX FOR 20/07/2024 TO 21/09/2024	267.93
INV 9017391459	10/10/2024	UNIT 1 / 74 FALLON RD, FX FOR 19/07/2024 TO 21/09/2024	336.00
INV 9017391467	10/10/2024	UNIT 2 / 74 FALLON RD, FX FOR 19/07/2024 TO 21/09/2024	692.35
INV 9017391475	10/10/2024	UNIT 3 / 74 FALLON RD, FX FOR 19/07/2024 TO 21/09/2024	340.00
INV 9017130451	10/10/2024	RES 50205 KURRAJONG LOOP, DERBY FOR 17/07/2024 TO 18/09/2024	14.70
<b>DD22347.5</b>	<b>04/10/2024</b>	<b>WATER CORPORATION</b>	<b>3,320.98</b>
INV 9006978422	04/10/2024	HOUSE AT 11 HANSON ST, DERBY FOR 16/07/2024 TO 17/09/2024	512.17
INV 9009765414	04/10/2024	UNIT AT 4A ROWELL CT, DERBY FOR 16/07/2024 TO 17/09/2024	305.97
INV 9009765422	04/10/2024	UNIT AT 4B ROWELL CT, DERBY FOR 16/07/2024 TO 17/09/2024	580.24
INV 9021175409	04/10/2024	UNIT 1 / 20 CLARENDON ST, DERBY FOR 16/07/2024 TO 17/09/2024	416.08
INV 9021175417	04/10/2024	UNIT 3 / 20 CLARENDON ST, DERBY FOR 16/07/2024 TO 17/09/2024	388.05
INV 9021175425	04/10/2024	UNIT 4 / 20 CLARENDON ST, DERBY FOR 16/07/2024 TO 17/09/2024	303.97
INV 9021175396	04/10/2024	UNIT 5 / 20 CLARENDON ST, DERBY FOR 16/07/2024 TO 17/09/2024	400.06
INV 9021175329	04/10/2024	UNIT 6 / 20 CLARENDON ST, DERBY FOR 16/07/2024 TO 17/09/2024	309.97
INV 9022168905	04/10/2024	20 CLARENDON ST, DERBY FOR 16/07/2024 TO 17/09/2024	104.47
<b>DD22347.6</b>	<b>30/10/2024</b>	<b>WATER CORPORATION</b>	<b>2,894.92</b>
INV 9006979679	09/10/2024	RESERVE AT 6-8 ROWELL CT, DERBY FOR 16/07/2024 TO 17/09/2024	2,894.92
<b>DD22347.7</b>	<b>07/10/2024</b>	<b>WATER CORPORATION</b>	<b>6,279.71</b>
INV 9006981445	07/10/2024	HOUSE AT 7 TOWER PL, DERBY FOR 17/07/2024 TO 19/09/2024	616.28

INV 9006981517	07/10/2024	HOUSE AT 6 TOWER PL, DERBY FOR 17/07/2024 TO 19/09/2024	348.01
INV 9006981541	07/10/2024	HOUSE AT 2 WODEHOUSE ST, DERBY FOR 17/07/2024 TO 19/09/2024	295.96
INV 9008757359	07/10/2024	HOUSE AT 8 KURRAJONG LOOP, DERBY FOR 17/07/2024 TO 18/09/2024	608.27
INV 9008757615	07/10/2024	UNIT AT 19 WOOLLYBUTT CNR, DERBY FOR 17/07/2024 TO 18/09/2024	336.00
INV 9008757703	07/10/2024	HOUSE AT 4 WOOLLYBUTT CNR, DERBY FOR 17/07/2024 TO 18/09/2024	468.13
INV 9009945968	07/10/2024	UNIT AT UNIT A / 13 HOLMAN ST, DERBY FOR 17/07/2024 TO 19/09/2024	390.05
INV 9009945976	07/10/2024	UNIT AT UNIT B / 13 HOLMAN ST, DERBY FOR 17/07/2024 TO 19/09/2024	512.17
INV 9010053465	07/10/2024	UNIT 1 / 9 ASHLEY ST, DERBY FOR 15/07/2024 TO 19/09/2024	292.74
INV 9010053473	07/10/2024	UNIT 2 / 9 ASHLEY ST, DERBY FOR 15/07/2024 TO 19/09/2024	283.73
INV 9010053502	07/10/2024	UNIT 4 / 9 ASHLEY ST, DERBY FOR 15/07/2024 TO 19/09/2024	296.74
INV 9010053510	07/10/2024	UNIT 5 / 9 ASHLEY ST, DERBY FOR 15/07/2024 TO 19/09/2024	280.73
INV 9010213182	07/10/2024	9 ASHLEY ST, DERBY FOR 15/07/2024 TO 19/09/2024	48.41
INV 9012616903	07/10/2024	UNIT AT 14A (16) BLOODWOOD CR, DERBY FOR 17/07/2024 TO 18/09/2024	478.14
INV 9012616911	07/10/2024	UNIT AT 14B BLOODWOOD CR, DERBY FOR 17/07/2024 TO 18/09/2024	524.19
INV 9020549317	07/10/2024	UNIT AT 19 WOOLLYBUTT CNR, DERBY FOR 17/07/2024 TO 18/09/2024	500.16
<b>DD22347.8</b>	<b>15/10/2024</b>	<b>WATER CORPORATION</b>	<b>21,188.12</b>
INV 9006984507	15/10/2024	SPEEDWAY AT DERBY HWY FOR 19/07/2024 TO 19/09/2024	51.44
INV 9006986414	15/10/2024	101 FALLON RD, FITZROY CROSSING FOR 20/07/2024 TO 21/09/2024	15,363.07
INV 9006986481	15/10/2024	FLYNN DR, FITZROY CROSSING FOR 20/07/2024 TO 21/09/2024	3,726.65
INV 9006986908	15/10/2024	175L EMANUEL WY, FITZROY CROSSING FOR 19/07/2024 TO 21/09/2024	335.05
INV 9006987783	15/10/2024	TOURIST BUREAU, FITZROY CROSSING FOR 20/07/2024 TO 21/09/2024	320.35
INV 9011140114	15/10/2024	TRICKLE IRRIGATION, FITZROY CROSSING FOR 19/07 TO 21/09/2024	51.44
INV 9016645795	15/10/2024	RESERVE AT 8 COOLIBAH WY, DERBY FOR 15/07/2024 TO 20/09/2024	191.04
INV 9018007711	15/10/2024	RESERVE AT PANDANAS WAY, DERBY FOR 15/07/2024 TO 20/09/2024	1,058.04
INV 9023533812	15/10/2024	14-18 KNOWSLEY ST, DERBY FOR 19/07/2024 TO 20/09/2024	91.04
<b>DD22347.9</b>	<b>25/10/2024</b>	<b>WATER CORPORATION</b>	<b>299.96</b>
INV 9021175433	04/10/2024	UNIT 2 / 20 CLARENDON ST, DERBY FOR 16/07/2024 TO 17/09/2024	299.96
<b>DD22353.1</b>	<b>31/10/2024</b>	<b>HORIZON POWER - ACCOUNT PAYMENTS</b>	<b>3,840.99</b>
INV 335373	31/10/2024	7 MILLARD ST, DERBY FOR 15/08/2024 TO 13/10/2024	2,704.34
INV 167790	31/10/2024	LOT 1326 WINDJANA RD, DERBY FOR 15/08/2024 TO 13/10/2024	868.00
INV 152662	31/10/2024	LOT 1326 GIBB RIVER RD, DERBY FOR 15/08/2024 TO 13/10/2024	144.86
INV 416399	31/10/2024	11 CORKWOOD CT, DERBY FOR 15/08/2024 TO 13/10/2024	123.79
<b>DD22359.1</b>	<b>22/10/2024</b>	<b>HORIZON POWER - ACCOUNT PAYMENTS</b>	<b>603.67</b>
INV 207794	22/10/2024	142 LOCH ST, DERBY FOR 06/08/2024 TO 03/10/2024	603.67
<b>DD22359.2</b>	<b>07/10/2024</b>	<b>WATER CORPORATION</b>	<b>3.00</b>

INV 9010053473	07/10/2024	UNIT 2 / 9 ASHLEY ST, DERBY FOR 15/07/2024 TO 19/09/2024	3.00
<b>DD22362.1</b>	<b>24/10/2024</b>	<b>HOUSING AUTHORITY</b>	<b>1,160.00</b>
INV 24102024	24/10/2024	RENT - (REF 41046646)	1,160.00
<b>DD22365.1</b>	<b>31/10/2024</b>	<b>WESTERN AUSTRALIAN TREASURY CORPORATION</b>	<b>3,029,488.89</b>
INV LOAN	31/10/2024	DEAL 263502 DISASTER FLOOD DAMAGE CLAIMS AIRSTRIP REFURB	3,029,488.89
<b>DD22289.10</b>	<b>08/10/2024</b>	<b>MLC MASTERKEY SUPER</b>	<b>358.47</b>
INV SUPER	08/10/2024	SUPERANNUATION	358.47
<b>DD22289.11</b>	<b>08/10/2024</b>	<b>COLONIAL FIRST STATE INVESTMENTS LIMITED</b>	<b>446.36</b>
INV SUPER	08/10/2024	SUPERANNUATION	446.36
<b>DD22289.12</b>	<b>08/10/2024</b>	<b>REST SUPERANNUATION</b>	<b>7,025.51</b>
INV SUPER	08/10/2024	SUPERANNUATION	6,195.20
INV DEDUCTION	08/10/2024	PAYROLL DEDUCTION	538.41
INV DEDUCTION	08/10/2024	PAYROLL DEDUCTION	291.90
<b>DD22289.13</b>	<b>08/10/2024</b>	<b>IOOF PORTOFOLIO SERVICE SUPERANNUATION FUND</b>	<b>616.26</b>
INV SUPER	08/10/2024	SUPERANNUATION	616.26
<b>DD22289.14</b>	<b>08/10/2024</b>	<b>VIRGIN MONEY SUPER</b>	<b>329.98</b>
INV SUPER	08/10/2024	SUPERANNUATION	329.98
<b>DD22289.15</b>	<b>08/10/2024</b>	<b>CARE SUPER</b>	<b>212.07</b>
INV SUPER	08/10/2024	SUPERANNUATION	212.07
<b>DD22289.16</b>	<b>08/10/2024</b>	<b>HOST PLUS SUPERANNUATION FUND</b>	<b>6,341.32</b>
INV SUPER	08/10/2024	SUPERANNUATION	4,934.71
INV DEDUCTION	08/10/2024	PAYROLL DEDUCTION	700.00
INV DEDUCTION	08/10/2024	PAYROLL DEDUCTION	256.31
INV DEDUCTION	08/10/2024	PAYROLL DEDUCTION	450.30
<b>DD22289.17</b>	<b>08/10/2024</b>	<b>AUSTRALIAN SUPER</b>	<b>10,819.03</b>
INV DEDUCTION	08/10/2024	PAYROLL DEDUCTION	627.37
INV DEDUCTION	08/10/2024	PAYROLL DEDUCTION	686.28
INV SUPER	08/10/2024	SUPERANNUATION	8,818.36
INV DEDUCTION	08/10/2024	PAYROLL DEDUCTION	687.02
<b>DD22289.18</b>	<b>08/10/2024</b>	<b>FIRSTWRAP PLUS SUPER AND PENSION</b>	<b>1,318.93</b>
INV DEDUCTION	08/10/2024	PAYROLL DEDUCTION	362.06
INV SUPER	08/10/2024	SUPERANNUATION	956.87
<b>DD22289.19</b>	<b>08/10/2024</b>	<b>CBUS SUPERANNUATION</b>	<b>1,062.37</b>
INV DEDUCTION	08/10/2024	PAYROLL DEDUCTION	291.63
INV SUPER	08/10/2024	SUPERANNUATION	770.74

<b>DD22289.20</b>	<b>08/10/2024</b>	<b>AUSTRALIAN RETIREMENT TRUST SUPER SAVINGS</b>	<b>2,523.32</b>
INV DEDUCTION	08/10/2024	PAYROLL DEDUCTION	322.27
INV SUPER	08/10/2024	SUPERANNUATION	2,201.05
<b>DD22289.21</b>	<b>08/10/2024</b>	<b>MLC NOMINEES PTY LTD</b>	<b>201.86</b>
INV DEDUCTION	08/10/2024	PAYROLL DEDUCTION	201.86
<b>DD22289.22</b>	<b>08/10/2024</b>	<b>Q SUPER</b>	<b>236.98</b>
INV SUPER	08/10/2024	SUPERANNUATION	236.98
<b>DD22289.23</b>	<b>08/10/2024</b>	<b>STUDENT SUPER PROFESSIONAL SUPER</b>	<b>475.09</b>
INV SUPER	08/10/2024	SUPERANNUATION	475.09
<b>DD22322.10</b>	<b>22/10/2024</b>	<b>MLC MASTERKEY SUPER</b>	<b>400.61</b>
INV SUPER	22/10/2024	SUPERANNUATION	400.61
<b>DD22322.11</b>	<b>22/10/2024</b>	<b>COLONIAL FIRST STATE INVESTMENTS LIMITED</b>	<b>446.36</b>
INV SUPER	22/10/2024	SUPERANNUATION	446.36
<b>DD22322.12</b>	<b>22/10/2024</b>	<b>REST SUPERANNUATION</b>	<b>7,740.26</b>
INV SUPER	22/10/2024	SUPERANNUATION	6,909.95
INV DEDUCTION	22/10/2024	PAYROLL DEDUCTION	538.41
INV DEDUCTION	22/10/2024	PAYROLL DEDUCTION	291.90
<b>DD22322.13</b>	<b>22/10/2024</b>	<b>IOOF PORTOFOLIO SERVICE SUPERANNUATION FUND</b>	<b>616.26</b>
INV SUPER	22/10/2024	SUPERANNUATION	616.26
<b>DD22322.14</b>	<b>22/10/2024</b>	<b>VIRGIN MONEY SUPER</b>	<b>294.39</b>
INV SUPER	22/10/2024	SUPERANNUATION	294.39
<b>DD22322.15</b>	<b>22/10/2024</b>	<b>CARE SUPER</b>	<b>424.12</b>
INV SUPER	22/10/2024	SUPERANNUATION	424.12
<b>DD22322.16</b>	<b>22/10/2024</b>	<b>HOST PLUS SUPERANNUATION FUND</b>	<b>5,510.88</b>
INV SUPER	22/10/2024	SUPERANNUATION	4,510.68
INV DEDUCTION	22/10/2024	PAYROLL DEDUCTION	700.00
INV DEDUCTION	22/10/2024	PAYROLL DEDUCTION	300.20
<b>DD22322.17</b>	<b>22/10/2024</b>	<b>AUSTRALIAN SUPER</b>	<b>8,886.05</b>
INV DEDUCTION	22/10/2024	PAYROLL DEDUCTION	627.37
INV DEDUCTION	22/10/2024	PAYROLL DEDUCTION	146.74
INV SUPER	22/10/2024	SUPERANNUATION	7,424.92
INV DEDUCTION	22/10/2024	PAYROLL DEDUCTION	687.02
<b>DD22322.18</b>	<b>22/10/2024</b>	<b>FIRSTWRAP PLUS SUPER AND PENSION</b>	<b>1,318.93</b>
INV DEDUCTION	22/10/2024	PAYROLL DEDUCTION	362.06
INV SUPER	22/10/2024	SUPERANNUATION	956.87

<b>DD22322.19</b>	<b>22/10/2024</b>	<b>CBUS SUPERANNUATION</b>	<b>1,062.36</b>
INV DEDUCTION	22/10/2024	PAYROLL DEDUCTION	291.63
INV SUPER	22/10/2024	SUPERANNUATION	770.73
<b>DD22322.20</b>	<b>22/10/2024</b>	<b>AUSTRALIAN RETIREMENT TRUST SUPER SAVINGS</b>	<b>2,852.27</b>
INV DEDUCTION	22/10/2024	PAYROLL DEDUCTION	322.27
INV SUPER	22/10/2024	SUPERANNUATION	2,530.00
<b>DD22322.21</b>	<b>22/10/2024</b>	<b>MLC NOMINEES PTY LTD</b>	<b>201.86</b>
INV DEDUCTION	22/10/2024	PAYROLL DEDUCTION	201.86
<b>DD22322.22</b>	<b>22/10/2024</b>	<b>Q SUPER</b>	<b>234.43</b>
INV SUPER	22/10/2024	SUPERANNUATION	234.43
<b>DD22322.23</b>	<b>22/10/2024</b>	<b>STUDENT SUPER PROFESSIONAL SUPER</b>	<b>475.09</b>
INV SUPER	22/10/2024	SUPERANNUATION	475.09
<b>PE08/10/2024</b>	<b>8/10/2024</b>	<b>NET PAY</b>	<b>\$348,558.61</b>
<b>PE22/10/2024</b>	<b>22/10/2024</b>	<b>NET PAY</b>	<b>\$362,393.34</b>
<b>PE31/10/2024</b>	<b>31/10/2024</b>	<b>NET PAY</b>	<b>\$1,523.00</b>
		<b>TOTAL</b>	<b>\$4,463,176.82</b>

## 12 EXECUTIVE SERVICES

### 12.1 AWARD OF TENDER T02-2024/25 FITZROY CROSSING YOUTH PRECINCT STAGE 1 - WATER SPLASH PARK

**File Number:** 5215

**Author:** Peta Greening, Executive Projects and Engagement Lead

**Responsible Officer:** Mark Davis, Executive Services Project Director

**Authority/Discretion:** Executive

#### SUMMARY

This item is for Council to consider the awarding of Tender T02-2024/25, being for the design and construction of a water splash park that forms Stage 1 of the Fitzroy Crossing Youth Precinct. It is proposed that the tender be awarded to CMA Contracting.

#### DISCLOSURE OF ANY INTEREST

Nil by Author or Responsible Officer.

#### BACKGROUND

The Fitzroy Crossing Youth Precinct aims to increase community connectiveness and reduce vulnerability and disadvantage. It will achieve this by establishing a vibrant and inclusive youth precinct that fosters community engagement, provides recreational opportunities and supports the overall wellbeing of young people in the Fitzroy Valley.

Community infrastructure and amenity priorities were developed in support of discrete youth precincts following an extensive youth engagement program which commenced in late 2023 which culminated in the **Fitzroy Crossing Engagement and Concept Report**. The engagement and concept plans clearly identified the number one priority as part of a new youth precinct was the development of a water spray park. The report and associated concept plans were presented at the Ordinary Council Meeting of 30 May 2024 (Item No. 13.7), where the plan was endorsed unanimously.

The water spray park will be constructed at Flynn Drive (Karrayili) and will incorporate water play and sensory play, shade, water fountains and other amenity.

The guiding principles for the delivery of this project include:

- The development of an engaging and appropriate water spray park suitable for all ages and abilities
- A facility that will withstand the rugged environment and comply with relevant environmental and health standards
- A project that is delivered within the defined timeframe and budget

The facility will incorporate the following:

- Water play and sensory play elements which are accessible and inclusive for children and youth of all abilities
- A zero depth, safe water environment for users of all abilities

- A secure, fenced and shaded plant room that provides compliant water filtration and sanitation infrastructure
- Permanent hard shade
- Seating and shade and integrated landscaping within perimeter fencing which covers the entire facility
- Adequate toilet facilities as per relevant guidelines
- Solar lighting
- Compliance with all relevant State and National Standards

### STATUTORY ENVIRONMENT

- Local Government Act 1195-3.57 Tenders for the provision of goods or services
- Local Government (Functions and General) Regulations 1196 part 4: tenders for the provisions of goods or services
- Competition and Consumer Protection Act 2010

### POLICY IMPLICATIONS

- AF33-Regional Preference Policy- no tenderers qualified for application of this policy
- ADF2- Sustainable Procurement-the Shire will support sustainable procurement by applying the value for money assessment to ensure wherever possible, our suppliers demonstrate outcomes which contribute to improved environmental, social and local economic outcomes.

### FINANCIAL IMPLICATIONS

All costs incurred by the Shire related to this project are consistent with Council's Policy *F1- Procurement of Goods and Services*.

Costs for the project are captured in GL Account PC042.

The delivery of the water spray park has been made possible through a Lotterywest grant and funding contribution by INPEX, to the total value of \$2,500,000.

Whole of life costs and ongoing maintenance expenses will be considered throughout the detailed design process; as will be the requirement to maintain and meet health standards.

FY24 Shire budget does not include any allowance for ongoing operational and asset management costs relating to the water spray park. Future Shire budgets (FY25 and beyond) will need to allow for such expenses and provision will need to be made to incorporate these costs.

Water park management and maintenance training will be provided at handover, including detailed daily and weekly check lists and management requirements which are estimated to take approximately 25 minutes (daily) and 30 minutes (weekly) of resource time.

### STRATEGIC IMPLICATIONS

GOAL	OUR PRIORITIES	WE WILL
2. Community	2.1 Safe Communities	2.1.3 Provide activities, programs, places and spaces that engage young

		people
2. Community	2.2 Healthy Communities	2.2.1 Build, maintain and maximise the use of community facilities
2. Community	2.4 Sustainable Communities	2.4.2 Collaborate with key agencies, groups and service providers to improve community services, programs and facilities
3. Economy	3.1 Industry and business development and growth	3.1.2 Value and support small to medium-sized businesses

**RISK MANAGEMENT CONSIDERATIONS**

<b>RISK</b>	<b>LIKELIHOOD</b>	<b>CONSEQUENCE</b>	<b>RISK ANALYSIS</b>	<b>MITIGATION</b>
<b>Financial:</b> Risk of limited competition, reduced value for money, and potential bias in the selection process due to having a single tender response.	Possible	Moderate	Medium	The Shire requested additional information from tenderer, in addition to undertaking a process to review comparable similar projects as well engaging an independent technical expert to assist in the tender evaluation.
<b>People Health &amp; Safety:</b> Inability for water park to operate due to water quality issue or contamination.	Likely	Major	High	The Shire trains and appoints suitable staff member/contractor to regularly test and maintain minimal standards of operation.  Fencing maintained to alleviate unwanted animal access.
<b>Community:</b> Community users are injured at the facility.	Possible	Major	Medium	Zero level water depth throughout facility.  Installation of appropriate safety and usage standards.
<b>Reputation:</b> A negative perception and risk to the Shire.	Possible	Major	High	The Shire champions a successful tender and delivers a complete project open to the community on schedule, with support of internal

				and external experts.
--	--	--	--	-----------------------

## CONSULTATION

The tender was advertised via TenderLink, in addition to The West Australian and Broome Advertiser newspapers. It was also published on the Shire of Derby/West Kimberley website, social media channels and the Shire Community Notice Boards.

Advertising of the tender was for the minimum 14-day period required by legislation and closed on 20 September 2024 at 4.00pm (AWST).

## COMMENT

For the purposes of ensuring that the Fitzroy Crossing Youth Precinct Stage 1 – Water Splash Park is delivered by a suitably experienced operator in an acceptable timeframe and within the agreed budget, it is recommended that the tender is awarded to the contractor who provides value for money based on the approved tender scoring criteria below:

Criteria	Weighting
Key Personnel and Relevant Experience	35%
Tenderer's Resources and Methodology	35%
Local Supplier Details	20%
Risk	10%

A single tender submission was received from CMA Contracting. A score summary is shown below;

	Weighted Score	CMA
Key Personnel and Relevant Experience	35%	23.3%
Tenderer's Resources and Methodology	35%	22.2%
Local Supplier Details	20%	10.7%
Risk	10%	4.7%
<b>Totals</b>	<b>100%</b>	<b>60.9%</b>

As seen in the table above, CMA Contracting's score reflects the business's capability in each area in the Assessment Criteria for T03-2024/25 Fitzroy Crossing Youth Precinct Stage 1 - Water Splash Park. In particular, the information provided in areas including detail of key sub-contractors, lead contractor prior project experience and specific experience delivering aquatic and splash park infrastructure, was detailed and extensive.

- Indicative start date on site: Q2, 2025
- Indicative completion date: Q3, 2025
- Subcontractors as part of team: Delta Group, Water Features by Design, BEC, BK Concreting & Earthworks (Derby), Modus Australia, Wattnow Electrical (Derby), Remote Area Plumbing (Fitzroy Crossing)

Previous experience of CMA Contracting and its key sub-contractors include:

- Currently undertaking the Cable Beach Foreshore Redevelopment Stage 1A and 1B, with a contract value of \$13.5M
- Design and construction of the Kununurra Water Playground and toilet block, valued at \$3.2M
- Design and construction of the Wickham Water Playground
- Civil Landscaping works at the Royal Park Melbourne, valued at \$14.9M
- Construction of new elevated and ground level water tanks and pump station upgrade in Gapuwiyak (NT), with a combined value of \$7.3M

Officers believe that CMA Contracting is a capable delivery partner for this project given their previous project experience and overall consideration of their tender submission.

### **VOTING REQUIREMENT**

Simple majority

### **ATTACHMENTS**

#### **1. Confidential Price Summary - Confidential**

#### **RECOMMENDATION**

**That Council:**

- 1. Award Tender T03-2024/25 Fitzroy Crossing Youth Precinct Stage 1 – Water Splash Park to CMA Contracting; and**
- 2. Authorises the Chief Executive Officer to sign a contract with CMA Contracting for the design and construction of the Fitzroy Crossing Youth Precinct Stage 1 – Water Splash Park.**

## **13 TECHNICAL SERVICES**

### **13.1 DERBY CLOSED CIRCUIT TELEVISION (CCTV) - SHORT TERM UPGRADE**

**File Number:** 2211

**Author:** Wayne Neate, Director of Infrastructure

**Responsible Officer:** Tamara Clarkson, Acting Chief Executive Officer

**Authority/Discretion:** Executive

#### **SUMMARY**

This item is for council to consider the expenditure of funds for a short-term upgrade to the Derby closed circuit television (CCTV) system as requested by the Western Australian Police (WAPol). It will be recommended to expend the funds for the minor short-term upgrade to the Derby CCTV system and that the Shire lobby the State government in the long term for more significant upgrades to both Derby's and Fitzroy Crossing's CCTV systems.

#### **DISCLOSURE OF ANY INTEREST**

Nil by author or responsible officer.

#### **BACKGROUND**

On the 7<sup>th</sup> July 2017 the Shire entered into agreement with WAPol under the State CCTV strategy infrastructure fund to install CCTV systems in both Derby and Fitzroy Crossing. An additional grant from the Department of the Prime Minister and Cabinet was also secured for the "Derby Backstreets CCTV Security Cameras". These funds were then used to install cameras in both Derby and Fitzroy Crossing which began to be installed in 2018 and was completed in 2020 with the then system operational.

A further agreement was entered into in 2021 with additional cameras being installed in both Derby and Fitzroy Crossing in 2022. Both of these grants came from the proceeds of crime via WAPol with the commonwealth grant coming from the Remote Australia Strategy.

The systems consist of 18 Cameras in Derby and 7 Cameras in Fitzroy Crossing with the shire housing a recording and monitoring station in both the Coleman Centre, Derby and the Visitor centre, Fitzroy Crossing. In each of the towns police stations there is also a much larger monitoring system and recording system.

Since the system has been in place the Council has expended a total of \$209,852 in maintenance costs. It should be noted that some of these costs would have been claimed back as insurance when cameras were damaged by malicious acts or lightning, however it does not include operational costs such as power, insurance or staff time managing the systems.

Since the camera's installation like any piece of electronic equipment overtime the basic working capability of the equipment diminishes. A large expense in the maintenance costs were for the upgrade of the system in Fitzroy Crossing simply due to the age of the components. For example - wireless transmitters and receivers had stopped working and required replacement.

It is expected that there will be ongoing costs every 4-5 years as the components wear out and age.

**STATUTORY ENVIRONMENT**

Surveillance Devices Act 1998 and the Surveillance Devices Regulations 1999.

**POLICY IMPLICATIONS**

W7 Closed Circuit Television (CCTV),

F1 Procurement of Goods and Services and

F7 Regional Price Preference Policy

**FINANCIAL IMPLICATIONS**

The proposed upgrades to the 6 cameras in Derby will cost \$36,546.78 based on the quote provided. The current budget under account 2050311 is \$210,000. So far in 2024/25 \$15,175.49 has been expended with. This leaves \$194,824.51 as available funds within the account.

**STRATEGIC IMPLICATIONS**

GOAL	OUR PRIORITIES	WE WILL
1. Leadership and Governance	1.2 Capable, inclusive and effective organisation	1.2.1 Provide strong civic leadership
2. Community	2.4 Sustainable Communities	2.4.2 Collaborate with key agencies, groups and service providers to improve community services, programs and facilities

**RISK MANAGEMENT CONSIDERATIONS**

RISK	LIKELIHOOD	CONSEQUENCE	RISK ANALYSIS	MITIGATION
<b>Reputation:</b> If the Shire does not carry out any work to upgrade the CCTV system – Shires image could be damaged	Possible	Moderate	Medium	As a minimum repair the 6 cameras to allow the Police to undertake their duties in a better manner
<b>Community:</b> If the Shire does not carry out any work to upgrade the CCTV system – potential community backlash	Possible	Moderate	Medium	As a minimum repair the 6 cameras to allow the Police to undertake their duties in a better manner and lobby the state government for long term repairs.

**CONSULTATION**

Officers have liaised with Officer in Charge at Derby Police station along with several other officers in regards to the current CCTV and its performance. Shire Officers have also spoken to communications companies to gain prices on works moving forward.

**COMMENT**

The CCTV systems as they stand within Derby and Fitzroy Crossing are at the “opposite ends” of working capability with Fitzroy crossing at almost 100% operational capacity with only the hospital camera off line - 85.7% with 6/7 operational. Derby however is only 11.1% operational with only 2/18 cameras on line, those being the Hospital and McGovern Way.

Staff have worked with WAPol to recognise the most important cameras in the network. This will result in better use of WAPol resources and the best outcome for the community. It is recognised that these cameras are not used for crime prevention, but assist in solving crimes or tracking movement around the townsites.

WAPol has advised that it would appreciate the six cameras being brought back to a working order. As repair and upgrade costs are consistently required and relatively high, the potential for lobbying for state government grants (eg Proceeds of Crime) is considered worth pursuing.

**VOTING REQUIREMENT**

Simple majority

**ATTACHMENTS**

Nil

**RECOMMENDATION**

**That Council;**

- 1. Approve the repair of the six CCTV cameras recognised by the Western Australian Police department in the town of Derby and;**
- 2. Lobby the State government for funding to upgrade and maintain both Derby and Fitzroy Crossing’s CCTV systems noting upcoming elections.**

**14 DEVELOPMENT SERVICES**

Nil

**15 COMMUNITY AND RECREATION SERVICES**

Nil

**16 MOTIONS OF WHICH PREVIOUS NOTICE HAS BEEN GIVEN**

**17 NEW BUSINESS OF AN URGENT NATURE**

## **18 MATTERS FOR WHICH THE MEETING MAY BE CLOSED (CONFIDENTIAL MATTERS)**

### **RECOMMENDATION**

That Council considers the confidential report(s) listed below in a meeting closed to the public in accordance with Section 5.23(2) of the Local Government Act 1995:

#### **18.1 Nominations - Community Citizen of The Year Awards 2025**

This matter is considered to be confidential under Section 5.23(2) - h of the Local Government Act, and the Council is satisfied that discussion of this matter in an open meeting would, on balance, be contrary to the public interest as it deals with such other matters as may be prescribed (consider regulations).

**19 CLOSURE****19.1 Date of Next Meeting**

The next ordinary meeting of Council will be held Thursday, 12 December 2024 in the Council Chambers, Clarendon Street, Derby.

**19.2 Closure of Meeting**