



Shire of Derby/West Kimberley

ORDINARY MEETING OF COUNCIL

24 NOVEMBER 2016

AGENDA ATTACHMENTS

SHIRE OF DERBY WEST KIMBERLEY

TABLE OF CONTENTS AGENDA ATTACHMENTS THURSDAY 24 NOVEMBER 2016

Item 12.2.1	Cheque Reconciliation and Creditors Schedule of Accounts	1
Item 12.2.2	Monthly Financial Management Report September 2016	15
Item 12.3.1	Merit Engineers Structural Condition Report and Main Roads WA Level 2 Inspection of the Low Level Crossing, Fitzroy Crossing	41
Item 12.4.1	Numbla Nunga Heritage Assessment	117
Item 12.5.1	Disability Access Inclusion Plan 2016-2021	163



Shire of Derby/West Kimberley

ITEM 12.2.1

CHEQUE RECONCILIATION AND CREDITORS SCHEDULE OF ACCOUNTS

SHIRE OF DERBY/WEST KIMBERLEY
Cheque Reconciliation as at 31st October 2016
Council Meeting 24th November 2016

Electronic Funds Transferred:

Previous Listing	EP#40278 – EP#40543
Current Listing	EP#40544 – EP#40664
Cancelled EFT:	Nil
From Trust Account	\$ 6690.00
From Muni Account	\$ 1,298,145.77
Total value of EFT Payments:	\$ 1,304,835.77

Municipal Account:

Previous Cheque Listing	54556 – 54565
Current Cheque Listing	54566 – 54570
Cancelled/Spoilt Cheques:	
Total Value of Cheques	\$ 18598.79

Manual Cheque Payments

Previous Cheque Listing	288 – 297
Current Cheque Listing	Nil
Cancelled/Spoilt Cheques:	Nil
From Trust Account	Nil
From Muni Account	Nil
Total value of Cheques:	\$0.00

Trust Fund Account:

Previous Cheque Listing	6403 – 6414
Current Cheque Listing	6415 – 6418
Cancelled/Spoilt Cheque:	Nil
Value of Cheques:	\$ 1,781.98

Direct Debit Payments

Payroll Liabilities	\$ 68,565.71
---------------------	--------------

TOTAL MUNI EFT PAYMENTS	\$ 1298145.77
TOTAL TRUST EFT PAYMENTS	\$ 6690.00
TOTAL MUNI CHEQUES	\$ 18598.79
TOTAL TRUST CHEQUES	\$ 1781.98
DIRECT DEBIT FEES & CHARGES	\$ 404642.15
DIRECT DEBIT PAYROLL LIABILITIES	\$ 68565.71
TOTAL	\$ 1,798,424.40

EFT PAYMENTS

Cheque /EFT No	Date	Name	Amount
		Invoice Description	
EFT40544	10/10/2016	ASHBURNER FRANCIS	17,985.00
INV NT 1759	01/07/2016	ENGG CONSULTANCY SERVICES- DERBY AIRPORT	17,985.00
EFT40545	10/10/2016	ARCHER BUILDERS PTY LTD	218,054.37
INV 4476	16/09/2016	6030HANSON ST - NEW SHED CONSTRUCTION	26,709.10
INV 4490	29/09/2016	C13-2014 - NEW POUND AND WORKSHOP	163,202.87
INV 4498	04/10/2016	NEW SHED AT 603 HANSON ST	28,142.40
EFT40546	10/10/2016	AUSTRALIAN SERVICES UNION	283.80
DEDUCTION	04/10/2016	PAYROLL DEDUCTION	283.80
EFT40547	10/10/2016	DEPARTMENT OF ENVIRONMENT REGULATION	5,544.42
INV L8602	20/09/2016	ANNUAL LICENSE FEE - DERBY WASTE MANGMT FACILITY	5,544.42
EFT40548	10/10/2016	DCPM HOLDINGS	3,575.00
INV 120418	01/07/2016	ARCHITECTURAL SER. - PAYMENT SUMMARY 5	1,650.00
INV 120419	01/07/2016	ARCHITECTURAL SER. - PAYMENT SUMMARY 4	1,925.00
EFT40549	10/10/2016	KULBARDI HILL CONSULTING	21,609.50
INV 157	22/09/2016	STAGE 2 DERBY HERITAGE TRAIL	21,609.50
EFT40550	10/10/2016	SPORTS COMMUNITY PTY LTD	1,098.90
INV 4149	01/07/2016	STAFF DEVELOPMENT WEBINAR TRAINING SERIES	438.90
INV 4240	11/08/2016	CLUB SPOT - ONLINE TRAINING & RESOURCES HUB	660.00
EFT40551	10/10/2016	TOURISM COUNCIL WESTERN AUSTRALIA LTD	1,298.00
INV 1253	01/07/2016	ATAP ACCR.FEE, VCWA MEMBERSHIP, VC ACCRED. FEE	1,298.00
EFT40552	10/10/2016	TOXFREE - BROOME	6,134.41
INV 108315	31/07/2016	2M REC FL EMPTIES 7.7.16 & 21.7.16	6,134.41
EFT40553	12/10/2016	KRISTY BLAKE	300.00
INV T149	11/10/2016	BOND FOPR HIRE OF OVAL - 5 WEEK BOOT CAMP PR	300.00
EFT40554	12/10/2016	MOWIE ENTERPRISES	2,677.50
INV TMOE.23	11/10/2016	FXDS 12/08/2016	96.25
INV TMOE.23	11/10/2016	FXDS 17/08/2016	157.50
INV TMOE.23	11/10/2016	FXDS 19/08/2016	315.00
INV TMOE.23	11/10/2016	FXDS 22/08/2016	262.50
INV TMOE.23	11/10/2016	FXDS 24/08/2016	157.50
INV TMOE.23	11/10/2016	FXDS 26/07/2016	498.75
INV TMOE.23	11/10/2016	FXDS 26/08/2016	192.50
INV TMOE.23	11/10/2016	FXDS 05/08/2016	315.00
INV TMOE.23	11/10/2016	FXDS 08/08/2016	315.00
INV TMOE.23	11/10/2016	FXDS 11/08/2016	288.75
INV TMOE.23	12/10/2016	FXDS 25/08/2016	78.75
EFT40555	12/10/2016	VARIETY WA INC	300.00
INV T.VWA.1	12/10/2016	CIVIC CENTRE BOND	300.00
EFT40556	12/10/2016	WINDJANA TOURS	3,412.50
INV TWDJ.23	11/10/2016	FXDS 03/08/2016	682.50
INV TWDJ.23	11/10/2016	FXDS 05/08/2016	341.25
INV TWDJ.23	11/10/2016	FXDS 09/08/2016	341.25
INV TWDJ.23	11/10/2016	FXDS 11/08/2016	682.50
INV TWDJ.23	11/10/2016	FXDS 15/08/2016	341.25

INV TWDJ.23	11/10/2016	FXDS 17/08/2016	341.25
INV TWDJ.23	11/10/2016	FXDS 24/08/2016, FXDS 30/06/2016 (correction)	682.50
EFT40557	14/10/2016	ANDREW BLACK LANDSCAPES	19,635.00
INV 2583	04/10/2016	LANDSCAPING L603 HANSON ST	19,635.00
EFT40558	14/10/2016	AERODROME MANAGEMENT SERVICES PTY LTD	4,849.90
INV 3525	14/09/2016	DERBY AIRPORT ANNUAL TECH INSPECTION	4,849.90
EFT40559	14/10/2016	AVIATION ID AUSTRALIA	660.00
INV 4866	22/09/2016	ANNUAL ACCESS FEE TO VISITOR PASS 2016-17	660.00
EFT40560	14/10/2016	AMPAC DEBT RECOVERY (WA) P/L	162.25
INV 34410	31/08/2016	DEBT RECOVERY COST - SEPT 2016	162.25
EFT40561	14/10/2016	AYLA-MAY DELVIN	705.06
REIMSMT	11/10/2016	SCHOOL HOLIDAY TRIP - OCT 2016	614.81
REIMSMT	11/10/2016	GIRLS GROUP & SHP CRAFT SUPPLES	90.25
EFT40562	14/10/2016	ALTHAM PLUMBING CONTRACTORS	1,686.99
INV 4446	27/09/2016	REPAIR LEAK UNDER FOOTPATH AT WHARF	344.99
INV 4445	27/09/2016	TEST WATER PRESSURE ON CLARENDON ST	220.00
INV 4433	23/09/2016	SUPPLY 1 X WATER TRANSFER PUMP SEAL KIT	594.00
INV 4408	23/09/2016	EXCAVATE PLOT 643P FOR 17/09/2016,	264.00
INV 4407	23/09/2016	EXCAVATE PLOT 701P FOR 23/09/2016	264.00
EFT40563	14/10/2016	BLACKWOODS ATKINS - BROOME	329.43
BMBU0234	07/09/2016	BARRIER MESH ORANGE 50 METRE ROLL	125.76
BMBU4804	09/09/2016	GLOBE HALOGEN, BEACON 12/24V D/V	203.67
EFT40564	14/10/2016	BROOME AIR SERVICES	490.00
INV 26638	07/09/2016	Children's Book Week flight to Noonkanbah	490.00
EFT40565	14/10/2016	BOAB FESTIVAL DERBY INC	5,500.00
INV 2016208	27/09/2016	2016/2017 COMMUNITY GRANT - BOAB FESTIVAL	5,500.00
EFT40566	14/10/2016	BAILEYS FERTILISERS	1,509.75
INV 8874	02/09/2016	BRILLIANCE GRANULATED FERTILISER 20KG BAG x 50	1,509.75
EFT40567	14/10/2016	BIRUBI ART PTY LTD	290.95
INV 120066	09/09/2016	SUPPLIES FOR FXVC	290.95
EFT40568	14/10/2016	BRADLEY ISBISTER	1,218.01
REIMSMT	07/10/2016	ELECTRICITY SUBSIDY, TELEPHONE CHARGE	1,218.01
EFT40569	14/10/2016	CABCHARGE AUSTRALIA LIMITED	115.00
INV 890453	12/09/2016	CAB CHARGE AUGUST 2016	109.00
INV 890453	10/10/2016	ACCOUNT KEEPING FEE	6.00
EFT40570	14/10/2016	TOTALLY WORKWEAR - DERBY	594.40
INV 12126	13/09/2016	UNIFORMS - ROBERT VERBOON	282.20
INV 12125	13/09/2016	UNIFORMS - SANTOSH NAIR	312.20
EFT40571	14/10/2016	CONSERVATION RESOURCES	62.00
INV 7117	20/09/2016	2 x Mylar Photo Mounting Corners (Mount.cor.PE.lrg)	62.00
EFT40572	14/10/2016	CROMMELINS AUSTRALIA	483.36
INV 396682	08/09/2016	SPROCKET # 60205, CHAIN # 60131, FREIGHT	483.36
EFT40573	14/10/2016	CHRISTINE MCINTYRE	212.75
REIMSMT	10/10/2016	ELECTRICTY REIMBURSEMENT, 12.07.2016 - 09.09.2016	212.75
EFT40574	14/10/2016	DERBY 4X4 & MARINE	65.95
12648/32784	13/09/2016	PUNCTURE REPAIR KIT	65.95
EFT40575	14/10/2016	DERBY FIREARM SUPPLIES	633.60
INV 337	31/07/2016	SERVICE & CLEAN OF .22 RIFLE	633.60
EFT40576	14/10/2016	DIGGA WEST & EARTHPARTS WA	1,368.40

INV 44877	20/09/2016	ROAD BROOME 1600 X 600 TO SUIT DIGGA CLEANA	1,368.40
EFT40577	14/10/2016	CLARENDON UNIT TRUST (DERBY LODGE & BACKPACKERS)	480.00
INV 4472	06/09/2016	James Foley accom 4,5,and 7th Sept 2016	480.00
EFT40578	14/10/2016	DERBY PROGRESSIVE SUPPLIES	709.27
INV 2272558	08/09/2016	ROLL TOWEL # HT4419G - 12 PACK	47.37
INV 2272859	13/09/2016	20 X HAND SOAP CONTAINERS AND NIPPLES	412.50
INV 2273040	15/09/2016	CHIPS FOR RESALE	249.40
EFT40579	14/10/2016	DERBY HARDWARE MITRE10	2,889.50
10430815	13/09/2016	FERTILIZER WA LAWN DYNAMIC LIFTER 10KG	2,850.00
10430506	08/09/2016	UNF 9/16 X 2 H/T BOLT	39.50
EFT40580	14/10/2016	DUNCANS	6,635.00
INV 44	20/09/2016	HOUSING & INFRASTRUCTURE COMM MTG	815.00
INV 43	13/09/2016	September Governing Committee Meeting - Travel	600.00
INV 45	20/09/2016	RSRU COMMUNITY ENGAGEMENT - MTGS, REPORTING	5,220.00
EFT40581	14/10/2016	DWA INDUSTRIAL RESOURCES PTY LTD	24,981.00
INV 13961	23/09/2016	REMOVE & DUMP CLARENDON ST PUBLIC PHONE BOOTH	1,034.00
INV 13962	23/09/2016	20 x 2000x 1150mm BOX FRAMES FOR PAVING	8,800.00
INV 13948	19/09/2016	Urgent repairs to Wharf Berth 2 Stairs	4,521.00
INV 13964	23/09/2016	CLARENDON ST TOILET PRIVACY FRAME	3,894.00
INV 13974	28/09/2016	PRIVACY SCREEN TO TOILETS - QUOTE # 1677	2,871.00
INV 13869	23/08/2016	CONTRUCTION OF CAGES FOR MARKER FOOTINGS	3,861.00
EFT40582	14/10/2016	EGMONT ELECTRICAL	4,180.00
INV 2380	12/10/2016	LED LIGHTS AND DIMMERS TO FX LIBRARY AND V C	4,180.00
EFT40583	14/10/2016	ELDERS LIMITED (DERBY BRANCH)	280.25
INV IY52691	06/09/2016	1 x GAS EXCHANGE 9KG & 3 x GAS CYLINDER 9KG	280.25
EFT40584	14/10/2016	EXTREME PEST CONTROL	840.40
INV 8865	31/08/2016	TERMITE INSPECTION OF FXVC	840.40
EFT40585	14/10/2016	BRAD FARRELL	104.45
REIMSMT	13/10/2016	ELECTRICITY SUBSIDY 22.7.16 - 21.9.16	104.45
EFT40586	14/10/2016	GERARD LIGHTING PTY LTD	2,414.50
INV 2737492	12/09/2016	SUPPLY 10 X M2000T8 (P# 666270) GLOBES	2,090.00
INV 2738086	13/09/2016	SUPPLY 5 X IGNITORS - Z 12328	324.50
EFT40587	14/10/2016	GENEVIEVE RUSS	496.93
REIMSMT	11/10/2016	ELECTRICTY REIMBURSMENT, WATER CHARGE	496.93
EFT40588	14/10/2016	HORIZON POWER - ACCOUNT PAYMENTS	47,788.30
INV 406259	07/09/2016	LOC 26818 WHARF RD, DERBY 01.06.2016 - 30.06.2016	4,242.50
INV 220780	30/09/2016	DERBY STREET LIGHTS 01.09.2016 - 30.09.2016	14,195.00
INV 406259	26/09/2016	WHARF ROAD, DERBY 01.08.2016 - 31.08.2016	6,443.62
INV 406259	07/09/2016	LOC 26818 WHARF RD, DERBY 01.04.2016 - 30.04.2016	4,466.74
INV 406259	07/09/2016	LOC 26818 WHARF RD, DERBY 01.03.2016 - 31.03.2016	1,320.50
INV 406259	23/09/2016	WHARF RD, DERBY 01.07.2016 - 31.07.2016	4,319.80
INV 406259	07/09/2016	LOC 26818 WHARF RD, DERBY 01.05.2016 - 31.05.2016	4,348.53
INV 273214	26/09/2016	6 ROWELL CT, DERBY, PERIOD: 26.07.2016 - 23.09.2016	32.08
INV 150216	26/09/2016	4 LOCH ST, PERIOD: 26.07.2016 - 23.09.2016	497.19
INV 320398	27/09/2016	LOT 293 WHARF RD, PERIOD: 26.07.2016 - 23.09.2016	3,664.93
INV 416000	22/09/2016	UNIT 6/20 CLARENDON ST, DERBY, 22.07.2016 - 21.09.2016	222.86
INV 415999	22/09/2016	UNIT 5 / 20 CLARENDON ST, DERBY, 22.07.2016 - 21.09.2016	110.61
INV 340889	22/09/2016	55 CLARENDON ST, DERBY, 22.07.2016 - 21.09.2016	39.50
INV 407909	22/09/2016	68 CLARENDON ST, DERBY, 22.07.2016 - 21.09.2016	1,718.70

INV 415996	22/09/2016	UNIT 2/20 CLARENDON ST, DERBY, 22.07.2016 - 21.09.2016	154.83
INV 415995	22/09/2016	UNIT 1 / 20 CLARENDON ST, DERBY, 22.07.2016 - 21.09.2016	133.38
INV 205548	22/09/2016	SUIT 1/2 CLARENDON ST, DERBY, 22.07.2016 - 21.09.2016	1,877.53
EFT40589	14/10/2016	INTEGRITY COACHLINES (AUST) PTY LTD	76.50
INV 2869	01/09/2016	TICKET SALES 30.08.2016 BOOKING NO 117445	76.50
EFT40590	14/10/2016	JOHN CAREY	344.14
REIMSMT	13/10/2016	ELECTRICITY SUBSIDY 2.6.16 - 1.8.16	344.14
EFT40591	14/10/2016	JAMES FOLEY	2,234.50
INV 518	14/09/2016	REIMSMT - MEALS DURING DERBY VISIT - SEPT 2016	89.50
INV 515	09/09/2016	AUSTRALIAN SOCIETY OF AUTHORS - 05-08.09.2016	2,145.00
EFT40592	14/10/2016	KABLE AGENCIES PTY LTD	7,131.23
INV 3022	23/09/2016	RENT - 68 CLARENDON ST, 13.10.2016 - 12.11.2016	7,131.23
EFT40593	14/10/2016	KING SOUND CONCRETING	71,898.75
INV 10245	16/09/2016	CLARENDON ST FOOTPATH WORKS	71,898.75
EFT40594	14/10/2016	KEVIN LESLIE GORMAN	1,569.19
REIMSMT	13/10/2016	WATER CHARGE, ELECTRICITY SUBSIDY, PAINT n BRUSH	1,569.19
EFT40595	14/10/2016	KW TILT & TOW	190.00
INV 21	05/09/2016	PICK UP VEHICLE 1DFV559 AND DROP OFF AT DUMP	190.00
EFT40596	14/10/2016	MACFARLAN ELECTRICAL	5,093.70
INV 1768613	07/10/2016	CHECK ALL LIGHTS TO CARPARK, REPLACE GLOBE/S	1,125.30
INV 1768614	07/10/2016	REPLACE P/E CELL TO LIGHTING CIRCUIT	427.90
INV 1768615	07/10/2016	REPLACE CABLING BETWEEN LIGHTING TOWERS	3,540.50
EFT40597	14/10/2016	MANAGED IT PTY LTD	20,034.97
INV 38926	02/10/2016	SYMANTEC USER CONTENT FILTERING - 12 MONTHS	262.35
INV 38903	02/10/2016	SLA SERVER MNGMT - 12 MONTHS	2,285.53
INV 38907	09/10/2016	CITRIC LICENSING - 65 USERS - 12 MONTHS	1,488.06
INV 38921	02/10/2016	MANAGED SERVER SERVICES - MONTHLY FEE	546.15
INV 38906	02/10/2016	SYMANTEC - MANAGED ENDPOINT PROTECTION	1,732.58
INV 38898	02/10/2016	SLA - Baas : Baas 2015-2018	4,253.15
INV 38891	02/10/2016	SLA - SE : 2015 - 18 SERVER ESSENTIALS	9,467.15
EFT40598	14/10/2016	MCLEODS BARRISTERS & SOLICITORS	165.00
INV 94244	20/09/2016	ANNUAL AUDIT - 2016	165.00
EFT40599	14/10/2016	MURMUR DESIGN	1,257.10
MD2016_02	04/10/2016	KIMBERLEY YOUTH STRATEGY REPORT DOCUMENT	1,257.10
EFT40600	14/10/2016	LGISWA - LGIS PROPERTY	77,308.56
100- 125745	23/09/2016	LGIS BUSHFIRE EXTRA CONTRIBUTION - 30.6.16 - 30.6.17	246.40
100 - 125743	23/09/2016	LGIS WORKCARE INSURANCE 2ND INSTALMENT	77,062.16
EFT40601	14/10/2016	MOORE STEPHENS	5,610.00
INV 203694	30/09/2016	CLGF KEY WORKER HOUSING ANNUAL AUDIT	5,610.00
EFT40602	14/10/2016	OFFICE STAR	126.50
INV 42977	20/09/2016	TCL CHARGE TO DERBY - REPAIR E4540	126.50
EFT40603	14/10/2016	OSA PRODUCTIONS TRUST	550.00
INV 785A	08/10/2016	RAY RYDER DEPOSIT	550.00
EFT40604	14/10/2016	PILA GROUP	121.00
INV 18917	21/09/2016	3 X VANDAL ROPE DOORS FOR FLAG POLES	121.00
EFT40605	14/10/2016	PAUL BETAMBEAU	1,916.00
INV 695	29/10/2016	REMOVE BRICK PAVING AND REPLACE	1,916.00
EFT40606	14/10/2016	PROTECTOR FIRE SERVICES PTY LTD	11,161.31
INV 214819	27/09/2016	DERBY DEPOT (PLANT) - FIRE EQUIPMENT MTNCE	1,458.19
INV 214834	27/09/2016	TOY LIBRARY BUILDING - FIRE EQUIPMENT MTNCE	139.02

INV 214835	27/09/2016	WHARFINGER HOUSE - FIRE EQUIPMENT MTNCE	173.67
INV 214836	27/09/2016	SWIMMING POOL BLDGS - FIRE EQUIPMENT MTNCE	153.04
INV 214837	27/09/2016	DERBY DEPOT BUILDING - FIRE EQUIPMENT MTNCE	1,575.84
INV 214838	27/09/2016	YOUTH CENTRE BLDG - FIRE EQUIPMENT MTNCE	548.49
INV 214839	27/09/2016	LIBRARY BUILDING - FIRE EQUIPMENT MTNCE	510.54
INV 214840	27/09/2016	FX REC CENTRE DEMOUNTABLE - FIRE EQUIP. MTNCE	167.34
INV 214841	27/09/2016	REC CENTRE BUILDING - FIRE EQUIPMENT MTNCE	260.29
INV 214842	27/09/2016	SCALLYWAGS BUILDING - FIRE EQUIPMENT MTNCE	212.99
INV 214843	27/09/2016	FX AIRPORT BLDG - FIRE EQUIPMENT MTNCE	256.39
INV 214827	27/09/2016	DEV SERVICES BLDG - FIRE EQUIPMENT MTNCE	167.07
INV 214844	27/09/2016	FX DEPOT BUILDING - FIRE EQUIPMENT MTNCE	1,250.84
INV 214845	27/09/2016	PUBLIC HALL FX - FIRE EQUIPMENT MTNCE	1,150.14
INV 214846	27/09/2016	FXVC BLDG - FIRE EQUIPMENT MTNCE	534.47
INV 215860	27/09/2016	FX DEPOT (PLANT) - FIRE EQUIPMENT MTNCE	251.22
INV 214828	27/09/2016	DERBY AIRPORT BLDG - FIRE EQUIPMENT MTNCE	1,134.46
INV 214829	27/09/2016	COUNCIL CHAMBERS - FIRE EQUIPMENT MTNCE	195.12
INV 214830	27/09/2016	DERBY VISITOR CENTRE - FIRE EQUIPMENT MTNCE	195.12
INV 214831	27/09/2016	CIVIC CENTRE DERBY - FIRE EQUIPMENT MTNCE	162.94
INV 214832	27/09/2016	MAIN ADMIN BUILDINGS - FIRE EQUIPMENT MTNCE	511.09
INV 214833	27/09/2016	SWIMMING POOL BLDGS - FIRE EQUIPMENT MTNCE	153.04
EFT40607	14/10/2016	AUSTRALASIAN PERFORMING RIGHT ASSOC LIMITED	279.84
INV 990556/8	04/10/2016	LICENCE FEE - CIVIC CENTRE - 1.11.16 - 31.10.17,	279.84
EFT40608	14/10/2016	PRINTING IDEAS	145.75
INV 34749	12/09/2016	BUSINESS CARDS - AYL M DELVIN & B FARRELL	145.75
EFT40609	14/10/2016	RAY WHITE DERBY	82.47
7 BLDWOD	28/09/2016	WATER CHARGE - 14.07.2016 - 10.09.2016	82.47
EFT40610	14/10/2016	ROBYN POWELL	73.89
REIMSMT	12/10/2016	ELECTRICITY SUBSIDY 22.7.16 - 21.9.16	73.89
EFT40611	14/10/2016	DERBY BETTA HOME LIVING	58.00
10055569	05/09/2016	Guitar / audio leads x 2	58.00
EFT40612	14/10/2016	RFF PTY LTD	11,000.00
INV 48	09/10/2016	PROJECT MNGMT SERVICES - SEPT 2016	11,000.00
EFT40613	14/10/2016	ROY GRIPSKE & SONS PTY LTD	173.97
INV 938406	09/09/2016	CHAIN/BAR COMBO, CHAIN TO SUIT MS210 etc	173.97
EFT40614	14/10/2016	JENKINS EARTHMOVING & TRANSPORT	86,397.51
INV 300	30/09/2016	C3-2015 - MTNCE GRADING	86,397.51
EFT40615	14/10/2016	RONALD PIUS DELVIN	326.59
REIMSMT	10/10/2016	ELECTRICTY REIMBURSEMENT, 29.07.2016 - 28.09.2016	326.59
EFT40616	14/10/2016	ROSCOS TRADE MATE	220.00
INV 3761	28/09/2016	GAS STRUT # ST400N-525, GAS STRUT # ST400N-525	220.00
EFT40617	14/10/2016	RUSTYS IGA (HAGGARTY NOMINEES PTY LTD)	27.85
INV 01/9817	20/09/2016	Groceries	27.85
EFT40618	14/10/2016	SANTHOSH NAIR	227.20
REIMSMT	12/10/2016	ELECTRICITY SUBSIDY 22.7.16 - 21.9.16	227.20
EFT40619	14/10/2016	SARAH MCKAY	227.44
REIMSMT	11/10/2016	ELECTRICTY REIMBURSEMENT, 02.08.2016 - 03.10.2016	227.44
EFT40620	14/10/2016	SYDNEY WEBLEY	205.00
REIMSMT	12/10/2016	GAS BOTTLE	205.00
EFT40621	14/10/2016	JTAGZ	400.40
INV 32459	27/09/2016	WRAPSTRAP TAGS	400.40

EFT40622	14/10/2016	TOLL PRIORITY	168.06
INV 69040186	30/09/2016	WATER EXAM LAB CN 90S576FW	168.06
EFT40623	14/10/2016	TELSTRA CORPORATION	668.05
2.00021E+12	26/09/2016	NOEL MYERS 08 9443 8273, 22.08.2016 - 21.09.2016	93.90
1718873800	27/09/2016	BROADBAND FXVC - 19.10.2016	75.33
4275260810	27/09/2016	SHIRE SATELLITE PHONES	498.82
EFT40624	14/10/2016	VISIMAX	146.00
INV 5040	08/09/2016	10 x RANGER BADGES, 10 X SNR RANGER BADGES,	146.00
EFT40625	14/10/2016	WATERFORD BAY PTY LTD	921.20
INV A900951	29/09/2016	RATES REFUND A900951	921.20
EFT40626	14/10/2016	WENDY M BINKS - STUNNED EMU DESIGNS	701.55
INV 2623	19/09/2016	SUPPLIES FOR FXVC FOR RESALE	701.55
EFT40627	14/10/2016	WAYNE THOMAS NEATE	22.80
REIMSMT	29/09/2016	ELECTRICTY REIMBURSEMENT, 27.09.2016 - 28.09.2016	22.80
EFT40628	14/10/2016	DEAN WILSON TRANSPORT PTY LTD	63.53
20153635	16/09/2016	FREIGHT- VARIOUS	63.53
EFT40629	14/10/2016	WATTNOW ELECTRICAL	6,191.60
INV 2281	03/10/2016	REC CENTRE BUILDING - REPAIR EMERGENCY EXIT LIGHT	543.90
INV 2280	03/10/2016	WHARF TOILETS - REPAIR LIGHT TO DISABLED TOILET	339.00
INV 2259	26/09/2016	REPLACE FALLEN LIGHTPOLE AT CIVIC CENTRE	189.20
INV 2251	26/09/2016	RECTIFY FAULTS TO "THE CATCH" RESTAURANT	2,209.89
INV 2250	26/09/2016	REPAIR FAULT TO CARPARK LIGHTING	2,909.61
EFT40630	14/10/2016	WOOLWORTHS PTY LIMITED	579.80
INV 2433114	05/09/2016	BBQ SUPPLIES DOG HEALTH COURSE	72.26
INV 2289430	15/09/2016	ADMIN KITCHEN SUPPLIES	92.74
INV 2433129	07/09/2016	CHILD PROTECTION WEEK- BBQ SUPPLIES	128.46
INV 2289449	19/09/2016	GROCERIES FOR AEHT FIELD TRIP	39.61
INV 2289428	14/09/2016	GROCERIES	131.86
INV 2433146	09/09/2016	GROCERIES	70.49
INV 2433132	08/09/2016	SAUCEPAN AND SCALE	44.38
EFT40631	21/10/2016	ALTHAM PLUMBING CONTRACTORS	2,192.50
INV 4406	23/09/2016	REMOVE AND POISON TREE ROOT NEAR FRONT GATE	283.25
INV 4409	23/09/2016	REPAIR KITCHEN SINK MIXER - 4 WOOLLYBUTT CNR`	369.25
INV 4405	23/09/2016	REPAIR LEAK TO FRESH WATER PUMP	1,540.00
EFT40632	21/10/2016	AUSTRALIAN SERVICES UNION	283.80
DEDUCTION	18/10/2016	PAYROLL DEDUCTION	283.80
EFT40633	21/10/2016	BUXTON RESOURCES	921.20
REFUND	22/09/2016	RATES REFUDN - PAID TO WRONG ASSESSMENT NO	921.20
EFT40634	21/10/2016	BOC LIMITED	285.25
INV CIG	28/09/2016	MONTHLY GAS SERVICE SEPT 201SEPT 2016	285.25
EFT40635	21/10/2016	COASTAL DISTRIBUTING & PROVEDORING	628.65
INV 148779	07/10/2016	10 x BOX CHOCOLATES, 10 x BOX RAINBOW	628.65
EFT40636	21/10/2016	NATHAN DAY	1,593.45
REFUND	05/10/2016	REFUND OVERPAID RATES	1,593.45
EFT40637	21/10/2016	EMMA GUGERI	260.17
REIMSMT	21/10/2016	ELECTRICITY SUBSIDY - 19/07/2016 - 16/09/2016	260.17
EFT40638	21/10/2016	GUNGALLA MACKAY PTY LTD	41,763.15
25996	20/10/2016	MID YEAR MAINTENCE GRADE	41,763.15
EFT40639	21/10/2016	HORIZON POWER - ACCOUNT PAYMENTS	17,674.71
INV 387885	06/10/2016	L1415 ASHLEY ST 4.8.16 - 5.10.16	30.61

INV 312249	06/10/2016	L143 DERBY H'WAY 6.9.16 - 5.10.16	4,527.68
INV 207794	06/10/2016	142 LOCH ST DERBY 4.8.16 - 5.10.16	624.95
INV 421738	05/10/2016	8 COOLIBAH WAY 3.8.16 - 4.10.1	399.60
INV 393995	05/10/2016	L52 PANDANAS WAY 3.8.16 - 4.10.16	31.78
INV 173364	05/10/2016	40 ASHLEY ST 3.8.16 - 4.10.16	2,608.11
INV 424950	05/10/2016	LOT 26818 WHARF CAFE LIGHTING 3.9.16 - 4.10.16	389.70
INV 333902	05/10/2016	24 LOCH ST 3.9.16 - 4.10.16	1,694.77
INV 420488	05/10/2016	19 WOOLLYBUTT CNR 3.8.16 - 4.10.16	542.62
INV 421669	06/10/2016	6 TOWER PL DERBY 4.8.16 - 5.10.16	346.40
INV 172452	06/10/2016	L199 FORREST RD FX 6.9.16 - 5.10.16	4,300.62
INV 158996	06/10/2016	7 TOWER PL DERBY 4.8.16 - 5.10.16	353.59
INV 321183	06/10/2016	30 CLARENDON ST ADMIN 6.9.16 - 5.10.16	1,824.28
EFT40640	21/10/2016	KETTLE CAFE	200.00
REFUND	11/10/2016	REFUND OVERPAID INVOICE 18589	200.00
EFT40641	21/10/2016	KULBARDI HILL CONSULTING	16,203.00
INV 160	08/10/2016	STAGE 2 DERBY HERITAGE PROJECT	16,203.00
EFT40642	21/10/2016	KIMBERLEY TRAINING INSTITUTE (NORTH REGIONAL TAFE)	35.00
INV I26767	22/09/2016	LITERACY & NUMERACY SKILLS - L A MUMBERAY	35.00
EFT40643	21/10/2016	KIMBERLEY PEST CONTROL	165.00
INV 14291	20/09/2016	SPRAY PROPERTY FOR COCKROACHES AND CRICKETS	165.00
EFT40644	21/10/2016	KENNETH BRUCE SPRY	266.67
REIMSMT	18/10/2016	ELECTRICITY SUBSIDY 26.7.16 - 23.9.16	266.67
EFT40645	21/10/2016	KW REFRIGERATION & A/C	286.00
INV 5912	15/09/2016	REPAIR FAULT TO YOUTH CENTRE MANAGERS OFFICE	176.00
INV 5909	15/09/2016	13A HOLMAN ST - REPAIR A/C UNIT	110.00
EFT40646	21/10/2016	KEY2CREATIVE	3,069.00
INV 44568	16/09/2016	WEBSITE UPDATE AND MAILCHIMP SETUP	3,069.00
EFT40647	21/10/2016	WESTERN AUSTRALIAN LOCAL GOVT. ASSOCIATION (WALGA)	1,089.00
INV I3062244	23/09/2016	RATES TRAINING - CLERICAL 24.11.2016 - SANTHOSH	544.50
INV I3062245	23/09/2016	RATES TRAINING - DEBT COLLE. 25.11.2016 - SANTHOSH	544.50
EFT40648	21/10/2016	MARTIN CUTHBERT	87.22
REIMSMT	18/10/2016	ELECTRICITY SUBSIDY 16.8.16 - 31.08.16	87.22
EFT40649	21/10/2016	MESSAGES ON HOLD AUSTRALIA	481.17
INV 249045	26/09/2016	PROVISION OF PROGRAMMING AND EQPMT	481.17
EFT40650	21/10/2016	RAY WHITE DERBY	715.00
13/9 CASSIA	21/09/2016	VARIOUS WORKS AT 13/9 CASSIA	715.00
EFT40651	21/10/2016	ROYAL FLYING DOCTOR SERVICE	6,713.52
DONATION	18/10/2016	QUARTERLY LEASE PAYMENT - DONATION 1.8.16 - 31.10.16	6,713.52
EFT40652	21/10/2016	SAMARA READ	119.13
REIMSMT	18/10/2016	ELECTRICITY SUBSIDY 22.7.16 - 21.9.16	119.13
EFT40653	21/10/2016	SAMPEY MEATS	345.06
INV 199547	11/10/2016	SCHOOL HOLIDAY PROGRAM SUPPLIES	345.06
EFT40654	21/10/2016	STEPHEN CARRICK ARCHITECTS PTY LTD	990.00
INV SCA1221	08/10/2016	HERUTAGE SUPPORT SERVICES 2016-17	990.00
EFT40655	21/10/2016	STUART E FISHER	149.22
REIMSMT	21/10/2016	Electricity Reimbursement - 03/08/2016 - 04/10/2016	149.22
EFT40656	21/10/2016	SARAH-JANE ANDERSON	366.30
REIMSMT	21/10/2016	Electricity Reimbursement - 04/08/2016 - 05/10/2016	366.30

EFT40657	21/10/2016	TARYN DYER	225.75
REIMSMT	18/10/2016	ELECTRICITY SUBSIDY 26.7.16 - 23.9.16	225.75
EFT40658	21/10/2016	TOLL PRIORITY	89.74
INV 69040351	14/10/2016	CN 0090S576FY WATER EXAM LAB	89.74
EFT40659	21/10/2016	TERRITORY RURAL	1,062.67
5.3001E+11	16/09/2016	SPRINKLERS, ROTATORS, ATRIC RISERS	1,062.67
EFT40660	21/10/2016	LEEDAL PTY LTD T/AS TARUNDA IGA	8.59
INV 222245	08/09/2016	PEDIGREE M -BITE MINCE	8.59
EFT40661	21/10/2016	WAYNE THOMAS NEATE	244.50
REIMSMT	18/10/2016	TELEPHONE CHARGE 8.9.16 - 1.10.17	244.50
EFT40662	28/10/2016	ARCHER BUILDERS PTY LTD	140,608.93
INV 4513	28/10/2016	DEPOT SHED PROGRESS PAYMENT #5 C13-2014	140,608.93
EFT40663	28/10/2016	KIMBERLEY PILBARA CATTLEMEN'S ASSOCIATION	550.00
INV 0053	26/10/2016	12 MONTH MEMBERSHIP	550.00
EFT40664	28/10/2016	JENKINS EARTHMOVING & TRANSPORT	334,419.67
INV 299	30/09/2016	PAYMENT #5 - C10-2015 COLOURSTONE ABATTOIR ROADS	194,581.07
INV 305	24/10/2016	C3- 2015 GRADING VARIOUS ROADS	139,838.60
		TOTAL	\$1,304,835.77

MUNI CHEQUES

Cheque /EFT No	Name		Amount
	Date	Invoice Description	
54566	14/10/2016	DEPARTMENT OF MINES AND PETROLEUM	36.50
INV DGS022028	27/09/2016	DANGEROUS GOODS LICENSE FEE- LATE PAYMENT FEE	36.50
54567	14/10/2016	DEPARTMENT OF TRANSPORT - VEHICLE REGO	200.00
INV 2470KW	29/09/2016	SHIRE PLARE FEE 2470KW	200.00
54568	14/10/2016	ROBYN BOWCOCK	160.00
INV REFUND	23/09/2016	REFUND OF CONCESSION - POOL MEMBERSHIP	160.00
54569	14/10/2016	SHIRE OF DERBY/WEST KIMBERLEY	4,028.00
DEDUCTION	04/10/2016	PAYROLL DEDUCTION	3,341.00
DEDUCTION	04/10/2016	PAYROLL DEDUCTION	231.00
DEDUCTION	04/10/2016	PAYROLL DEDUCTION	456.00
54570	14/10/2016	WATER CORPORATION	14,174.29
INV 9006978123	19/09/2016	CEMETERY AT 27017 WODEHOUSE ST 15.07.2016 - 16.09.2016	515.37
INV 9006983547	19/09/2016	CENTRE AT 63-65 ASHLEY ST - 15.07.2016 - 15.09.2016	2,655.98
INV 9006983598	19/09/2016	CENTRE AT 53 ASHLEY ST - 15.07.2016 - 16.09.2016	50.76
INV 9006984048	19/09/2016	1-7 MILLARD ST - 15.07.2016 - 15.09.2016	1,294.53
INV 9006984507	19/09/2016	SPEEDWAY AT DBY HWY - 15.07.2016 - 16.09.2016	3,384.32
INV 9009945968	19/09/2016	UNIT A / 13 HOLMAN ST - 15.07.2016 - 16.09.2016	356.30
INV 9009945976	19/09/2016	UNIT B / 13 HOLMAN ST - 15.07.2016 - 16.09.2016	389.50
INV 9010195412	19/09/2016	RESERVE AT 28 ASHLEY ST - 15.07.2016 - 15.09.2016	38.35
INV 9011212376	19/09/2016	RESERVE AT STEEL ST - 16.07.2016 - 16.09.2016	399.31
INV 9016645795	19/09/2016	RESERVE AT COOLIBAH WAY - 15.07.2016 - 16.09.2016	1,688.26
INV 9018685299	19/09/2016	RESERVE AT CORKWOOD CT - 15.07.2016 - 16.09.2016	972.67
INV 9006976646	19/09/2016	PARK AT 142 LOCH ST - 15.07.2016 - 16.09.2016	6.77
INV 9006974376	19/09/2016	SPORTS COMPLEX AT 153 LOCH ST - 15.07.2016 - 16.09.2016	127.39
INV 9006974368	19/09/2016	TOILETS AT 153 LOCH ST - 15.07.2016 - 16.09.2016	39.81

INV 9006985833	12/09/2016	ROAD VERGE 1 CLARENDON ST - 14.07.2016 - 09.09.2016	23.57
INV 9006980581	19/09/2016	SCALLYWAGS - 40-42 ASHLEY ST - 15.07.2016 - 16.09.2016	1,350.68
INV 9006981445	19/09/2016	7 TOWER PLACE - 15.07.2016 - 16.09.2016	257.43
INV 9006981517	19/09/2016	6 TOWER PLACE - 15.07.2016 - 16.09.2016	330.80
INV 9006981541	19/09/2016	2 WODEHOUSE ST - 15.07.2016 - 16.09.2016	292.49
		TOTAL	\$18,598.79

TRUST CHEQUES

Cheque /EFT No		Name	Amount
	Date	Invoice Description	
6415	11/10/2016	CONSTRUCTION TRAINING FUND	89.69
INV TBCI.20	11/10/2016	RETURN SEPTEMBER 206	89.69
6416	11/10/2016	BUILDING COMMISSION	827.79
INV TBRB.30	11/10/2016	RETURN SEPTEMBER 206	827.79
6417	11/10/2016	SHIRE OF DERBY/WEST KIMBERLEY	43.25
INV TBCI.20	11/10/2016	App # BPC3908 BCTF COMMISSION	8.25
INV TBRB.30	11/10/2016	App # OP3886 NRN COMMISSION	35.00
6418	12/10/2016	SHIRE OF DERBY/WEST KIMBERLEY	821.25
INV TMOE.23	11/10/2016	FXDS 26/07/2016	71.25
INV TMOE.23	11/10/2016	FXDS 17/08/2016	22.50
INV TMOE.23	11/10/2016	FXDS 19/08/2016	45.00
INV TMOE.23	11/10/2016	FXDS 22/08/2016	37.50
INV TMOE.23	11/10/2016	FXDS 24/08/2016	22.50
INV TMOE.23	11/10/2016	FXDS 26/08/2016	27.50
INV TWDJ.23	11/10/2016	FXDS 03/08/2016	97.50
INV TWDJ.23	11/10/2016	FXDS 05/08/2016	48.75
INV TWDJ.23	11/10/2016	FXDS 09/08/2016	48.75
INV TWDJ.23	11/10/2016	FXDS 11/08/2016	97.50
INV TMOE.23	11/10/2016	FXDS 05/08/2016	45.00
INV TWDJ.23	11/10/2016	FXDS 15/08/2016	48.75
INV TWDJ.23	11/10/2016	FXDS 17/08/2016	48.75
INV TWDJ.23	11/10/2016	FXDS 24/08/2016	48.75
INV TMOE.23	11/10/2016	FXDS 08/08/2016	45.00
INV TMOE.23	11/10/2016	FXDS 11/08/2016	41.25
INV TMOE.23	11/10/2016	FXDS 12/08/2016	13.75
INV TMOE.23	12/10/2016	FXDS 25/08/2016	11.25
		TOTAL	\$1,781.98

DIRECT DEBIT CHARGES

Cheque /EFT No		Name	Amount
	Date	Invoice Description	
680	06/10/2016	GHA - GREYHOUND AUSTRALIA	2,635.30
680	03/10/2016	CBA - CBA POS FEE	4.94

680	03/10/2016	WN7365 - WESTNET ACCOUNT 7365 (\$264.83)	309.85
680	03/10/2016	MER - MERCHANT FEES	2,189.47
680	03/10/2016	EXC - EXCESS TRANSACTIONS FEE	81.95
680	03/10/2016	CMD - CHEQUE OR MERCHANT DEPOSITS FEE	44.40
680	01/10/2016	FXBC - FITZROY CROSSING BANK CHARGES	30.90
681	13/10/2016	GHA - GREYHOUND AUSTRALIA	1,893.13
681	10/10/2016	CAP - CAPITAL FINANCE - GYM LEASE MONTHLY PAYMENTS	516.32
682	20/10/2016	GHA - GREYHOUND AUSTRALIA	3,264.24
682	17/10/2016	BEX - BPOINT FEES	46.58
682	21/10/2016	BAS6A - ATO - BAS PAYMENT - FBT INSTALMENT	41,810.00
682	21/10/2016	BAS7D - ATO - BAS PAYMENT - FUEL TAX CREDIT	-619.00
682	21/10/2016	BAS1A - ATO - BAS PAYMENT - GST COLLECTED	9,826.00
682	21/10/2016	BAS1B - ATO - BAS PAYMENT - GST PAID	-94,145.00
682	17/10/2016	BAS4 - ATO - BAS PAYMENT - PAYG WITHHOLDING	113,296.00
683	27/10/2016	GHA - GREYHOUND AUSTRALIA	1,995.00
		PAYROLL	321462.07
		TOTAL	\$404,642.15



Shire of Derby/West Kimberley

ITEM 12.2.2

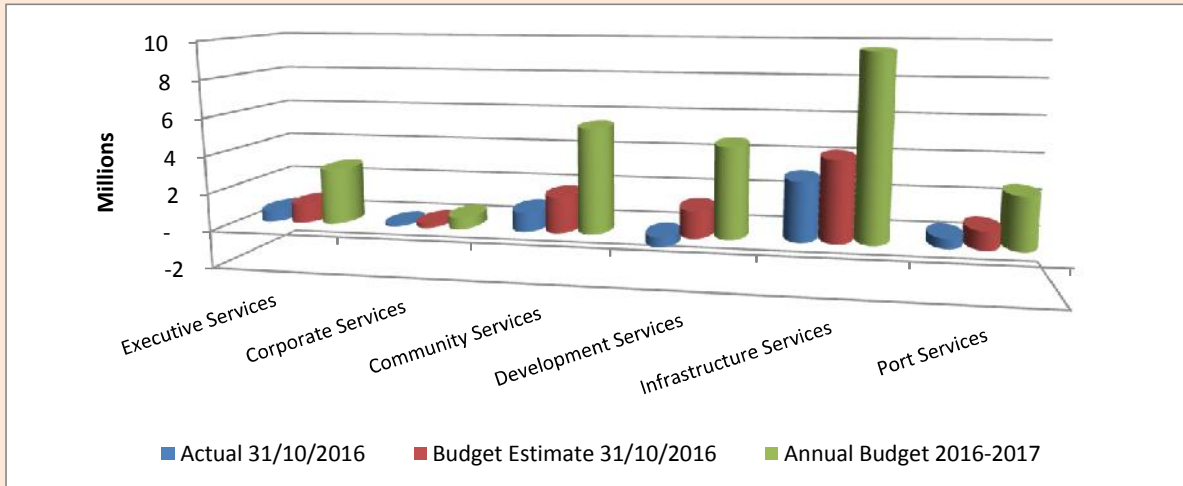
MONTHLY FINANCIAL REPORT OCTOBER 2016

Shire of Derby West Kimberley

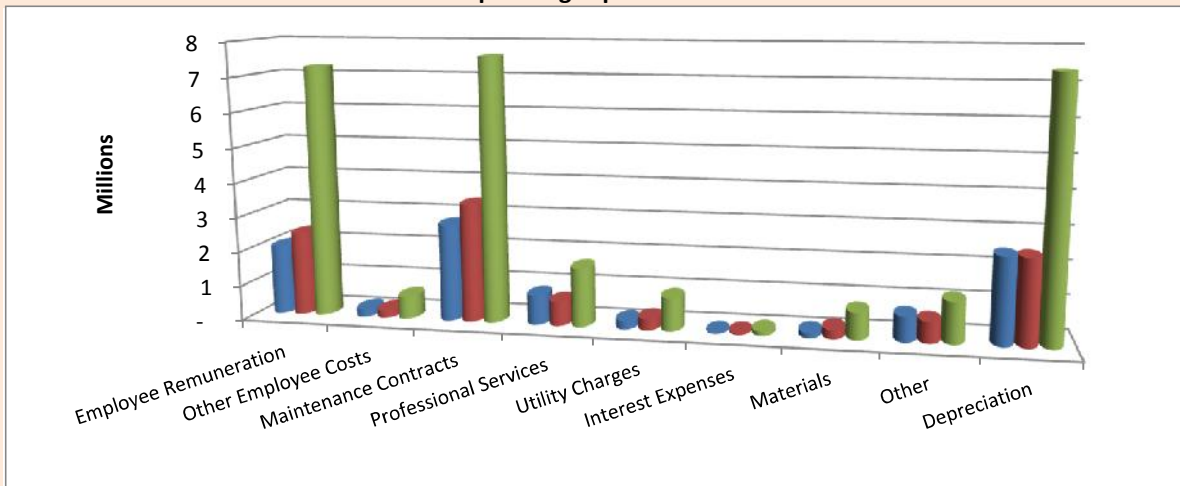
Monthly Financial Statements

31 October 2016

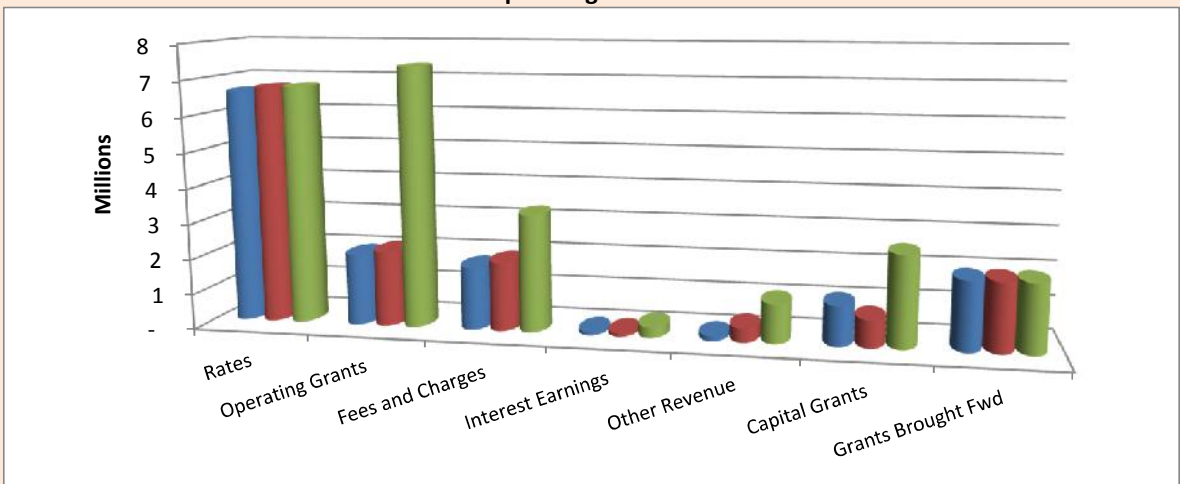
General Purpose Income Required



Operating Expenditure



Operating Income



Shire of Derby West Kimberley

Monthly Financial Statements by Nature and Type

Total All Divisions	Year to Date	Budget Estimate	Budget	26% of year gone	Variance on estimate
	31/10/2016	31/10/2016	2016-2017	% spent or raised	<> \$30,000
Unrestricted Revenue					
Amount Raised from Rates	(6,633,767)	(6,748,800)	(6,768,800)	98%	115,000
Fees and Charges	(1,694,390)	(1,846,112)	(2,930,100)	58%	151,700
Lease and Rental	(114,023)	(139,320)	(418,000)	27%	-
Contributions and Reimbursements	(367,205)	(460,664)	(987,200)	37%	93,500
Other Revenue	(138,106)	(399,672)	(1,124,100)	12%	261,600
Interest Earnings	(102,178)	(103,976)	(312,000)	33%	-
Grants	(1,675,764)	(1,698,630)	(6,385,600)	26%	-
Grants Brought Forward from Previous Years	(863,700)	(863,700)	(863,700)	100%	-
Less Operating Grants to be Carried Forward	1,359,481	1,212,931	460,100	295%	146,600
Total Unrestricted Revenue	(10,229,651)	(11,047,943)	(19,329,400)	53%	818,300
Direct Expenses					
Employee Costs					
Remuneration	1,842,414	1,990,600	5,892,700	31%	(148,200)
Other	227,485	219,884	660,000	34%	-
Goods					
Food and Refreshments	17,001	21,888	65,800	26%	-
Stationery and Cleaning Products	4,315	10,676	32,100	13%	-
Minor Assets and Equipment	4,461	43,848	131,600	3%	(39,400)
Hardware and General Materials	122,260	182,724	548,800	22%	(60,500)
Services					
General	2,764,778	3,311,522	7,287,100	38%	(546,700)
Cleaning	44,650	94,508	283,600	16%	(49,900)
Mechanical	3,335	13,096	39,400	8%	-
Technical	40,275	34,696	104,400	39%	-
Professional	172,597	184,140	528,500	33%	-
Memberships and Subscriptions	58,613	57,856	173,600	34%	-
Hire and Lease	30,311	33,820	101,500	30%	-
Insurance	554,288	389,002	788,800	70%	165,300
Power and Water	236,911	323,628	954,100	25%	(86,700)
Other					
Interest	27,862	40,628	121,900	23%	-
Other	656,898	508,847	893,200	74%	148,100
Write-offs, Concessions and Contributions	64,136	99,552	298,700	21%	(35,400)
Total Direct Expenditure	6,872,591	7,560,915	18,905,800	36%	(688,300)
Indirect Expenses					
Works Crew Wages	166,079	209,996	709,600	23%	(43,900)
Works Crew Overhead	267,632	438,676	1,316,300	20%	(171,000)
Works Crew Plant	93,788	122,348	367,300	26%	-
Materials Allocated from Stock	10,997	37,036	111,200	10%	-
Executive Services ABC Allocation	184,500	184,492	553,500	33%	-
Corporate Services ABC Allocation	718,873	718,680	2,156,200	33%	-
Housing Allocation	140,933	140,920	422,800	33%	-
Project and Tech. Services ABC Allocation	28,753	28,764	86,300	33%	-
Depreciation and Nett Book Disposal	2,481,979	2,462,152	7,386,600	34%	-
Total Indirect Expenditure	4,093,535	4,343,064	13,109,800	31%	(249,500)
Less Allocations Outward	(1,499,206)	(1,757,808)	(5,273,400)	28%	258,600
General Funding Required/(Provided) for Operations	(762,732)	(901,772)	7,412,800	-10%	139,000
Asset Renewal and Financing					
Goods and Services	979,149	1,504,457	12,476,600	8%	(525,300)
Works Crew Wages	13,379	-	-	-	-
Works Crew Overhead	17,393	-	-	-	-
Works Crew Plant	11,515	-	-	-	-
Project and Tech. Services ABC Allocation	34,905	111,630	392,300	9%	(76,700)
Transfer to Reserves	12,667	12,284	196,400	6%	-
Principal on Loan Debt	30,962	49,228	147,700	21%	-
Total Assets and Financing	1,099,971	1,677,599	13,213,000	8%	(577,600)
Capital Funding					
Grants and Contributions	(1,144,764)	(784,760)	(2,610,300)	44%	(360,000)
Grants brought forward from previous years	(1,115,000)	(1,115,000)	(1,115,000)	100%	-
Less Grants to be Carried Forward	1,921,173	1,921,946	117,300	1638%	-
New Loans	-	-	(7,000,000)	-	-
Sale of Assets	3,000	(20,664)	(212,000)	-1%	-
Transfer from Reserves	-	(267,624)	(1,230,600)	-	267,600
Total Capital Funding	(335,591)	(266,102)	(12,050,600)	3%	(69,500)
General Funding Required/(Provided)	764,380	1,411,497	1,162,400	54%	(647,100)
Write Back Depreciation and Nett Book Disposal	(2,481,979)	(2,462,152)	(7,386,600)	34%	-
Deficit/(Surplus) Carried/Brought Forward*	-	-	(1,188,600)	-	-
General Funding Required/Provided (Deficit/Surplus)	(2,480,331)	(1,952,427)	0	-	(527,900)

Shire of Derby West Kimberley
Monthly Financial Statements by Activity

Total All Divisions	Year to Date	Budget Estimate	Budget	26% of year gone	Variance on estimate
	31/10/2016	31/10/2016	2016-2017	% spent or raised	<> \$30,000
Revenue					
Core Program Income	(9,706,272)	(9,884,980)	(14,689,800)	66%	178,700
Strategic Program Income	(642,679)	(850,174)	(2,544,800)	25%	207,500
Project Income	(341,230)	(574,288)	(1,427,900)	24%	233,100
Contributions	-	(10,764)	(32,300)	-	-
Buildings Income	(60,457)	(76,968)	(231,000)	26%	-
Profit on Sale of Assets	(6,364)	-	-	-	-
Nett Unspent Grants	495,781	349,231	(403,600)	-123%	146,600
Total Recurrent Revenue	(10,261,221)	(11,047,943)	(19,329,400)	53%	786,700
Expenditure					
Core Service Provision	3,624,457	3,913,310	11,629,400	31%	(288,900)
Strategic Service Provision	1,006,119	1,074,738	3,071,700	33%	(68,600)
Training and Development	62,347	42,141	136,700	46%	-
Strategic Planning	33,015	48,332	145,000	23%	-
Buildings	395,133	595,810	1,655,200	24%	(200,700)
Plant and Vehicles	228,968	219,100	635,600	36%	-
Operational Projects	430,048	513,926	1,528,500	28%	(83,900)
Development Projects	1,463,651	1,661,126	1,865,200	78%	(197,500)
Transport Infrastructure	818,549	774,956	2,182,600	38%	43,600
Other Infrastructure	447,065	598,388	1,779,100	25%	(151,300)
Depreciation	2,482,967	2,462,152	7,386,600	34%	-
Loss on Sale of Assets	5,375	-	-	-	-
Total Direct Expenditure	10,997,695	11,903,979	32,015,600	34%	(906,300)
Less Allocations Outward	(1,499,207)	(1,757,808)	(5,273,400)	28%	258,600
General Purpose Funding required/(provided)	-762,732	-901,772	7,412,800	-10%	139,000
Capital Projects					
Buildings - New	79,973	80,064	375,200	21%	-
Buildings - Renewal	460,340	227,364	682,100	67%	233,000
Plant and Machinery	-	39,996	120,000	-	(40,000)
Vehicles	-	-	-	-	-
Furniture and Equipment	14,122	8,000	32,000	44%	-
Infrastructure - New	19,600	40,664	1,018,000	2%	-
Infrastructure - Renewal	433,202	1,159,799	10,461,000	4%	(726,600)
Infrastructure - Other	49,105	60,200	180,600	27%	-
Total Direct Expenditure	1,056,342	1,616,087	12,868,900	8%	(559,700)
Financing Costs					
Transfer to Reserves	12,667	12,284	196,400	6%	-
Principal on Loan Debt	30,962	49,228	147,700	21%	-
Total Financing Costs	43,629	61,512	344,100	13%	-
Capital Funding					
Country Local Government Fund	-	-	-	-	-
Other Capital Grants and Contributions	(1,144,764)	(784,760)	(2,610,300)	44%	(360,000)
Nett Unspent Capital Grants	806,173	806,946	(997,700)	-81%	-
New Loans	-	-	(7,000,000)	-	-
Sale of Assets	3,000	(20,664)	(212,000)	-1%	-
Transfer from Reserves	-	(267,624)	(1,230,600)	-	267,600
Depreciation charges to Operating	(2,482,967)	(2,462,152)	(7,386,600)	34%	-
Deficit/Surplus Brought Forward	-	-	(1,188,600)	-	-
Total Capital Funding	(2,818,558)	(2,728,254)	(20,625,800)	14%	(90,300)
General Funding required/(provided) for/(from) Capital	(1,718,587)	(1,050,655)	(7,412,800)	23%	(667,900)
Write Back Nett Book Disposal	989	-	-	-	-
Funding Required/Provided (Deficit/Surplus)	(2,480,331)	(1,952,427)	0		(527,900)

Shire of Derby West Kimberley

Monthly Financial Statements by Nature and Type

General Purpose Funding	Year to Date 31/10/2016	Budget Estimate 31/10/2016	Budget 2016-2017	26% of year gone % spent or raised	Variance on estimate <> \$30,000
Unrestricted Revenue					
Amount Raised from Rates	(6,634,317)	(6,748,800)	(6,768,800)	98%	114,500
Fees and Charges	(13,180)	(4,332)	(13,000)	101%	-
Lease and Rental	-	-	-	-	-
Contributions and Reimbursements	(275)	(2,664)	(8,000)	3%	-
Other Revenue	-	-	-	-	-
Interest Earnings	(102,178)	(100,644)	(302,000)	34%	-
Grants	(1,073,066)	(1,075,500)	(4,302,000)	25%	-
Grants Brought Forward from Previous Years	-	-	-	-	-
Less Operating Grants to be Carried Forward	-	-	-	-	-
Total Unrestricted Revenue	(7,823,015)	(7,931,940)	(11,393,800)	69%	108,900
Direct Expenses					
Employee Costs					
Remuneration	-	-	-	-	-
Other	-	-	-	-	-
Goods					
Food and Refreshments	-	-	-	-	-
Stationery and Cleaning Products	-	-	-	-	-
Minor Assets and Equipment	-	-	-	-	-
Hardware and General Materials	-	-	-	-	-
Services					
General	9,992	3,332	10,000	100%	-
Cleaning	-	-	-	-	-
Mechanical	-	-	-	-	-
Technical	665	1,664	5,000	13%	-
Professional	-	164	500	-	-
Memberships and Subscriptions	-	-	-	-	-
Hire and Lease	-	-	-	-	-
Insurance	-	-	-	-	-
Power and Water	-	-	-	-	-
Other					
Interest	-	-	-	-	-
Other	388,616	240,064	240,200	162%	148,600
Write-offs, Concessions and Contributions	-	-	-	-	-
Total Direct Expenditure	399,273	245,224	255,700	156%	154,000
Indirect Expenses					
Works Crew Wages	-	-	-	-	-
Works Crew Overhead	-	-	-	-	-
Works Crew Plant	-	-	-	-	-
Materials Allocated from Stock	-	-	-	-	-
Executive Services ABC Allocation	-	-	-	-	-
Corporate Services ABC Allocation	24,467	24,464	73,400	33%	-
Housing Allocation	-	-	-	-	-
Project and Tech. Services ABC Allocation	-	-	-	-	-
Depreciation and Nett Book Disposal	-	-	-	-	-
Total Indirect Expenditure	24,467	24,464	73,400	33%	-
Less Allocations Outward	-	-	-	-	-
General Funding Required/(Provided) for Operations	(7,399,275)	(7,662,252)	(11,064,700)	67%	263,000
Asset Renewal and Financing					
Goods and Services	-	-	-	-	-
Works Crew Wages	-	-	-	-	-
Works Crew Overhead	-	-	-	-	-
Works Crew Plant	-	-	-	-	-
Project and Tech. Services ABC Allocation	-	-	-	-	-
Transfer to Reserves	12,667	12,284	196,400	6%	-
Principal on Loan Debt	-	-	-	-	-
Total Assets and Financing	12,667	12,284	196,400	6%	-
Capital Funding					
Grants and Contributions	-	-	-	-	-
Grants brought forward from previous years	-	-	-	-	-
Less Grants to be Carried Forward	-	-	-	-	-
New Loans	-	-	-	-	-
Sale of Assets	-	-	(150,000)	-	-
Transfer from Reserves	-	-	-	-	-
Total Capital Funding	-	-	(150,000)	-	-
General Funding Required/(Provided) for Capital	12,667	12,284	46,400	103%	-
Write Back Depreciation and Nett Book Disposal	-	-	-	-	-
Deficit/(Surplus) Carried/Brought Forward*	-	-	868,200	-	-
Total General Purpose Funding Required/(Provided)	(7,386,608)	(7,649,968)	(10,150,100)	97%	263,400

Shire of Derby West Kimberley
Monthly Financial Statements by Activity

Total General Purpose Funding					
General Purpose Funding	Year to Date	Budget Estimate	Budget	26% of year gone	Variance on estimate
	31/10/2016	31/10/2016	2016-2017	% spent or raised	<> \$30,000
Revenue					
Core Program Income	(7,848,221)	(7,931,940)	(11,393,800)	69%	83,700
Strategic Program Income	-	-	-	-	-
Project Income	-	-	-	-	-
Contributions	-	-	-	-	-
Buildings Income	-	-	-	-	-
Profit on Sale of Assets	-	-	-	-	-
Nett Unspent Grants	-	-	-	-	-
Total Recurrent Revenue	(7,848,221)	(7,931,940)	(11,393,800)	69%	83,700
Expenditure					
Core Service Provision	448,946	269,688	329,100	136%	179,300
Strategic Service Provision	-	-	-	-	-
Training and Development	-	-	-	-	-
Strategic Planning	-	-	-	-	-
Buildings	-	-	-	-	-
Plant and Vehicles	-	-	-	-	-
Operational Projects	-	-	-	-	-
Development Projects	-	-	-	-	-
Transport Infrastructure	-	-	-	-	-
Other Infrastructure	-	-	-	-	-
Depreciation	-	-	-	-	-
Loss on Sale of Assets	-	-	-	-	-
Total Direct Expenditure	448,946	269,688	329,100	136%	179,300
Less Allocations Outward	-	-	-	-	-
General Purpose Funding required/(provided)	-7,399,275	-7,662,252	-11,064,700	67%	263,000
Capital Projects					
Buildings - New	-	-	-	-	-
Buildings - Renewal	-	-	-	-	-
Plant and Machinery	-	-	-	-	-
Vehicles	-	-	-	-	-
Furniture and Equipment	-	-	-	-	-
Infrastructure - New	-	-	-	-	-
Infrastructure - Renewal	-	-	-	-	-
Infrastructure - Other	-	-	-	-	-
Total Direct Expenditure	-	-	-	-	-
Financing Costs					
Transfer to Reserves	12,667	12,284	196,400	6%	-
Principal on Loan Debt	-	-	-	-	-
Total Financing Costs	12,667	12,284	196,400	6%	-
Capital Funding					
Country Local Government Fund	-	-	-	-	-
Other Capital Grants and Contributions	-	-	-	-	-
Nett Unspent Capital Grants	-	-	-	-	-
New Loans	-	-	-	-	-
Sale of Assets	-	-	(150,000)	-	-
Transfer from Reserves	-	-	-	-	-
Depreciation charges to Operating	-	-	-	-	-
Deficit/Surplus Brought Forward	-	-	868,200	-	-
Total Capital Funding	-	-	718,200	-	-
General Funding required/(provided) for/(from) Capital	12,667	12,284	914,600	1%	-
Write Back Nett Book Disposal	-	-	-	-	-
Total General Purpose Funding Required/(Provided)	(7,386,608)	(7,649,968)	(10,150,100)	73%	263,400

Shire of Derby West Kimberley

Monthly Financial Statements by Nature and Type

Executive Services	Total Executive Services				
	Year to Date	Budget Estimate	Budget	26% of year gone	Variance on estimate
	31/10/2016	31/10/2016	2016-2017	% spent or raised	<> \$30,000
Unrestricted Revenue					
Amount Raised from Rates	-	-	-	-	-
Fees and Charges	(12,557)	(9,996)	(30,000)	42%	-
Lease and Rental	(91)	(32)	(100)	91%	-
Contributions and Reimbursements	(237,429)	(265,792)	(357,400)	66%	-
Other Revenue	(109,744)	(94,032)	(207,100)	53%	-
Interest Earnings	-	(3,332)	(10,000)	-	-
Grants	-	(2,032)	(151,100)	-	-
Grants Brought Forward from Previous Years	(271,000)	(271,000)	(271,000)	100%	-
Less Operating Grants to be Carried Forward	389,929	375,000	98,400	396%	-
Total Unrestricted Revenue	(240,892)	(271,216)	(928,300)	26%	30,300
Direct Expenses					
Employee Costs					
Remuneration	293,926	318,920	956,800	31%	-
Other	16,711	35,808	107,500	16%	-
Goods					
Food and Refreshments	9,726	9,284	27,900	35%	-
Stationery and Cleaning Products	320	396	1,200	27%	-
Minor Assets and Equipment	2,840	4,000	12,000	24%	-
Hardware and General Materials	10,366	21,648	65,000	16%	-
Services					
General	42,658	140,926	466,600	9%	(98,300)
Cleaning	3,243	4,400	13,200	25%	-
Mechanical	-	664	2,000	-	-
Technical	1,464	3,460	10,400	14%	-
Professional	78,189	60,132	180,400	43%	-
Memberships and Subscriptions	26,845	8,328	25,000	107%	-
Hire and Lease	17,427	16,196	48,600	36%	-
Insurance	65,248	53,114	106,500	61%	-
Power and Water	12,977	18,924	56,800	23%	-
Other					
Interest	-	6,500	19,500	-	-
Other	202,589	215,407	550,100	37%	-
Write-offs, Concessions and Contributions	15,836	18,332	55,000	29%	-
Total Direct Expenditure	800,364	936,439	2,704,500	30%	(136,100)
Indirect Expenses					
Works Crew Wages	-	-	-	-	-
Works Crew Overhead	-	-	-	-	-
Works Crew Plant	-	-	-	-	-
Materials Allocated from Stock	-	2,000	6,000	-	-
Executive Services ABC Allocation	113,000	112,996	339,000	33%	-
Corporate Services ABC Allocation	80,067	80,060	240,200	33%	-
Housing Allocation	42,833	42,832	128,500	33%	-
Project and Tech. Services ABC Allocation	-	-	-	-	-
Depreciation and Nett Book Disposal	42,553	42,032	126,100	34%	-
Total Indirect Expenditure	278,453	279,920	839,800	33%	-
Less Allocations Outward	(184,500)	(184,500)	(553,500)	33%	-
General Purpose Funding Required/(Provided)	653,424	760,643	2,062,500	32%	(107,200)
Asset Renewal and Financing					
Goods and Services	-	-	-	-	-
Works Crew Wages	-	-	-	-	-
Works Crew Overhead	-	-	-	-	-
Works Crew Plant	-	-	-	-	-
Project and Tech. Services ABC Allocation	-	-	-	-	-
Transfer to Reserves	-	-	-	-	-
Principal on Loan Debt	-	6,332	19,000	-	-
Total Financing Costs	-	6,332	19,000	-	-
Capital Funding					
Grants and Contributions	-	-	-	-	-
Grants brought forward from previous years	-	-	-	-	-
Less Grants to be Carried Forward	-	-	-	-	-
New Loans	-	-	-	-	-
Sale of Assets	-	-	-	-	-
Transfer from Reserves	-	-	-	-	-
Total Funding	-	-	-	-	-
General Funding Required/(Provided) for Capital	-	6,332	19,000	-	-
Write Back Depreciation and Nett Book Disposal	(42,553)	(42,032)	(126,100)	34%	-
Deficit/(Surplus) Carried/Brought Forward*	-	-	(154,400)	-	-
Total General Purpose Funding Required/(Provided)	610,872	724,943	1,801,000	84%	(114,100)

Shire of Derby West Kimberley
Monthly Financial Statements by Activity

Executive Services	Total Executive Services				
	Year to Date	Budget Estimate	Budget	26% of year gone	Variance on estimate
	31/10/2016	31/10/2016	2016-2017	% spent or raised	<> \$30,000
Recurrent Revenue					
Core Program Income	(12,849)	(9,860)	(29,600)	43%	-
Strategic Program Income	(117,766)	(110,060)	(255,200)	46%	-
Project Income	(229,207)	(255,296)	(470,900)	49%	-
Contributions	-	-	-	-	-
Buildings Income	-	-	-	-	-
Profit on Sale of Assets	-	-	-	-	-
Nett Unspent Grants	118,929	104,000	(172,600)	-69%	-
Total Recurrent Revenue	(240,892)	(271,216)	(928,300)	26%	30,300
Expenditure					
Core Service Provision	404,237	381,726	1,110,000	36%	-
Strategic Service Provision	201,758	219,980	550,000	37%	-
Training and Development	14,649	16,845	60,700	24%	-
Strategic Planning	33,015	48,332	145,000	23%	-
Buildings	28,518	64,970	181,500	16%	(36,500)
Plant and Vehicles	-	5,292	15,500	-	-
Operational Projects	354,087	437,182	1,355,500	26%	(83,100)
Development Projects	-	-	-	-	-
Transport Infrastructure	-	-	-	-	-
Other Infrastructure	-	-	-	-	-
Depreciation	42,553	42,032	126,100	34%	-
Loss on Sale of Assets	-	-	-	-	-
Total Direct Expenditure	1,078,817	1,216,359	3,544,300	30%	(137,500)
Less Allocations Outward	(184,500)	(184,500)	(553,500)	33%	-
General Purpose Funding required/(provided)	653,424	760,643	2,062,500	32%	(107,200)
Capital Projects					
Buildings - New	-	-	-	-	-
Buildings - Renewal	-	-	-	-	-
Plant and Machinery	-	-	-	-	-
Vehicles	-	-	-	-	-
Furniture and Equipment	-	-	-	-	-
Infrastructure - New	-	-	-	-	-
Infrastructure - Renewal	-	-	-	-	-
Infrastructure - Other	-	-	-	-	-
Total Direct Expenditure	-	-	-	-	-
Financing Costs					
Transfer to Reserves	-	-	-	-	-
Principal on Loan Debt	-	6,332	19,000	-	-
Total Financing Costs	-	6,332	19,000	-	-
Capital Funding					
Country Local Government Fund	-	-	-	-	-
Other Capital Grants and Contributions	-	-	-	-	-
Nett Unspent Capital Grants	-	-	-	-	-
New Loans	-	-	-	-	-
Sale of Assets	-	-	-	-	-
Transfer from Reserves	-	-	-	-	-
Depreciation charges to Operating	(42,553)	(42,032)	(126,100)	34%	-
Deficit/Surplus Brought Forward	-	-	(154,400)	-	-
Total Capital Funding	(42,553)	(42,032)	(280,500)	15%	-
General Funding required/(provided) for/(from) Capital	(42,553)	(35,700)	(261,500)	16%	-
Write Back Nett Book Disposal	-	-	-	-	-
Total General Purpose Funding Required/(Provided)	610,872	724,943	1,801,000	34%	(114,100)

Shire of Derby West Kimberley

Monthly Financial Statements by Nature and Type

Corporate Services	Total Corporate Services				
	Year to Date	Budget Estimate	Budget	26% of year gone	Variance on estimate
	31/10/2016	31/10/2016	2016-2017	% spent or raised	<> \$30,000
Unrestricted Revenue					
Amount Raised from Rates	550	-	-	-	-
Fees and Charges	(432)	(1,428)	(4,300)	10%	-
Lease and Rental	(30,822)	(38,624)	(115,900)	27%	-
Contributions and Reimbursements	(30,846)	(56,460)	(214,400)	14%	-
Other Revenue	(1,997)	(1,160)	(3,500)	57%	-
Interest Earnings	-	-	-	-	-
Grants	-	-	-	-	-
Grants Brought Forward from Previous Years	-	-	-	-	-
Less Operating Grants to be Carried Forward	-	-	-	-	-
Total Unrestricted Revenue	(63,548)	(97,672)	(338,100)	19%	34,100
Direct Expenses					
Employee Costs					
Remuneration	360,112	389,096	1,167,300	31%	-
Other	46,635	40,824	122,500	38%	-
Goods					
Food and Refreshments	211	500	1,500	14%	-
Stationery and Cleaning Products	3,392	7,096	21,300	16%	-
Minor Assets and Equipment	-	19,992	60,000	-	-
Hardware and General Materials	2,304	9,472	28,500	8%	-
Services					
General	162,245	164,940	495,000	33%	-
Cleaning	4,582	11,532	34,600	13%	-
Mechanical	-	528	1,600	-	-
Technical	4,397	10,056	30,200	15%	-
Professional	39,769	75,060	201,200	20%	(35,300)
Memberships and Subscriptions	30,240	40,968	122,900	25%	-
Hire and Lease	-	-	-	-	-
Insurance	56,690	46,214	101,900	56%	-
Power and Water	24,564	36,188	108,700	23%	-
Other					
Interest	24,242	25,700	77,100	31%	-
Other	5,782	7,752	23,300	25%	-
Write-offs, Concessions and Contributions	-	-	-	-	-
Total Direct Expenditure	765,164	885,918	2,597,600	29%	(120,800)
Indirect Expenses					
Works Crew Wages	-	-	-	-	-
Works Crew Overhead	464	32	100	464%	-
Works Crew Plant	54	-	-	-	-
Materials Allocated from Stock	-	1,664	5,000	-	-
Executive Services ABC Allocation	18,833	18,832	56,500	33%	-
Corporate Services ABC Allocation	60,867	60,864	182,600	33%	-
Housing Allocation	28,100	28,100	84,300	33%	-
Project and Tech. Services ABC Allocation	-	-	-	-	-
Depreciation and Nett Book Disposal	105,962	92,096	276,300	38%	-
Total Indirect Expenditure	214,280	201,588	604,800	35%	-
Less Allocations Outward	(859,667)	(859,676)	(2,579,000)	33%	-
General Purpose Funding Required/(Provided)	56,230	130,158	285,300	20%	(73,900)
Asset Renewal and Financing					
Goods and Services	94,095	88,064	167,200	56%	-
Works Crew Wages	-	-	-	-	-
Works Crew Overhead	-	-	-	-	-
Works Crew Plant	-	-	-	-	-
Project and Tech. Services ABC Allocation	-	-	-	-	-
Transfer to Reserves	-	-	-	-	-
Principal on Loan Debt	17,405	21,500	64,500	27%	-
Total Financing Costs	111,500	109,564	231,700	48%	-
Capital Funding					
Grants and Contributions	-	-	-	-	-
Grants brought forward from previous years	(8,900)	(8,900)	(8,900)	100%	-
Less Grants to be Carried Forward	55,227	56,000	-	-	-
New Loans	-	-	-	-	-
Sale of Assets	-	-	-	-	-
Transfer from Reserves	-	(10,664)	(159,300)	-	-
Total Funding	46,327	36,436	(168,200)	-28%	-
General Funding Required/(Provided) for Capital	157,827	146,000	63,500	108%	-
Write Back Depreciation and Nett Book Disposal	(105,962)	(92,096)	(276,300)	38%	-
Deficit/(Surplus) Carried/Brought Forward*	-	-	(221,800)	-	-
Total General Purpose Funding Required/(Provided)	108,095	184,062	(149,300)	59%	(76,000)

Shire of Derby West Kimberley
Monthly Financial Statements by Activity

Corporate Services	Total Corporate Services				
	Year to Date	Budget Estimate	Budget	26% of year gone	Variance on estimate
	31/10/2016	31/10/2016	2016-2017	% spent or raised	<> \$30,000
Revenue					
Core Program Income	(1,737)	(2,392)	(52,200)	3%	-
Strategic Program Income	(26,177)	(40,000)	(120,000)	22%	-
Project Income	(1,665)	(15,000)	(45,000)	4%	-
Contributions	-	-	-	-	-
Buildings Income	(33,968)	(40,280)	(120,900)	28%	-
Profit on Sale of Assets	-	-	-	-	-
Nett Unspent Grants	-	-	-	-	-
Total Recurrent Revenue	(63,548)	(97,672)	(338,100)	19%	34,100
Expenditure					
Core Service Provision	686,840	701,072	2,079,400	33%	-
Strategic Service Provision	15,000	35,192	105,600	14%	-
Training and Development	5,770	996	3,000	192%	-
Strategic Planning	-	-	-	-	-
Buildings	165,873	253,516	724,900	23%	(87,600)
Plant and Vehicles	-	4,634	13,200	-	-
Operational Projects	-	-	-	-	-
Development Projects	-	-	-	-	-
Transport Infrastructure	-	-	-	-	-
Other Infrastructure	-	-	-	-	-
Depreciation	105,962	92,096	276,300	38%	-
Loss on Sale of Assets	-	-	-	-	-
Total Direct Expenditure	979,444	1,087,506	3,202,400	31%	(108,100)
Less Allocations Outward	(859,667)	(859,676)	(2,579,000)	33%	-
General Purpose Funding required/(provided)	56,230	130,158	285,300	20%	(73,900)
Capital Projects					
Buildings - New	79,973	80,064	135,200	59%	-
Buildings - Renewal	-	-	-	-	-
Plant and Machinery	-	-	-	-	-
Vehicles	-	-	-	-	-
Furniture and Equipment	14,122	8,000	32,000	44%	-
Infrastructure - New	-	-	-	-	-
Infrastructure - Renewal	-	-	-	-	-
Infrastructure - Other	-	-	-	-	-
Total Direct Expenditure	94,095	88,064	167,200	56%	-
Financing Costs					
Transfer to Reserves	-	-	-	-	-
Principal on Loan Debt	17,405	21,500	64,500	27%	-
Total Financing Costs	17,405	21,500	64,500	27%	-
Capital Funding					
Country Local Government Fund	-	-	-	-	-
Other Capital Grants and Contributions	-	-	-	-	-
Nett Unspent Capital Grants	46,327	47,100	(8,900)	-521%	-
New Loans	-	-	-	-	-
Sale of Assets	-	-	-	-	-
Transfer from Reserves	-	(10,664)	(159,300)	-	-
Depreciation charges to Operating	(105,962)	(92,096)	(276,300)	38%	-
Deficit/Surplus Brought Forward	-	-	(221,800)	-	-
Total Capital Funding	(59,634)	(55,660)	(666,300)	9%	-
General Funding required/(provided) for/(from) Capital	51,865	53,904	(434,600)	-12%	-
Write Back Nett Book Disposal	-	-	-	-	-
Total General Purpose Funding Required/(Provided)	108,095	184,062	(149,300)	-72%	(76,000)

Shire of Derby West Kimberley

Monthly Financial Statements by Nature and Type

Community Services	Total Community Services				
	Year to Date	Budget Estimate	Budget	26% of year gone	Variance on estimate
	31/10/2016	31/10/2016	2016-2017	% spent or raised	<> \$30,000
Unrestricted Revenue					
Amount Raised from Rates	-	-	-	-	-
Fees and Charges	(47,208)	(49,876)	(149,700)	32%	-
Lease and Rental	(1,400)	-	-	-	-
Contributions and Reimbursements	(60,089)	(64,340)	(193,100)	31%	-
Other Revenue	(9,632)	(13,324)	(40,000)	24%	-
Interest Earnings	-	-	-	-	-
Grants	(219,924)	(164,792)	(494,400)	44%	(55,100)
Grants Brought Forward from Previous Years	(224,900)	(224,900)	(224,900)	100%	-
Less Operating Grants to be Carried Forward	473,212	341,591	59,900	790%	131,600
Total Unrestricted Revenue	(89,940)	(175,641)	(1,042,200)	9%	85,700
Direct Expenses					
Employee Costs					
Remuneration	358,601	373,544	1,120,700	32%	-
Other	38,643	37,212	111,700	35%	-
Goods					
Food and Refreshments	6,641	11,608	34,900	19%	-
Stationery and Cleaning Products	312	1,256	3,800	8%	-
Minor Assets and Equipment	212	11,828	35,500	1%	-
Hardware and General Materials	31,915	52,496	157,700	20%	-
Services					
General	84,650	169,032	507,400	17%	(84,400)
Cleaning	21,301	47,556	142,700	15%	-
Mechanical	-	1,196	3,600	-	-
Technical	2,117	4,116	12,400	17%	-
Professional	10,955	29,996	90,000	12%	-
Memberships and Subscriptions	1,131	3,128	9,400	12%	-
Hire and Lease	12,883	10,960	32,900	39%	-
Insurance	88,279	88,550	177,100	50%	-
Power and Water	99,770	131,208	376,600	26%	(31,400)
Other					
Interest	3,621	1,264	3,800	95%	-
Other	52,418	42,376	69,800	75%	-
Write-offs, Concessions and Contributions	35,489	60,892	182,700	19%	-
Total Direct Expenditure	848,938	1,078,218	3,072,700	28%	(229,300)
Indirect Expenses					
Works Crew Wages	85,992	134,748	404,400	21%	(48,800)
Works Crew Overhead	112,539	216,452	649,500	17%	(103,900)
Works Crew Plant	41,171	67,388	202,300	20%	-
Materials Allocated from Stock	-	1,428	4,300	-	-
Executive Services ABC Allocation	15,000	15,000	45,000	33%	-
Corporate Services ABC Allocation	144,207	144,052	432,200	33%	-
Housing Allocation	44,033	44,024	132,100	33%	-
Project and Tech. Services ABC Allocation	-	-	-	-	-
Depreciation and Nett Book Disposal	238,393	209,648	629,000	38%	-
Total Indirect Expenditure	681,335	832,740	2,498,800	27%	(151,400)
Less Allocations Outward	-	-	-	-	-
General Purpose Funding Required/(Provided)	1,440,333	1,735,317	4,529,300	32%	(295,000)
Asset Renewal and Financing					
Goods and Services	49,554	76,464	229,400	22%	-
Works Crew Wages	-	-	-	-	-
Works Crew Overhead	-	-	-	-	-
Works Crew Plant	-	-	-	-	-
Project and Tech. Services ABC Allocation	-	-	-	-	-
Transfer to Reserves	-	-	-	-	-
Principal on Loan Debt	13,557	9,000	27,000	50%	-
Total Financing Costs	63,112	85,464	256,400	25%	-
Capital Funding					
Grants and Contributions	(50,000)	(20,000)	(60,000)	83%	-
Grants brought forward from previous years	(96,600)	(96,600)	(96,600)	100%	-
Less Grants to be Carried Forward	(71,495)	(71,495)	-	-	-
New Loans	-	-	-	-	-
Sale of Assets	-	-	-	-	-
Transfer from Reserves	-	(26,664)	(110,400)	-	-
Total Funding	(218,095)	(214,759)	(267,000)	82%	-
General Funding Required/(Provided) for Capital	(154,983)	(129,295)	(10,600)	120%	-
Write Back Depreciation and Nett Book Disposal	(238,393)	(209,648)	(629,000)	38%	-
Deficit/(Surplus) Carried/Brought Forward*	-	-	(738,700)	-	-
Total General Purpose Funding Required/(Provided)	1,046,957	1,396,374	3,151,000	75%	(349,400)

Shire of Derby West Kimberley
Monthly Financial Statements by Activity

Community Services	Total Community Services				
	Year to Date	Budget Estimate	Budget	26% of year gone	Variance on estimate
	31/10/2016	31/10/2016	2016-2017	% spent or raised	<> \$30,000
Recurrent Revenue					
Core Program Income	(93,198)	(73,996)	(222,100)	42%	-
Strategic Program Income	(120,942)	(149,320)	(448,000)	27%	-
Project Income	(97,624)	(32,328)	(97,000)	101%	(65,300)
Contributions	-	-	-	-	-
Buildings Income	(26,489)	(36,688)	(110,100)	24%	-
Profit on Sale of Assets	-	-	-	-	-
Nett Unspent Grants	248,312	116,691	(165,000)	-150%	131,600
Total Recurrent Revenue	(89,940)	(175,641)	(1,042,200)	9%	85,700
Expenditure					
Core Service Provision	819,865	1,034,026	3,083,000	27%	(214,200)
Strategic Service Provision	208,343	255,472	763,900	27%	(47,100)
Training and Development	5,698	4,188	12,600	45%	-
Strategic Planning	-	-	-	-	-
Buildings	112,377	166,862	438,700	26%	(54,500)
Plant and Vehicles	-	4,788	13,800	-	-
Operational Projects	52,892	50,852	95,300	56%	-
Development Projects	31,223	74,466	219,200	14%	(43,200)
Transport Infrastructure	-	-	-	-	-
Other Infrastructure	61,483	110,656	316,000	19%	(49,200)
Depreciation	238,393	209,648	629,000	38%	-
Loss on Sale of Assets	-	-	-	-	-
Total Direct Expenditure	1,530,273	1,910,958	5,571,500	27%	(380,700)
Less Allocations Outward	-	-	-	-	-
General Purpose Funding required/(provided)	1,440,333	1,735,317	4,529,300	32%	(295,000)
Capital Projects					
Buildings - New	-	-	-	-	-
Buildings - Renewal	-	6,264	18,800	-	-
Plant and Machinery	-	-	-	-	-
Vehicles	-	-	-	-	-
Furniture and Equipment	-	-	-	-	-
Infrastructure - New	-	-	-	-	-
Infrastructure - Renewal	449	10,000	30,000	1%	-
Infrastructure - Other	49,105	60,200	180,600	27%	-
Total Direct Expenditure	49,554	76,464	229,400	22%	-
Financing Costs					
Transfer to Reserves	-	-	-	-	-
Principal on Loan Debt	13,557	9,000	27,000	50%	-
Total Financing Costs	13,557	9,000	27,000	50%	-
Capital Funding					
Country Local Government Fund	-	-	-	-	-
Other Capital Grants and Contributions	(50,000)	(20,000)	(60,000)	83%	-
Nett Unspent Capital Grants	(168,095)	(168,095)	(96,600)	174%	-
New Loans	-	-	-	-	-
Sale of Assets	-	-	-	-	-
Transfer from Reserves	-	(26,664)	(110,400)	-	-
Depreciation charges to Operating	(238,393)	(209,648)	(629,000)	38%	-
Deficit/Surplus Brought Forward	-	-	(738,700)	-	-
Total Capital Funding	(456,488)	(424,407)	(1,634,700)	28%	(32,100)
General Funding required/(provided) for/(from) Capital	(393,376)	(338,943)	(1,378,300)	29%	(54,400)
Write Back Nett Book Disposal	-	-	-	-	-
Total General Purpose Funding Required/(Provided)	1,046,957	1,396,374	3,151,000	33%	(349,400)

Shire of Derby West Kimberley
Monthly Financial Statements by Nature and Type

Development Services	Total Development Services				
	Year to Date	Budget Estimate	Budget	26% of year gone	Variance on estimate
	31/10/2016	31/10/2016	2016-2017	% spent or raised	<> \$30,000
Unrestricted Revenue					
Amount Raised from Rates	-	-	-	-	-
Fees and Charges	(1,504,989)	(1,502,088)	(1,897,900)	79%	-
Lease and Rental	-	-	-	-	-
Contributions and Reimbursements	(23,348)	(9,484)	(28,500)	82%	-
Other Revenue	(16,551)	(24,492)	(73,500)	23%	-
Interest Earnings	-	-	-	-	-
Grants	(170,141)	(143,314)	(499,100)	34%	-
Grants Brought Forward from Previous Years	(261,700)	(261,700)	(261,700)	100%	-
Less Operating Grants to be Carried Forward	340,509	340,509	301,800	113%	-
Total Unrestricted Revenue	(1,636,221)	(1,600,569)	(2,458,900)	67%	(35,700)
Direct Expenses					
Employee Costs					
Remuneration	215,062	247,316	742,000	29%	(32,300)
Other	28,754	35,944	107,900	27%	-
Goods					
Food and Refreshments	96	-	-	-	-
Stationery and Cleaning Products	-	496	1,500	-	-
Minor Assets and Equipment	-	1,332	4,000	-	-
Hardware and General Materials	26,258	31,128	93,500	28%	-
Services					
General	486,431	693,216	2,526,700	19%	(206,800)
Cleaning	6,266	10,728	32,200	19%	-
Mechanical	-	2,628	7,900	-	-
Technical	13,009	6,668	20,100	65%	-
Professional	2,000	3,496	10,500	19%	-
Memberships and Subscriptions	398	5,132	15,400	3%	-
Hire and Lease	-	-	-	-	-
Insurance	9,868	8,496	17,500	56%	-
Power and Water	2,549	2,928	8,800	29%	-
Other					
Interest	-	-	-	-	-
Other	2,682	2,352	7,100	38%	-
Write-offs, Concessions and Contributions	12,811	20,000	60,000	21%	-
Total Direct Expenditure	806,185	1,071,860	3,655,100	22%	(265,700)
Indirect Expenses					
Works Crew Wages	34,813	53,496	160,500	22%	-
Works Crew Overhead	61,962	79,184	237,600	26%	-
Works Crew Plant	15,380	14,592	43,800	35%	-
Materials Allocated from Stock	-	11,324	34,000	-	-
Executive Services ABC Allocation	-	-	-	-	-
Corporate Services ABC Allocation	174,467	174,452	523,400	33%	-
Housing Allocation	4,700	4,700	14,100	33%	-
Project and Tech. Services ABC Allocation	9,667	9,664	29,000	33%	-
Depreciation and Nett Book Disposal	46,706	33,720	101,200	46%	-
Total Indirect Expenditure	347,695	381,132	1,143,600	30%	(33,400)
Less Allocations Outward	-	-	-	-	-
General Purpose Funding Required/(Provided)	(482,340)	(147,577)	2,339,800	-21%	(334,800)
Asset Renewal and Financing					
Goods and Services	-	-	240,000	-	-
Works Crew Wages	-	-	-	-	-
Works Crew Overhead	-	-	-	-	-
Works Crew Plant	-	-	-	-	-
Project and Tech. Services ABC Allocation	-	-	-	-	-
Transfer to Reserves	-	-	-	-	-
Principal on Loan Debt	-	-	-	-	-
Total Financing Costs	-	-	240,000	-	-
Capital Funding					
Grants and Contributions	-	-	-	-	-
Grants brought forward from previous years	(100,000)	(100,000)	(100,000)	100%	-
Less Grants to be Carried Forward	100,000	100,000	-	-	-
New Loans	-	-	-	-	-
Sale of Assets	-	-	-	-	-
Transfer from Reserves	-	-	-	-	-
Total Funding	-	-	(100,000)	-	-
General Funding Required/(Provided) for Capital	-	-	140,000	-	-
Write Back Depreciation and Nett Book Disposal	(46,706)	(33,720)	(101,200)	46%	-
Deficit/(Surplus) Carried/Brought Forward*	-	-	(44,600)	-	-
Total General Purpose Funding Required/(Provided)	(529,047)	(181,297)	2,334,000	292%	(347,700)

Shire of Derby West Kimberley
Monthly Financial Statements by Activity

Development Services	Total Development Services				
	Year to Date	Budget Estimate	Budget	26% of year gone	Variance on estimate
	31/10/2016	31/10/2016	2016-2017	% spent or raised	<> \$30,000
Recurrent Revenue					
Core Program Income	(1,535,239)	(1,530,072)	(1,981,900)	77%	-
Strategic Program Income	(167,238)	(144,306)	(502,100)	33%	-
Project Income	(12,552)	(5,000)	(15,000)	84%	-
Contributions	-	-	-	-	-
Buildings Income	-	-	-	-	-
Profit on Sale of Assets	-	-	-	-	-
Nett Unspent Grants	78,809	78,809	40,100	197%	-
Total Recurrent Revenue	(1,636,221)	(1,600,569)	(2,458,900)	67%	(35,700)
Expenditure					
Core Service Provision	605,620	705,714	2,564,400	24%	(100,100)
Strategic Service Provision	148,985	182,984	544,300	27%	(34,000)
Training and Development	1,688	1,820	5,500	31%	-
Strategic Planning	-	-	-	-	-
Buildings	2,540	14,064	42,200	6%	-
Plant and Vehicles	-	22,514	64,700	-	-
Operational Projects	23,069	25,892	77,700	30%	-
Development Projects	12,945	20,164	60,500	21%	-
Transport Infrastructure	-	-	-	-	-
Other Infrastructure	312,327	446,120	1,338,200	23%	(133,800)
Depreciation	46,706	33,720	101,200	46%	-
Loss on Sale of Assets	-	-	-	-	-
Total Direct Expenditure	1,153,880	1,452,992	4,798,700	24%	(299,100)
Less Allocations Outward	-	-	-	-	-
General Purpose Funding required/(provided)	-482,341	-147,577	2,339,800	-21%	(334,800)
Capital Projects					
Buildings - New	-	-	240,000	-	-
Buildings - Renewal	-	-	-	-	-
Plant and Machinery	-	-	-	-	-
Vehicles	-	-	-	-	-
Furniture and Equipment	-	-	-	-	-
Infrastructure - New	-	-	-	-	-
Infrastructure - Renewal	-	-	-	-	-
Infrastructure - Other	-	-	-	-	-
Total Direct Expenditure	-	-	240,000	-	-
Financing Costs					
Transfer to Reserves	-	-	-	-	-
Principal on Loan Debt	-	-	-	-	-
Total Financing Costs	-	-	-	-	-
Capital Funding					
Country Local Government Fund	-	-	-	-	-
Other Capital Grants and Contributions	-	-	-	-	-
Nett Unspent Capital Grants	-	-	(100,000)	-	-
New Loans	-	-	-	-	-
Sale of Assets	-	-	-	-	-
Transfer from Reserves	-	-	-	-	-
Depreciation charges to Operating	(46,706)	(33,720)	(101,200)	46%	-
Deficit/Surplus Brought Forward	-	-	(44,600)	-	-
Total Capital Funding	(46,706)	(33,720)	(245,800)	19%	-
General Funding required/(provided) for/(from) Capital	(46,706)	(33,720)	(5,800)	805%	-
Write Back Nett Book Disposal	-	-	-	-	-
Total General Purpose Funding Required/(Provided)	(529,047)	(181,297)	2,334,000	-23%	(347,700)

Shire of Derby West Kimberley

Monthly Financial Statements by Nature and Type

Infrastructure Services	Total Infrastructure Services				
	Year to Date	Budget Estimate	Budget	26% of year gone	Variance on estimate
	31/10/2016	31/10/2016	2016-2017	% spent or raised	<> \$30,000
Unrestricted Revenue					
Amount Raised from Rates	-	-	-	-	-
Fees and Charges	(2,393)	(2,064)	(6,200)	39%	-
Lease and Rental	-	-	-	-	-
Contributions and Reimbursements	-	(32,428)	(97,300)	-	32,400
Other Revenue	(182)	(266,664)	(800,000)	0%	266,500
Interest Earnings	-	-	-	-	-
Grants	(212,634)	(312,992)	(939,000)	23%	100,400
Grants Brought Forward from Previous Years	(106,100)	(106,100)	(106,100)	100%	-
Less Operating Grants to be Carried Forward	155,831	155,831	-	-	-
Total Unrestricted Revenue	(165,478)	(564,417)	(1,948,600)	8%	398,900
Direct Expenses					
Employee Costs					
Remuneration	491,364	585,804	1,678,100	29%	(94,400)
Other	84,607	65,884	197,700	43%	-
Goods					
Food and Refreshments	329	496	1,500	22%	-
Stationery and Cleaning Products	292	1,432	4,300	7%	-
Minor Assets and Equipment	1,409	6,696	20,100	7%	-
Hardware and General Materials	45,470	61,360	184,200	25%	-
Services					
General	1,923,859	2,108,488	3,186,600	60%	(184,600)
Cleaning	6,737	13,964	41,900	16%	-
Mechanical	3,335	6,356	19,100	17%	-
Technical	16,780	6,748	20,300	83%	-
Professional	1,182	1,464	4,400	27%	-
Memberships and Subscriptions	-	-	-	-	-
Hire and Lease	-	-	-	-	-
Insurance	105,912	28,514	57,100	185%	77,400
Power and Water	58,628	83,324	250,000	23%	-
Other					
Interest	-	-	-	-	-
Other	107	896	2,700	4%	-
Write-offs, Concessions and Contributions	-	-	-	-	-
Total Direct Expenditure	2,740,013	2,971,426	5,668,000	48%	(231,400)
Indirect Expenses					
Works Crew Wages	45,274	21,752	144,700	31%	-
Works Crew Overhead	58,667	115,844	347,600	17%	(57,200)
Works Crew Plant	31,271	31,672	95,100	33%	-
Materials Allocated from Stock	10,997	17,360	52,100	21%	-
Executive Services ABC Allocation	18,833	18,832	56,500	33%	-
Corporate Services ABC Allocation	88,333	88,328	265,000	33%	-
Housing Allocation	21,267	21,264	63,800	33%	-
Project and Tech. Services ABC Allocation	19,086	19,100	57,300	33%	-
Depreciation and Nett Book Disposal	1,670,683	1,687,328	5,062,000	33%	-
Total Indirect Expenditure	1,964,412	2,021,480	6,144,100	32%	(57,100)
Less Allocations Outward	(455,040)	(713,632)	(2,140,900)	21%	258,600
General Purpose Funding Required/(Provided)	4,083,907	3,714,857	7,722,600	53%	369,000
Asset Renewal and Financing					
Goods and Services	815,105	1,339,929	4,584,000	18%	(524,800)
Works Crew Wages	13,379	-	-	-	-
Works Crew Overhead	17,393	-	-	-	-
Works Crew Plant	11,515	-	-	-	-
Project and Tech. Services ABC Allocation	34,905	111,630	392,300	9%	(76,700)
Transfer to Reserves	-	-	-	-	-
Principal on Loan Debt	-	-	-	-	-
Total Financing Costs	892,298	1,451,559	4,976,300	18%	(559,300)
Capital Funding					
Grants and Contributions	(1,094,764)	(764,760)	(2,294,300)	48%	(330,000)
Grants brought forward from previous years	(909,500)	(909,500)	(909,500)	100%	-
Less Grants to be Carried Forward	1,837,441	1,837,441	117,300	1566%	-
New Loans	-	-	-	-	-
Sale of Assets	3,000	(2,332)	(7,000)	-43%	-
Transfer from Reserves	-	(230,296)	(960,900)	-	230,300
Total Funding	(163,823)	(69,447)	(4,054,400)	4%	(94,400)
General Funding Required/(Provided) for Capital	728,475	1,382,112	921,900	53%	(653,600)
Write Back Depreciation and Nett Book Disposal	(1,670,683)	(1,687,328)	(5,062,000)	33%	-
Deficit/(Surplus) Carried/Brought Forward*	-	-	(1,343,900)	-	-
Total General Purpose Funding Required/(Provided)	3,141,698	3,409,641	2,238,600	92%	(267,900)

Shire of Derby West Kimberley
Monthly Financial Statements by Activity

Infrastructure Services	Total Infrastructure Services				
	Year to Date	Budget Estimate	Budget	26% of year gone	Variance on estimate
	31/10/2016	31/10/2016	2016-2017	% spent or raised	<> \$30,000
Recurrent Revenue					
Core Program Income	(215,027)	(336,720)	(1,010,200)	21%	121,700
Strategic Program Income	-	-	-	-	-
Project Income	(182)	(266,664)	(800,000)	0%	266,500
Contributions	-	(10,764)	(32,300)	-	-
Buildings Income	-	-	-	-	-
Profit on Sale of Assets	(6,364)	-	-	-	-
Nett Unspent Grants	49,731	49,731	(106,100)	-47%	-
Total Recurrent Revenue	(171,842)	(564,417)	(1,948,600)	9%	392,600
Expenditure					
Core Service Provision	658,950	821,084	2,463,500	27%	(162,100)
Strategic Service Provision	32	-	-	-	-
Training and Development	34,542	17,764	53,300	65%	-
Strategic Planning	-	-	-	-	-
Buildings	55,498	79,424	226,900	24%	-
Plant and Vehicles	198,635	143,126	412,600	48%	55,500
Operational Projects	-	-	-	-	-
Development Projects	1,385,925	1,559,164	1,563,500	89%	(173,200)
Transport Infrastructure	626,905	643,404	1,905,400	33%	-
Other Infrastructure	73,255	41,612	124,900	59%	31,600
Depreciation	1,677,047	1,687,328	5,062,000	33%	-
Loss on Sale of Assets	-	-	-	-	-
Total Direct Expenditure	4,710,789	4,992,906	11,812,100	40%	(282,100)
Less Allocations Outward	(455,040)	(713,632)	(2,140,900)	21%	258,600
General Purpose Funding required/(provided)	4,083,907	3,714,857	7,722,600	53%	369,000
Capital Projects					
Buildings - New	-	-	-	-	-
Buildings - Renewal	460,340	221,100	663,300	69%	239,200
Plant and Machinery	-	39,996	120,000	-	(40,000)
Vehicles	-	-	-	-	-
Furniture and Equipment	-	-	-	-	-
Infrastructure - New	-	40,664	122,000	-	(40,700)
Infrastructure - Renewal	431,958	1,149,799	4,071,000	11%	(717,800)
Infrastructure - Other	-	-	-	-	-
Total Direct Expenditure	892,298	1,451,559	4,976,300	18%	(559,300)
Financing Costs					
Transfer to Reserves	-	-	-	-	-
Principal on Loan Debt	-	-	-	-	-
Total Financing Costs	-	-	-	-	-
Capital Funding					
Country Local Government Fund	-	-	-	-	-
Other Capital Grants and Contributions	(1,094,764)	(764,760)	(2,294,300)	48%	(330,000)
Nett Unspent Capital Grants	927,941	927,941	(792,200)	-117%	-
New Loans	-	-	-	-	-
Sale of Assets	3,000	(2,332)	(7,000)	-43%	-
Transfer from Reserves	-	(230,296)	(960,900)	-	230,300
Depreciation charges to Operating	(1,677,047)	(1,687,328)	(5,062,000)	33%	-
Deficit/Surplus Brought Forward	-	-	(1,343,900)	-	-
Total Capital Funding	(1,840,870)	(1,756,775)	(10,460,300)	18%	(84,100)
General Funding required/(provided) for/(from) Capital	(948,572)	(305,216)	(5,484,000)	17%	(643,400)
Write Back Nett Book Disposal	6,364	-	-	-	-
Total General Purpose Funding Required/(Provided)	3,141,698	3,409,641	2,238,600	140%	(267,900)

Shire of Derby West Kimberley
Monthly Financial Statements by Nature and Type

Port Services	Total Port Services				
	Year to Date	Budget Estimate	Budget	26% of year gone	Variance on estimate
	31/10/2016	31/10/2016	2016-2017	% spent or raised	<> \$30,000
Unrestricted Revenue					
Amount Raised from Rates	-	-	-	-	-
Fees and Charges	(113,630)	(276,328)	(829,000)	14%	162,700
Lease and Rental	(81,710)	(100,664)	(302,000)	27%	-
Contributions and Reimbursements	(15,217)	(29,496)	(88,500)	17%	-
Other Revenue	-	-	-	-	-
Interest Earnings	-	-	-	-	-
Grants	-	-	-	-	-
Grants Brought Forward from Previous Years	-	-	-	-	-
Less Operating Grants to be Carried Forward	-	-	-	-	-
Total Unrestricted Revenue	(210,557)	(406,488)	(1,219,500)	17%	195,900
Direct Expenses					
Employee Costs					
Remuneration	123,349	75,920	227,800	54%	47,400
Other	12,134	4,212	12,700	96%	-
Goods					
Food and Refreshments	-	-	-	-	-
Stationery and Cleaning Products	-	-	-	-	-
Minor Assets and Equipment	-	-	-	-	-
Hardware and General Materials	5,948	6,620	19,900	30%	-
Services					
General	54,942	31,588	94,800	58%	-
Cleaning	2,522	6,328	19,000	13%	-
Mechanical	-	1,724	5,200	-	-
Technical	1,842	1,984	6,000	31%	-
Professional	40,502	13,828	41,500	98%	-
Memberships and Subscriptions	-	300	900	-	-
Hire and Lease	-	6,664	20,000	-	-
Insurance	228,291	164,114	328,700	69%	64,200
Power and Water	38,422	51,056	153,200	25%	-
Other					
Interest	-	7,164	21,500	-	-
Other	4,704	-	-	-	-
Write-offs, Concessions and Contributions	-	328	1,000	-	-
Total Direct Expenditure	512,654	371,830	952,200	54%	140,800
Indirect Expenses					
Works Crew Wages	-	-	-	-	-
Works Crew Overhead	33,999	27,164	81,500	42%	-
Works Crew Plant	5,911	8,696	26,100	23%	-
Materials Allocated from Stock	-	3,260	9,800	-	-
Executive Services ABC Allocation	18,833	18,832	56,500	33%	-
Corporate Services ABC Allocation	146,467	146,460	439,400	33%	-
Housing Allocation	-	-	-	-	-
Project and Tech. Services ABC Allocation	-	-	-	-	-
Depreciation and Nett Book Disposal	377,683	397,328	1,192,000	32%	-
Total Indirect Expenditure	582,893	601,740	1,805,300	32%	-
Less Allocations Outward	-	-	-	-	-
General Purpose Funding Required/(Provided)	884,990	567,082	1,538,000	58%	317,900
Asset Renewal and Financing					
Goods and Services	20,395	-	7,256,000	0%	-
Works Crew Wages	-	-	-	-	-
Works Crew Overhead	-	-	-	-	-
Works Crew Plant	-	-	-	-	-
Project and Tech. Services ABC Allocation	-	-	-	-	-
Transfer to Reserves	-	-	-	-	-
Principal on Loan Debt	-	12,396	37,200	-	-
Total Financing Costs	20,395	12,396	7,293,200	0%	-
Capital Funding					
Grants and Contributions	-	-	(256,000)	-	-
Grants brought forward from previous years	-	-	-	-	-
Less Grants to be Carried Forward	-	-	-	-	-
New Loans	-	-	(7,000,000)	-	-
Sale of Assets	-	(18,332)	(55,000)	-	-
Transfer from Reserves	-	-	-	-	-
Total Funding	-	(18,332)	(7,311,000)	-	-
General Funding Required/(Provided) for Capital	20,395	(5,936)	(17,800)	-344%	-
Write Back Depreciation and Nett Book Disposal	(377,683)	(397,328)	(1,192,000)	32%	-
Deficit/(Surplus) Carried/Brought Forward*	-	-	446,600	-	-
Total General Purpose Funding Required/(Provided)	527,702	163,818	774,800	322%	363,900

Shire of Derby West Kimberley
Monthly Financial Statements by Activity

Port Services	Total Port Services				
	Year to Date	Budget Estimate	Budget	26% of year gone	Variance on estimate
	31/10/2016	31/10/2016	2016-2017	% spent or raised	<> \$30,000
Recurrent Revenue					
Core Program Income	-	-	-	-	-
Strategic Program Income	(210,557)	(406,488)	(1,219,500)	17%	195,900
Project Income	-	-	-	-	-
Contributions	-	-	-	-	-
Buildings Income	-	-	-	-	-
Profit on Sale of Assets	-	-	-	-	-
Nett Unspent Grants	-	-	-	-	-
Total Recurrent Revenue	(210,557)	(406,488)	(1,219,500)	17%	195,900
Expenditure					
Core Service Provision	-	-	-	-	-
Strategic Service Provision	432,001	381,110	1,107,900	39%	50,900
Training and Development	-	528	1,600	-	-
Strategic Planning	-	-	-	-	-
Buildings	30,328	16,974	41,000	74%	-
Plant and Vehicles	30,333	38,746	115,800	26%	-
Operational Projects	-	-	-	-	-
Development Projects	33,558	7,332	22,000	153%	-
Transport Infrastructure	191,643	131,552	277,200	69%	60,100
Other Infrastructure	-	-	-	-	-
Depreciation	372,307	397,328	1,192,000	31%	-
Loss on Sale of Assets	5,375	-	-	-	-
Total Direct Expenditure	1,095,547	973,570	2,757,500	40%	122,000
Less Allocations Outward	-	-	-	-	-
General Purpose Funding required/(provided)	884,990	567,082	1,538,000	58%	317,900
Capital Projects					
Buildings - New	-	-	-	-	-
Buildings - Renewal	-	-	-	-	-
Plant and Machinery	-	-	-	-	-
Vehicles	-	-	-	-	-
Furniture and Equipment	-	-	-	-	-
Infrastructure - New	19,600	-	896,000	2%	-
Infrastructure - Renewal	795	-	6,360,000	0%	-
Infrastructure - Other	-	-	-	-	-
Total Direct Expenditure	20,395	-	7,256,000	0%	-
Financing Costs					
Transfer to Reserves	-	-	-	-	-
Principal on Loan Debt	-	12,396	37,200	-	-
Total Financing Costs	-	12,396	37,200	-	-
Capital Funding					
Country Local Government Fund	-	-	-	-	-
Other Capital Grants and Contributions	-	-	(256,000)	-	-
Nett Unspent Capital Grants	-	-	-	-	-
New Loans	-	-	(7,000,000)	-	-
Sale of Assets	-	(18,332)	(55,000)	-	-
Transfer from Reserves	-	-	-	-	-
Depreciation charges to Operating	(372,307)	(397,328)	(1,192,000)	31%	-
Deficit/Surplus Brought Forward	-	-	446,600	-	-
Total Capital Funding	(372,307)	(415,660)	(8,056,400)	5%	43,400
General Funding required/(provided) for/(from) Capital	(351,913)	(403,264)	(763,200)	46%	51,400
Write Back Nett Book Disposal	(5,375)	-	-	-	-
Total General Purpose Funding Required/(Provided)	527,702	163,818	774,800	68%	363,900

Shire of Derby West Kimberley
Monthly Financial Statements by Statutory Program

Particulars	Year to Date	Budget Estimate	Budget	26% of year	Variance on
	31/10/2016	31/10/2016	2016-2017	gone % spent or raised	estimate <> \$30,000
	\$	\$	\$		
Revenue					
General Purpose Funding	7,848,221	7,931,940	11,393,800	69%	83,700
Governance	268,827	323,420	720,300	37%	54,600
Law, Order, Public Safety	29,619	13,020	39,100	76%	-
Health	175,364	160,338	550,200	32%	-
Education and Welfare	155,428	138,824	416,500	37%	-
Housing	9,625	13,260	39,800	24%	-
Community Amenities	1,513,648	1,510,620	1,923,500	79%	-
Recreation and Culture	240,685	155,308	526,100	46%	(85,400)
Transport	1,515,406	1,763,004	5,545,100	27%	247,600
Economic Services	129,572	120,284	285,900	45%	-
Other Property and Services	15,371	31,916	95,800	16%	-
	11,901,766	12,161,934	21,536,100	55%	260,200
Expenses					
General Purpose Funding	(448,946)	(269,688)	(329,100)	136%	179,300
Governance	(507,721)	(670,219)	(2,000,100)	25%	(162,500)
Law, Order, Public Safety	(123,411)	(141,186)	(418,600)	29%	-
Health	(238,272)	(306,734)	(917,900)	26%	(68,500)
Education and Welfare	(220,002)	(247,676)	(736,300)	30%	-
Housing	(54,055)	(116,956)	(319,800)	17%	(62,900)
Community Amenities	(823,596)	(1,104,952)	(3,761,900)	22%	(281,400)
Recreation and Culture	(1,294,962)	(1,628,338)	(4,730,300)	27%	(333,400)
Transport	(4,876,122)	(4,944,924)	(11,528,300)	42%	(68,800)
Economic Services	(372,558)	(400,406)	(1,187,600)	31%	-
Other Property and Services	(538,843)	(315,092)	(812,300)	66%	223,800
	(9,498,488)	(10,146,171)	(26,742,200)	36%	(647,700)
Net Result	2,403,278	2,015,763	(5,206,100)	-46%	(387,500)
Adjustments for Cash Budget Requirements:					
Non-Cash Expenditure and Revenue					
(Profit)/Loss on Asset Disposals	(989)	0	0	-	-
Depreciation on Assets	2,482,967	2,462,152	7,386,600	34%	-
Capital Expenditure and Revenue					
Purchase Property, Plant and Equipment	(554,435)	(355,424)	(1,209,300)	56%	199,000
Purchase Infrastructure	(501,907)	(1,260,663)	(11,659,600)	-60%	(758,800)
Proceeds from Disposal of Assets	(3,000)	20,664	212,000	-115%	-
Repayment of Debentures	(30,962)	(49,228)	(147,700)	-37%	-
Proceeds from New Debentures	-	-	7,000,000	-	-
(Increase)/ Decrease in Restricted Grant Funds	(1,301,955)	(1,156,177)	1,401,300	13%	145,800
Transfers to Reserves (Restricted Assets)	(12,667)	(12,284)	(196,400)	3%	-
Transfers from Reserves (Restricted Assets)	-	267,624	1,230,600	-	267,600
Add Estimated Surplus/(Deficit) July 1 B/Fwd	-	-	1,188,600	-	-
Less Estimated Surplus/(Deficit) June 30 C/Fwd	1,598,284	2,448,323	-	-	-
	882,047	(515,896)	0	-271%	(1,397,900)

Monthly Financial Statements Net Current Assets

	Actual Brought Forward	Balance at 31/10/2016	Budget 2016-2017
Current Assets			
Cash - Unrestricted	980,883	1,805,918	460,000
Cash - Restricted	1,978,700	3,727,645	1,938,800
Cash - Restricted Grants			695,900
Receivables	2,982,756	4,232,912	2,000,000
Inventories	79,371	92,537	90,000
	6,021,710	9,859,013	5,184,700
Less Current Liabilities			
Payables and Provisions		(5,160,562)	(2,450,000)
Long Term Borrowings			(147,700)
Accrued Expenditure	(14,145)	(211,693)	(1,050,000)
	(14,145)	(5,372,256)	(3,647,700)
Unadjusted Net Current Assets	6,007,565	4,486,757	1,537,000
Less: Cash - Reserves - Restricted	(1,978,700)	(3,727,645)	(1,938,800)
Less: Cash - Grants - Restricted	0	0	(695,900)
Less: Unspent Loan Funds	(400,000)	(400,000)	
	(2,378,700)	(4,127,645)	(2,634,700)
Add: Current Loan Liability - Principal Repayment	0	144,470	147,700
Add: Current Leave Liability	963,883	963,883	950,000
	963,883	1,108,353	1,097,700
NET CURRENT ASSET POSITION	4,592,748	1,467,465	0

Shire of Derby West Kimberley

Schedule of Government Grants Received and Restricted 2016-2017

Source of Funding	Council Program	Balance 1 July 2016	Actual Grant Income	Budget Grant Income	Actual Expenditure	Budget Expenditure	Agreed Contribution	Current Balance	Budget Bal 30/06/2017
Operating Revenue									
General Purpose Funding									
Local Govt Grants Commission	General Purpose Funding	-	1,073,066	4,302,000	1,073,066	4,302,000	-	-	-
		-	1,073,066	4,302,000	1,073,066	4,302,000	-	-	-
Executive Services									
Landcorp	Planning and Development	21,400	-	-	-	21,400	-	21,400	-
Department of Planning	Planning and Development	16,200	-	6,100	-	30,400	10,100	26,300	2,000
Department of Planning	Planning and Development	20,900	-	-	-	26,600	14,200	35,100	8,500
Kimberley Zone Grant	Kimberley Zone	212,500	229,207	464,800	134,578	589,400	-	307,129	87,900
		271,000	229,207	470,900	134,578	667,800	24,300	389,929	98,400
Community Services									
Public Libraries Australia	Library Services	4,100	-	-	-	4,100	-	4,100	-
Heritage Advisory	Community Arts and Heritage	-	-	12,000	-	24,000	12,000	12,000	-
LotteryWest	Community Arts and Heritage	30,000	-	-	-	-	-	30,000	30,000
Child Protection and Family Services	Youth Services	-	-	125,000	125,000	125,000	-	-	-
Dept Corrective Services	Youth Services	-	126,112	260,400	31,283	310,100	-	157,394	-
Dept Local Government	Youth Services	7,400	-	-	-	7,400	-	7,400	-
Dept Corrective Services	Youth Services	8,800	-	-	74	3,700	-	8,726	5,100
Dept Sport and Recreation	Community Development	-	-	65,000	65,000	65,000	-	-	-
Fitzroy Valley Futures Regional Services Re	Healthy Communities	100,300	20,182	-	12,898	120,300	-	107,584	-
Remote Australian Strategy Program	Healthy Communities	-	77,140	-	5,306	-	-	71,834	-
Department of Sport and Recreation	Aquatic Centres	4,800	-	32,000	-	12,000	-	4,800	24,800
Kimberley Dev. Commission	Sport and Recreation	18,800	-	-	-	18,800	-	18,800	-
Dept Sport and Recreation	Sport and Recreation	50,700	-	-	125	50,700	-	50,575	-
		224,900	223,434	494,400	177,121	741,100	12,000	473,212	59,900
Development Services									
Office of Aboriginal Health	Aboriginal Community Health	242,200	157,589	484,100	107,113	439,500	15,000	307,676	301,800
Department of Health	Aboriginal Community Health	4,600	-	-	-	12,200	-	4,600	-
Department of Health	Health Services	14,900	12,552	15,000	781	29,900	-	28,233	-
		261,700	170,141	499,100	106,332	481,600	15,000	340,509	301,800
Technical Services									
Local Govt Grants Commission	Roads	-	209,903	839,000	209,903	839,000	-	-	-
Department of Parks and Wildlife	Roads	106,100	-	75,000	25,269	263,600	75,000	155,831	-
Main Roads	Roads	-	-	17,000	-	17,000	-	-	-
	Plant and Depots	-	2,731	8,000	2,731	8,000	-	-	-
		106,100	212,634	939,000	237,903	1,127,600	75,000	155,831	0
	Total Recurrent Grants	863,700	1,908,481	6,705,400	1,729,000	7,320,100	126,300	1,359,481	460,100
Capital Grants and Contributions									
Corporate Services									
Country Local Govt Regional Fund	Staff housing	8,900	-	-	79,973	135,200	126,300	55,227	-
Country Local Govt Regional Fund	Staff housing	-	-	-	-	-	-	-	-
		8,900	-	-	79,973	135,200	126,300	55,227	-
Community Services									
Country Local Govt Fund	Community Arts and Heritage	96,600	-	60,000	49,105	180,600	24,000	71,495	-
Landcorp	Parks and Gardens	-	-	-	-	-	-	-	-
		96,600	-	60,000	49,105	180,600	24,000	71,495	-
		694,100	606,208	1,980,500	650,434	2,638,000	240,300	1,080,174	361,700
Development Services									
Country Local Govt Regional Fund	Public Conveniences	100,000	-	-	-	240,000	-	100,000	-
		100,000	0	0	0	240,000	0	100,000	0
Technical Services									
Regional Road Group	Roads	-	-	-	-	-	-	-	-
Regional Road Group	Roads	115,200	535,936	612,800	158,485	879,500	-	492,651	-
Main Roads	Roads	-	256,242	1,133,200	68,339	1,266,400	-	187,903	-
Local Govt Grants Commission	Roads	444,200	56,250	231,300	-	569,600	-	500,450	105,900
Main Roads	Roads	170,100	45,000	115,700	-	285,700	-	215,100	100
Main Roads	Roads	-	201,336	201,300	-	190,000	-	201,336	11,300
Department of Parks and Wildlife	Roads	180,000	-	-	-	240,000	60,000	240,000	-
Main Roads	Roads	-	-	-	-	-	-	-	-
		909,500	1,094,764	2,294,300	226,823	3,431,200	60,000	1,837,441	117,300
Port Services									
Regional Airport Development Scheme	Derby Airport	-	-	256,000	0	560,000	304,000	304,000	-
		0	0	256,000	0	560,000	304,000	304,000	0
	Total Capital Grants	1,115,000	1,094,764	2,610,300	355,901	4,547,000	514,300	2,368,163	117,300
	Total Grants	1,978,700	3,003,245	9,315,700	2,084,901	11,867,100	640,600	3,727,645	577,400

Shire of Derby West Kimberley

Variance Report by Organisation Structure - Nature and Type

Amount	Description	Risk	Particulars
Variations above 10% and \$30,000 are reported on the total of each Division			
Total Organisation			
(527,900)	General Funding Required/Provided (Deficit/Surplus)	Low	The current surplus carried forward is greater than the budget estimate for the year to date largely due to timing issues.
General Purpose Funding			
114,500	Amount Raised from Rates	Medium	Total rates raised was effected by reductions in mining tenement valuations after rate modelling was completed and prior to the final budget being adopted.
148,600	Other	Medium	The number of mining tenement rates written off is greater than initially budgeted. Staff were aware of the Ellendale Diamond mine and allowed for this an other downward valuations of mining tenements, however the extent has been far more than predicted.
Executive Services			
(98,300)	General	None	This variance is due to timing issues with invoices and less spending on professional services to date. Savings are not expected on this budget item.
Corporate Services			
(35,300)	Professional	None	This variance is due to timing issues with invoices and incorrect postings.
Community Services			
(55,100)	Grants	None	This variance is due to grants received from Fitzroy Valey Futures and the Remote Australia Strategy not included in the 2016-2017 budget
131,600	Less Operating Grants to be	None	This variance is due to various government grants that have been received not being spent as yet.
(84,400)	General	None	This variance is due to timing issues with invoices. Savings are not expected on this budget item.
(31,400)	Power and Water	None	This variance is due to timing issues with invoices. Savings are not expected on this budget item.
(48,800)	Works Crew Wages	None	There is currently savings in the Parks and Gardens Works Crew jobs
(103,900)	Works Crew Overhead	None	There is currently savings in the Parks and Gardens Works Crew jobs
Development Services			
(32,300)	Remuneration	None	Savings to date in Salaries and Wages
(206,800)	General	None	This variance is due to timing issues with Ribbish Collections and Waset Site Management invoices. Savings are not expected on this budget item.
Infrastructure Services			
32,400	Contributions and Reimbursements	Low	Various budgeted reimbursements not received. In most instances there is a corresponding reduction on expenditure.
266,500	Other Revenue	None	This variance is for revenue reimbursements for the Colourstone Abattoir. The funds have been received but not journalled from Current Liabilities and transferred from the account where the funds are invested.
100,400	Grants	Low	Road Grants yet to be received
(94,400)	Remuneration	None	Savings to date in Salaries and Wages
(184,600)	General	None	This variance is due to timing issues with invoices. Savings are not expected on this budget item.
77,400	Insurance	Low	This relates to insurance for the Plant and Depot Activity and needs further investigation and is likely to be allocation issues.
(57,200)	Power and Water	Medium	This variance represents an under allocation of Overheads to Jobs
(524,800)	Goods and Services	None	This variance represents Capital Works projects that have yet to commence.
(76,700)	Project and Tech. Services AB	Medium	This variance is created by Capital Works projects that have yet to commence. As these projects are, funded not completing them will mean Technical Management costs cannot be charged to government grants
(330,000)	Grants and Contributions	None	This variance is for Capital Grants received for construction works to be undertaken
230,300	Transfer from Reserves	None	This variance is for transfers from reserves which are yet to occur.
Port Services			
162,700	Fees and Charges	High	This variance relates to berthing fees and charges at the Derby Wharf and is a significant revenue amount.
47,400	Remuneration	Medium	Salaries and wages charged to ports and overspent which will be investigated
64,200	Insurance	Low	This relates to insurance for the Curtin Airport and the Derby Wharf and needs further investigation.

SHIRE OF DERBY WEST KIMBERLEY

BANK RECONCILIATION

For the period ending 31st October 2016

Municipal Fund		
Balance as per Bank Statements		
ANZ Municipal A/C		\$ 1,183,592
CBA Advance A/C		\$ 195,495
ANZ Savings A/C		\$2,317,714
Add Unpresented Deposits		\$ 50,568
Less Unpresented Cheques		-\$ 38,148
Less Trust Transfers		-\$ 4,805
Total		\$3,704,416
Balance as per General Ledger		
Synergy Soft Account 1001		\$3,696,651
Outstanding Deposits		\$ 27,333
Outstanding Payments		-\$ 19,568
Total		\$3,704,416
Difference		\$ -

Municipal Trust		
Balance as per Bank Statements		
ANZ Trust Account		\$ 663,274
Add Unpresented Deposits		\$ 4,805
Less Unpresented Cheques		-\$ 2,246
Total		\$ 665,833
Balance as per General Ledger		
Synergy Soft Account 1002		\$ 666,025
Outstanding Deposits		-\$ 293
Outstanding Payments		\$ 100
Total		\$ 665,833
Difference		\$ -

Reserves		
Balance as per Bank Statements		
ANZ Term Deposit		\$ 704,494
CBA Term Deposit		\$2,138,389
Total		\$2,842,883

Balance as per Synergy Soft

Leave Entitlements Reserve	\$ 443,309	Capital Works/ Buildings Reserve	\$ 444,468
Historical Reserve	\$ 30,020	Pastoral Heritage Centre Reserve	\$ -
Plant Replacement Reserve	\$ 94,351	Office Equipment Reserve	\$ 32,270
Airport Reserve	\$ 27,882	Admin Building Reserve	\$ 571,557
Derby Wharf- Major Maint Reserve	\$ 3,646	FX Recreation Hall Reserve	\$ 45,827
Economic Development Promotions Reserve	\$ 19,533	Aboriginal Environmental Health Program Reserve	\$ -
Community Resource Centre FX reserve	\$ -	Energy Developments Ltd Community Donation Reserve	\$ 183,081
Staff Housing Reserve	\$ 653,798	Admin Building Construction Reserve	\$ 293,142
Total			\$2,842,882
Difference			\$ 0

SHIRE OF DERBY WEST KIMBERLEY

Notes to and forming part of the Statement of Financial Activity For the period ending 31st October 2016

INVESTMENTS

Municipal Account:

Investment Type	Financial Institution	Interest Rate	Amount	Maturity Date
Online Business Saver	ANZ Bank	3.10%	2,317,714	N/A
			2,317,714	

Reserve Account:

Investment Type	Financial Institution	Interest Rate	Amount	Maturity Date
Term Deposit	ANZ Bank	2.60%	704,494	30/11/2016
Term Deposit	Commonwealth Bank	2.51%	2,138,389	27/02/2017
			2,842,883	

Total Investments

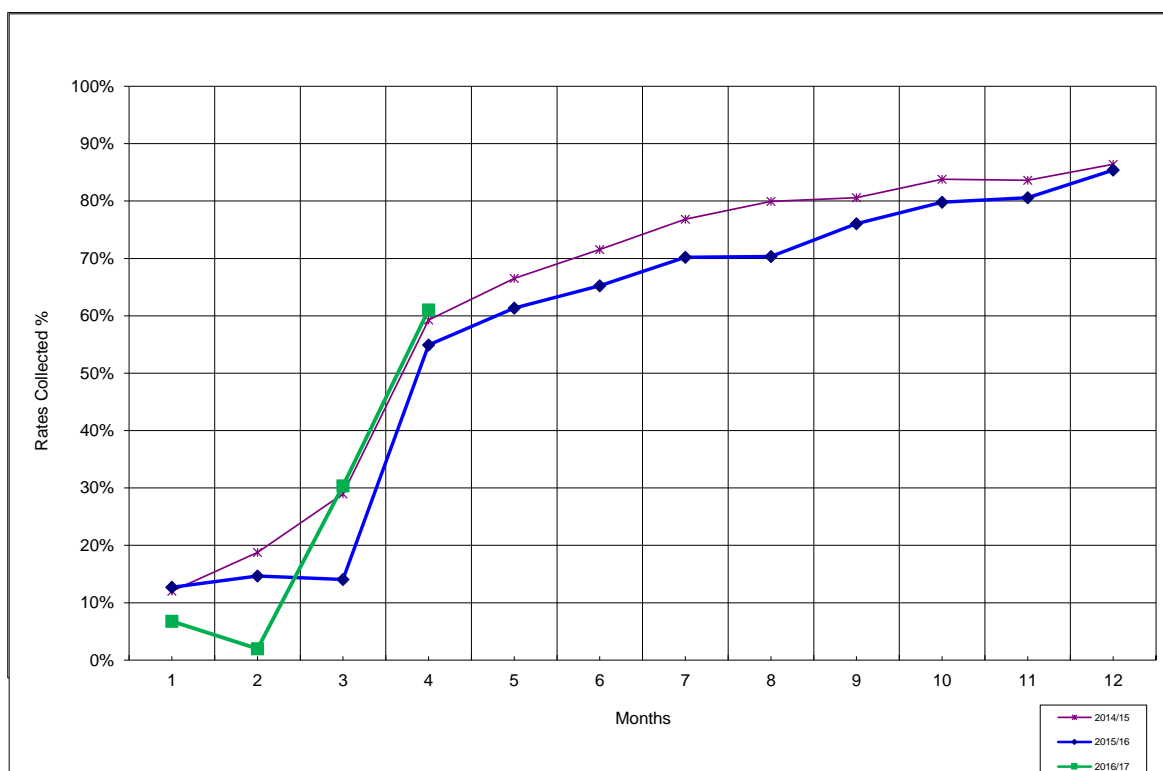
5,160,596

Note

Council funds are invested in accordance with Section 6.14 of the Local Government Act and Part III of the Trustees Amendment Act 1997. All investments are made in accordance with Council's Investment Policy, so as to maximise earnings from authorised investments and ensure the security of Council funds.

SHIRE OF DERBY WEST KIMBERLEY

Rates, Rubbish and ESL Collection as at 31 October 2016



RATES REPORT

	31-October-2016			CURRENT YEAR					
	Balance as at 30th June 2016	Levied Current Financial Year	Interims Raised	Subtotal	Monies Received	Pensioner Rebates	Write/Off Expense	Discount expense	Total Outstanding
Rates	\$1,440,969.92	\$6,723,996.80	-\$ 1,448.99	\$8,163,517.73	\$4,794,089.64	-\$24,285.38	-\$25,697.41	-\$ 74,734.80	\$3,244,710.50
Rubbish Charges	\$77,640.17	\$ 1,584,800.00	-\$ 183,509.98	\$1,478,930.19	-\$1,072,518.20				\$406,411.99
ESL & ESL Penalty	\$20,683.06	\$ 193,983.72	-\$ 339.28	\$214,327.50	-\$ 142,130.26				\$72,197.24
Penalty Interest	\$279,463.60	\$ 64,275.11		\$343,738.71	-\$ 84,532.64				\$259,206.07
Admin/Instal Fees	\$0.00	\$ 25,940.76		\$25,940.76	-\$ 25,870.79				\$69.97
Legal/Other Expenses	\$21,972.47	\$ 18,562.82		\$40,535.29	\$ 21,972.47				\$18,562.82
Total Outstanding	\$1,840,729.22	\$ 8,611,559.21	-\$ 185,298.25	\$10,266,990.18	\$ 3,447,065.28	-\$ 24,285.38	-\$ 25,697.41	-\$ 74,734.80	\$4,001,158.59

NOTATION: Outstanding Amount applicable to Instalment Payers

No. Instalments to go = 3
Amount Outstanding as % of Collectables **39.0%**

RATES REPORT

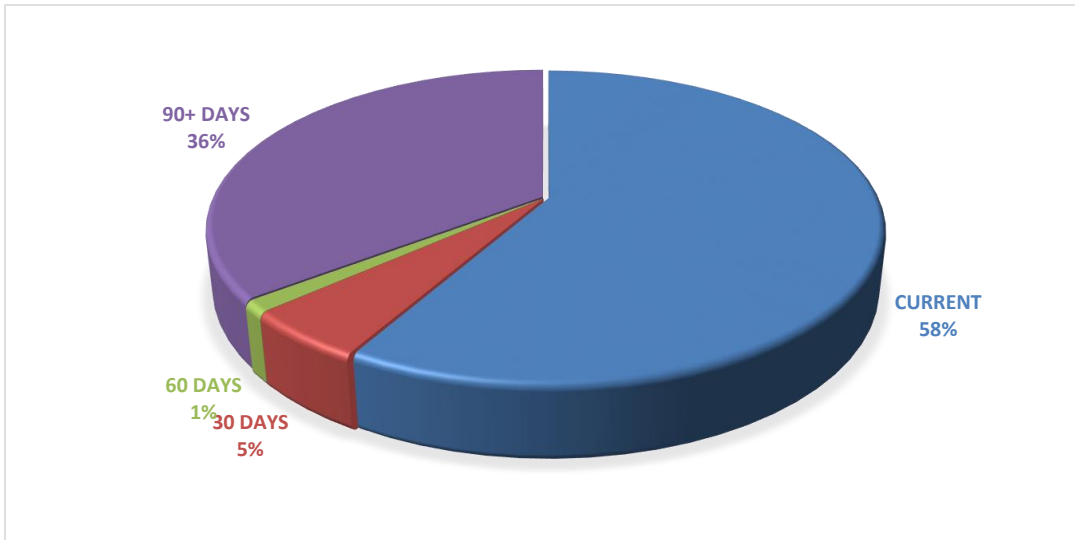
	31-October-2015			CURRENT YEAR					
	Balance as at 30th June 2015	Levied Current Financial Year	Interims Raised	Subtotal	Monies Received	Pensioner Rebates	Write/Off Expense	Discount expense	Total Outstanding
Rates	\$918,683.57	\$ 6,745,191.00	-\$ 120,000.00	\$7,543,874.57	\$ 3,684,481.32	-\$31,061.80	\$ -	-\$69,782.80	\$3,758,548.65
Rubbish Charges	\$151,486.56	\$ 1,568,955.00	-\$ 532,063.50	\$1,188,378.06	\$ 716,188.32				\$472,189.74
ESL and ESL Penalty	\$13,278.96	\$ 185,409.80	-195627.94	\$3,060.82	-\$ 239,430.94				-\$236,370.12
Penalty Interest	\$214,710.97	\$ 40,263.57		\$254,974.54	\$ 185,789.02				\$69,185.52
Admin/Instal Fees	\$0.00	\$ 26,809.16		\$26,809.16	-\$ 26,809.16				\$0.00
Legal/Other Expenses	\$35,147.55	\$ 31,668.66		\$66,816.21	\$ 35,147.54				\$31,668.67
Total Outstanding	\$1,333,307.61	\$ 8,598,297.19	-\$ 847,691.44	\$9,083,913.36	\$ 2,481,116.34	-\$ 31,061.80	\$ -	-\$ 69,782.80	\$4,095,222.46

NOTATION: Outstanding Amount applicable to Instalment Payers

No. Instalments to go = 3
Amount Outstanding as % of Collectables **45.1%**

RECEIVABLES - SUNDRY DEBTORS
As at 31/10/2016

	CURRENT	30 DAYS	60 DAYS	90+ DAYS	TOTAL
SUNDRY DEBTORS	\$406,321.13	\$36,084.74	\$8,245.11	\$246,227.44	\$689,752.67



Outstanding Sundry Debtors over 90 days exceeding \$1,000.00

CODE	AMOUNT	DESCRIPTION OF DEBT	NOTES
AHO	\$ 1,157.43	WHARF CHARGES - DERBY	IGNORING CONTACT MADE
BIS	\$ 9,076.66	CURTIN LANDING FEES & AIRPORT LEASE FEES	AWARE OF OUTSTANDING & WILL BEGIN TO MAKE REGULAR PAYMENT
FIRE	\$ 2,917.26	TELEPHONE CHARGES BFB & SES	MAKING REGULAR PAYMENTS
SPC	\$ 38,963.00	WATER USAGE FEES	? - LAST PAYMENT RECEIVED OCT 2011, DEBTOR IGNORING INVOICES & STATEMENTS
DBM	\$ 7,310.60	ELECTRICITY USAGE CHARGE	IGNORING CONTACT MADE
DGK	\$ 2,097.00	DERBY - TIP USAGE FEES	DEBTOR UNDER BANKRUPTCY
RHJ	\$ 6,918.19	ANNUAL LEASE FEE - DERBY AIRPORT	MAKING REGULAR PAYMENTS
HOU	\$ 46,025.10	AIRPORTREIMBURSEMENT OF EXPENDITURE ON McDONALD WAY, FITZROY CROSSING AS PER COUNCIL RESOLUTION 053/2016	ADVISED VIA EMAIL OF OUTSTANDING INVOICE TO FOLLOW UP PAYMENT
KWR	\$ 1,848.00	WASTE CHARGES - DERBY	ADVISED VIA EMAIL OF OUTSTANDING INVOICE TO FOLLOW UP PAYMENT
KDT	\$ 7,516.89	DERBY WHARF CHARGES	IGNORING CONTACT MADE
PLO	\$ 109,956.27	DERBY WHARF CHARGES	IGNORING CONTACT MADE
RFA	\$ 2,380.00	KAP SPONSORSHIP & PLANNING APPLICATION FEE PC/17/16	ADVISED VIA EMAIL OF OUTSTANDING INVOICE TO FOLLOW UP PAYMENT
TOTAL	\$ 236,166.40		



Shire of Derby/West Kimberley

ITEM 12.3.1

MERIT ENGINEERS STRUCTURAL CONDITION REPORT AND MAIN ROADS WA LEVEL 2 INSPECTION OF THE LOW LEVEL CROSSING, FITZROY CROSSING



Shire of Derby / West Kimberley
Low Level Crossing
Fitzroy Crossing
Structural Condition Report

SDWK-SCR-16-002

(August 2016)



DOCUMENT RELEASE NOTICE

1. BUILD STATUS:

Revision	Date	Author	Reason	Sections
A	29 August 2016	MW	Issue for comment	All

2. DISTRIBUTION:

Copy No	Revision	Issue Date	Issued To

Table of Contents

1	INTRODUCTION.....	3
	1.1 Background.....	3
	1.2 Previous Inspections and Structural Assessments	3
	1.3 Consultant’s Brief for this report	3
	1.4 Limitations	4
2	INSPECTION REPORT	4
	2.1 Approach Slabs	4
	2.2 Deck Structure	4
3	STRUCTURAL INTEGRITY	4
4	MAINTENANCE AND REPAIR OPTIONS.....	5
5	RECOMMENDATIONS.....	5

1 INTRODUCTION

1.1 Background

The Low Level Crossing at Fitzroy Crossing was originally constructed in 1935 with a subsequent installation in 1958 to raise the elevation of the deck. The original crossing comprised two steeply descending approaches consisting of 150mm thick concrete ground slabs leading to a 300mm thick reinforced concrete deck supported on reinforced concrete piles at 3.65 metre centres. The later raised deck comprised precast panels 190mm thick supported on legs of varying height which were mounted and fixed onto the original concrete deck adjacent to the piled foundations. The trafficable width of the deck was increased from 2.44 metres to 3.65 metres.

1.2 Previous Inspections and Structural Assessments

Reports prepared as part of previous inspections are detailed below. Copies of the reports are available from the Shire of Derby / West Kimberley.

Table 1 Previous inspection reports

<i>Report Number/Title</i>	<i>Author</i>	<i>Issue Date</i>
Ref: 4906 Structural Condition Report for the Low Level Crossing, Fitzroy Crossing	Terpkos and Santillo Pty Ltd	September 2005

1.2.1 2005

The only reported inspection and structural assessment of the crossing for which records are available was carried out in September 2005 by Terpkos and Santillo Pty Ltd (T&S) on behalf of Heritage and Conservation Professionals (HCP) to support the Conservation Plan for the crossing.

The report identified a number of defects including:

- Corrosion of reinforcement leading to spalling of the concrete in the deck kerbing and support legs;
- Significant abrasion wear to all surfaces of the concrete deck with more extensive wear to kerbing;

Due to the limited access for inspection a full structural assessment was not provided in the report.

1.3 Consultant's Brief for this report

The brief for this report is:

1. Conduct a preliminary visual inspection of the Low Level Crossing, Fitzroy Crossing and prepare a report on the current condition.

2. Provide recommendations for remedial works, future inspections and traffic control measures.

1.4 Limitations

The visual inspection of the crossing was conducted on 13 June 2016. The water level was low but access to all areas of the crossing was not possible due to accumulation of sand / debris or water channels. As such this report provides only a preliminary condition assessment based upon areas available for inspection. A more detailed inspection, possibly involving destructive testing / inspection, would be required to provide certainty as to the structural integrity of the entire crossing.

2 INSPECTION REPORT

2.1 Approach Slabs

The approach slabs were not inspected due to covering of sand.

2.2 Upper Deck Surface

The complete upper deck surface was inspected and photographed for future reference except where covered by sand. Readily accessible areas of the underside of the upper deck were inspected and photographed. Refer Appendix A for complete photographic record.

The upper deck slabs show varying degrees of abrasion, spalling and exposed reinforcement. Refer Condition Table for detailed inspection notes (Appendix B).

2.3 Upper Deck Soffit and Support Legs

Only limited access was available to inspect the underside of the upper deck and support legs. The soffit of the deck showed signs of abrasion and loss of aggregates. Several support legs have spalling and exposed reinforcement.

2.4 Lower Deck

Only a very limited inspection of the lower deck was carried out. As the upper deck is supported and fixed on the lower deck further inspection of the lower deck should be conducted to establish if there are any significant defects that could jeopardise the integrity of the upper deck.

3 STRUCTURAL INTEGRITY

Due to the uncertain condition of the crossing together with the indeterminate rate of abrasion and corrosion of reinforcement it is not possible to provide a guarantee of structural integrity of the crossing upper deck. There is the potential for an unidentified defect to cause a sudden and unforeseeable collapse of a deck section under traffic loading.

Potential causes of deck failure include failure in bending of a deck slab due to loss of concrete from the top and bottom surfaces and corrosion of the exposed reinforcement or

propagation of cracks resulting in shear failure. Whilst a sudden collapse would not be catastrophic due to the short distance between upper and lower decks a detailed risk assessment should be conducted to establish if the crossing should remain open to vehicular traffic.

Based upon the current condition of the crossing pedestrian access is acceptable at low river levels (ie crossing not submerged) for the foreseeable future provided that regular maintenance inspections are conducted.

4 MAINTENANCE AND REPAIR OPTIONS

The nature of the environment that the crossing exists makes options for repairs and ongoing protection very limited and expensive. Remedial repairs to spalled concrete and application of epoxy surface coatings and penetrating sealants will only offer limited protection against the severe conditions presented by a huge fast flowing river with very high levels of transported sand and gravel.

Epoxy surfacing to reduce erosion of the concrete surface is an expensive option that may prove ineffective against the severe impact abrasion of sand and gravel transported by the fast flowing water in the Fitzroy River when in flood.

Silane based sealant will reduce moisture penetration and improve concrete durability but its effectiveness will be somewhat diminished by the erosion of the outer surface leading to exposure and corrosion of reinforcement.

5 RECOMMENDATIONS

The following recommendations are based upon the current structural condition and likely ongoing deterioration of the crossing;

1. All vehicular traffic should be prohibited from using the crossing until a comprehensive risk assessment is conducted.
2. Conduct a detailed risk assessment to establish if the crossing should remain open to vehicular traffic.
3. Evaluate repair and maintenance options including a cost benefit analysis.
4. Install signage prohibiting vehicular access. Robust concrete bollards should also be installed at the top of both access ramps to ensure no vehicles attempt to use the crossing, particularly when submerged.

APPENDIX A

PHOTOGRAPHIC RECORD

REFER TO ENCLOSED DVD



140350



140343 – Kerb missing



140336 – Reinforcing steel exposed



140330 – Kerb completely missing



140324



140318



140312 – Reinforcing steel exposed



140306 – Reinforcing steel exposed



140300



Reinforcing steel Exposed – 140253 – Spalling of kerb



Spalling to kerb - 140246 – Longitudinal crack



140240 – Kerb abraded and reinforcing steel exposed



140235



140229 – Reinforcing steel exposed



140223 – Part kerb missing



140217 – Part kerb missing



140211



140206 – Reinforcing steel exposed



140200



Spalling of kerb – 140154 – Longitudinal crack & reinforcing steel exposed



140127 – Spalling and reinforcing steel exposed (see 140154 above)



140118



140111



140105 – Lig exposed



104058 – Diagonal crack



140050 – Lig exposed



Longitudinal crack – 140035 –Reinforcing steel exposed



140030 – Longitudinal cracks



Longitudinal crack – 140023 – Reinforcing steel exposed



Spalling and reinforcing steel exposed – 140018 – Longitudinal cracks



140011 – Longitudinal crack




140005 – Longitudinal cracks



140000 – Longitudinal cracks



135954 – Longitudinal crack



135947 - Reinforcing steel exposed



135941 - Reinforcing steel exposed



Kerb damaged – 135933 – Kerb missing




Longitudinal crack – 135926 – Reinforcing steel exposed



Part kerb missing – 135920 – Reinforcing steel exposed



135911 – Kerb spalled



135903 – Longitudinal cracks



Kerbs missing - 135838 – Lateral grooves



Abraded kerb – 135829 – Missing kerb



135818 Missing / abraded kerbs

APPENDIX B

CONDITION TABLES AND PHOTO REFERENCES

SHIRE OF DERBY / WEST KIMBERLEY						
LOW LEVEL CROSSING - FITZROY CROSSING						
STRUCTURAL CONDITION REPORT						
DECK PANEL CONDITION AND PHOTO REFERENCES						
PANEL No	LENGTH mm	CONDITION	PHOTO REF 1	PHOTO REF 2		
NORTH APPROACH						
1	2438	Not visible due to build up of sand	N/A			
2	1219	Not visible due to build up of sand	N/A			
3	2438	Not visible due to build up of sand	N/A			
4	1219	Not visible due to build up of sand	N/A			
5	2438	Not visible due to build up of sand	N/A			
6	1219	Not visible due to build up of sand	N/A			
7	2438	Not visible due to build up of sand	N/A			
8	1219	Not visible due to build up of sand	N/A			
9	2438	Not visible due to build up of sand	N/A			
10	1219	Not visible due to build up of sand	N/A			
11	2438	Not visible due to build up of sand	N/A			
12	1219	Not visible due to build up of sand	N/A			
13	2438	Not visible due to build up of sand	N/A			
14	1219	Partially covered. No visible defects.	140350			
15	2438	No significant visible defects	140343	140350		
16	1219	Part kerb missing east side north edge	140343			
17	2438	No significant visible defects	140336	140343		
18	1219	Steel exposed east kerb	140336			
19	2438	No significant visible defects	140330	140336		
20	1219	Complete kerb missing east side	140330			
21	2438	Part kerb missing east side north edge	140324	140330		
22	1219	No significant visible defects	140324			
23	2438	No significant visible defects	140318	140324		
24	1219	No significant visible defects	140318			
25	2438	No significant visible defects	140312	140318		
26	1219	Steel exposed west kerb.	140312			
27	2438	No significant visible defects	140306	140312		
28	1219	Steel exposed east kerb	140306			
29	2438	No significant visible defects	140300	140306		
30	1219	No significant visible defects	140300			
31	2438	No significant visible defects	140253	140300		
32	1219	Steel exposed west kerb. Spalling east kerb mid span.	140253			
33	2438	Spalling to west kerb	140246	140253		
34	1219	Longitudinal crack mid width	140246			
35	2438	Kerb abraded and steel exposed west side, south edge	140240	140246		
36	1219	Kerb abraded and steel exposed west side, north edge	140240			
37	2438	No significant visible defects	140235	140240		
38	1219	No significant visible defects	140235			
39	2438	No significant visible defects	140229	140235		
40	1219	Steel exposed east kerb	140229			
41	2438	No significant visible defects	140223	140229		
42	1219	Part kerb missing - west side, south edge	140223			
43	2438	Part kerb missing - west side, north edge	140217	140223		
44	1219	No significant visible defects	140217			
45	2438	No significant visible defects	140211	140217		
46	1219	No significant visible defects	140211			
47	2438	No significant visible defects	140206	140211		

SHIRE OF DERBY / WEST KIMBERLEY				
LOW LEVEL CROSSING - FITZROY CROSSING				
STRUCTURAL CONDITION REPORT				
DECK PANEL CONDITION AND PHOTO REFERENCES				
PANEL No	LENGTH mm	CONDITION	PHOTO REF 1	PHOTO REF 2
48	1219	Steel exposed east kerb	140206	
49	2438	No significant visible defects	140200	140206
50	1219	No significant visible defects	140200	
51	2438	Kerb spalled east side south edge.	140154	140200
52	1219	Longitudinal crack mid width. Kerb spalled west side north edge.	140154	
53	2438	Spall at joint - north edge, steel exposed - south side - centre	140127	140154
54	1219	No significant visible defects	140127	
55	2438	No significant visible defects	140118	140127
56	1219	No significant visible defects	140118	
57	2438	No significant visible defects	140111	140118
58	1219	No significant visible defects	140111	
59	2438	No significant visible defects	140105	140111
60	1219	Lig exposed east kerb south edge	140105	
61	2438	No significant visible defects	140058	140105
62	1219	Diagonal longitudinal crack mid-width.	140058	
63	2438	No significant visible defects	140050	140058
64	1219	Lig exposed east side at north edge.	140050	
65	2438	No significant visible defects	140043	140050
66	1219	Two longitudinal cracks mid width. Steel exposed and spalled kerb east side.	140043	
67	2438	No significant visible defects	140035	140043
68	1219	Longitudinal crack mid width. Steel exposed west kerb.	140035	
69	2438	Longitudinal crack mid width	140030	140035
70	1219	Two longitudinal cracks mid-width	140030	
71	2438	No significant visible defects	140023	140030
72	1219	Longitudinal crack mid-width. Steel exposed on west kerb	140023	
73	2438	No significant visible defects	140018	140023
74	1219	Two longitudinal cracks mid-width. Spalling and exposed steel west kerb.	140018	
75	2438	No significant visible defects	140011	140018
76	1219	Longitudinal crack mid-width	140011	
77	2438	No significant visible defects	140005	140011
78	1219	Two longitudinal cracks mid-width	140005	
79	2438	No significant visible defects	140000	140005
80	1219	Three longitudinal cracks mid-width	140000	
81	2438	No significant visible defects	135954	140000
82	1219	Longitudinal crack at mid-width	135954	
83	2438	No significant visible defects	135947	135954
84	2438	Three bars exposed southern joint mid-width. Steel exposed east kerb top.	135947	
85	2438	No significant visible defects	135941	135947
86	1219	Seven bars exposed right mid-width southern edge.	135941	
87	2438	Part kerb missing - west side	135933	135941
88	1219	Complete kerb missing west side (new). Part kerb missing east side.	135933	
89	2438		135926	135933
90	1219	Longitudinal crack mid-width. Ligs exposed east kerb north edge.	135926	
91	2438	Part kerb missing - west side	135920	135926

SHIRE OF DERBY / WEST KIMBERLEY						
LOW LEVEL CROSSING - FITZROY CROSSING						
STRUCTURAL CONDITION REPORT						
DECK PANEL CONDITION AND PHOTO REFERENCES						
PANEL No	LENGTH mm	CONDITION	PHOTO REF 1	PHOTO REF 2		
92	1219	Part kerb missing - west side. Kerb bars exposed east side.	135920			
93	2438	No significant visible defects	135911	135920		
94	1219	Kerb spalled - east side - north and south edge	135911			
95	2438	No significant visible defects	135903	135911		
96	1219	Two longitudinal cracks mid-width	135903			
97	2438	Two lateral grooves at one third / two third span	135838	135903		
98	1219	Kerbs missing both sides	135838			
99	2438	Kerb missing east side. Kerb very abraded west side.	135829	135838		
100	1219	Kerbs missing both sides	135829			
101	2438	Kerb missing west side. Kerb almost totally missing east side.	135818	135829		
102	1219	Kerbs almost totally abraded both sides.	135818			
103	2438	Kerbs missing both sides.	135818			
		SOUTH APPROACH				
GENERAL						
All panels have extensive abrasion and loss of surface concrete to upper surface and kerbing with varying levels of exposed steel.						



Enquiries: Gavin Johnston on 9323 4431
Our Ref: 04/2937
Your Ref:

ABN: 50 660 676 021

**ASSET MANAGER STRUCTURES
KIMBERLEY REGION**

BRIDGE No.: 815
OVER: Fitzroy Crossing-Fitzroy River
AT SLK: 4.20
CN: Yurabi Rc
ROAD No.: 30164
LGA: Derby - West Kimberley

1. Please find enclosed the detailed inspection report for the above structure.
2. Attached is a schedule of work items that are required to be undertaken in order to maintain structural integrity and extend the life of the structure.
3. The work items have been entered into BMS for programming purposes.

Gavin Johnston
BRIDGE CONDITION MANAGER

Enc.



**WORK ITEMS - SUMMARY
CONCRETE & STEEL BRIDGES**

BRIDGE No. 815

(A) GENERAL SUPPORTING ACTIVITIES

BMS Item No.	ITEM DESCRIPTION	WORK REQD	PRIORITY CODE	COMMENTS
GC05	Bridge - Durability Survey (L3)			
GC05	Bridge - Load Rating			
GC1C	Bridge - Monitor Defect			

(B) PREVENTATIVE MAINTENANCE

BMS Item No.	ITEM DESCRIPTION	WORK REQD	PRIORITY CODE	COMMENTS
	Bridge - Maintain Fastener			

(C) ROUTINE MAINTENANCE

BMS Item No.	ITEM DESCRIPTION	WORK REQD	PRIORITY CODE	COMMENTS
	Clearing - Maintain			
	Bridge - Remove Graffiti			
	Bridge - Repair Scour (Minor)			
	Bridge - Clear Debris and Vegetation.	Y	1	Clear flood debris along the LHS and within the spans from the waterway area.
	Deck Surface - Maintain			
	Drainage - Maintain	Y	1	Clear blocked drainage along the deck
	Expansion Joint - Maintain			
	Fence - Remove			
	Guardrail - Maintain / Repair			
	Kerb - Repair (Minor) - Non Structural			
	Lighting - Maintain.			
	Sign - Maintain			

(D) SPECIFIC WORKS

BMS Item No.	ITEM DESCRIPTION	WORK REQD	PRIORITY CODE	COMMENTS
S504	Abutment - Repair (Non-Timber)			
S401	Approach Slab - Install			
S407	Approach Slab - Repair			
S601	Beam - Repair			
S610	Bearing Repair			
S519	Bracing - Replace			
S350	Bridge - Repair Scour (Major)	Y	2	Repair collapsed section of the embankment along the LHS of spans 1-5
S308	Bridge - Widen Embankment			
S516	Capbeam - Repair			
S519	Column - Repair			
S413	Deck - Repair	Y	2	Repair spalling and areas of exposed reinforcement along the deck
S431	Deck Joint - Repair			
S673	Tie Beam - Repair	Y	2	Concrete repairs to supporting legs of upper deck slabs.
S455	Expansion Joint - Repair			
S634	Footing - Repair			
S324	Bridge - Control Corrosion	Y	2	Expose, clean, prepare and paint all bolted connections.
S537	Footpath Railing - Repair			
S467	Guardrail - Install			
S473	Kerb - Repair	Y	2	Repair areas of broken and spalling kerbing
S555	Mechanically Stabilised Earth Wall - Repair			
S55E	Pier - Repair			
S564	Pile - Repair			
S567	Pile Cap - Repair			
S385	Services - Repair			
S670	Sill Beam - Repair			
S479	Slab - Repair			
S585	Wing Wall - Extend			
S58E	Wing Wall - Repair			

PRIORITY CODE

- 1 - High Priority
- 2 - Medium Priority
- 3 - Low Priority (monitor)

INDICATIVE TIMEFRAME

- Within 3 years
- Within 4-6 years
- Assess again at next Detailed (Level 2) Inspection: (7 years for non-timber bridges)

*Note: Add additional standard work items to the above lists as required.
Refer to Detailed Visual Bridge Inspection Guidelines for Concrete & Steel Bridges for full listing.*

DETAILED CONCRETE AND STEEL BRIDGE INSPECTION SUMMARY

Bridge No.:	815	Region:	Kimberley Region
Crossing Name:	Fitzroy Crossing-Fitzroy River	SLK:	4.20
Road:	Yurabi Rd	Road No.:	30164
LGA:	Derby - West Kimberley		

1.0 GENERAL

This is a fifty-two span solid flat slab, constructed in 1935. The bridge carries Yurabi Road over Fitzroy Crossing-Fitzroy River in the Shire of Derby (West Kimberley). In 1957 a new deck was added to the top of the existing structure.

2.0 SUBSTRUCTURE

2.1 Abutments

The abutments were not visible but are constructed as the piers, two reinforced concrete driven piles and capbeam. Both approaches were buried in sand and were not inspected.

2.2 Piers


Each pier consists of two driven reinforced concrete piles and capbeam. The piles were not visible and the capbeam was only visible to half of the piers with the remaining piers below water level.

3.0 SUPERSTRUCTURE


The superstructure consists of two decks, the original lower reinforced deck slab bearing on the capbeam and piles and an upper deck increasing the height and width of the original crossing. The upper sections comprise of a 190mm thick main precast unit which are bolted through to the lower deck slab 600mm either side of the piers. The gaps between the main deck units are filled with 125mm thick link slabs which are bolted through to the adjacent main slab units. It was difficult to inspect both slabs, but from the visible areas, they appeared to be in satisfactory condition. The legs (ie-beams) of the upper units were cracked and spalled to varying degrees and the exposed bolted connections were corroded.

4.0 RECOMMENDATIONS

1. Clear flood debris along the LHS and within the spans from the waterway area.
2. Concrete repairs to supporting legs of upper deck slabs.
3. Expose, clean, prepare and paint all bolted connections.
4. Clear blocked drainage along the deck.
5. Repair collapsed section of the embankment along the LHS of spans 1-5.
6. Repair spalling and areas of exposed reinforcement along the deck.
7. Repair areas of broken and spalling kerbing.



D Watts
Bridge Condition Officer

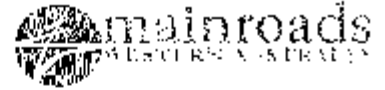


J Hesketh
Structures Inspector

20 June 2016

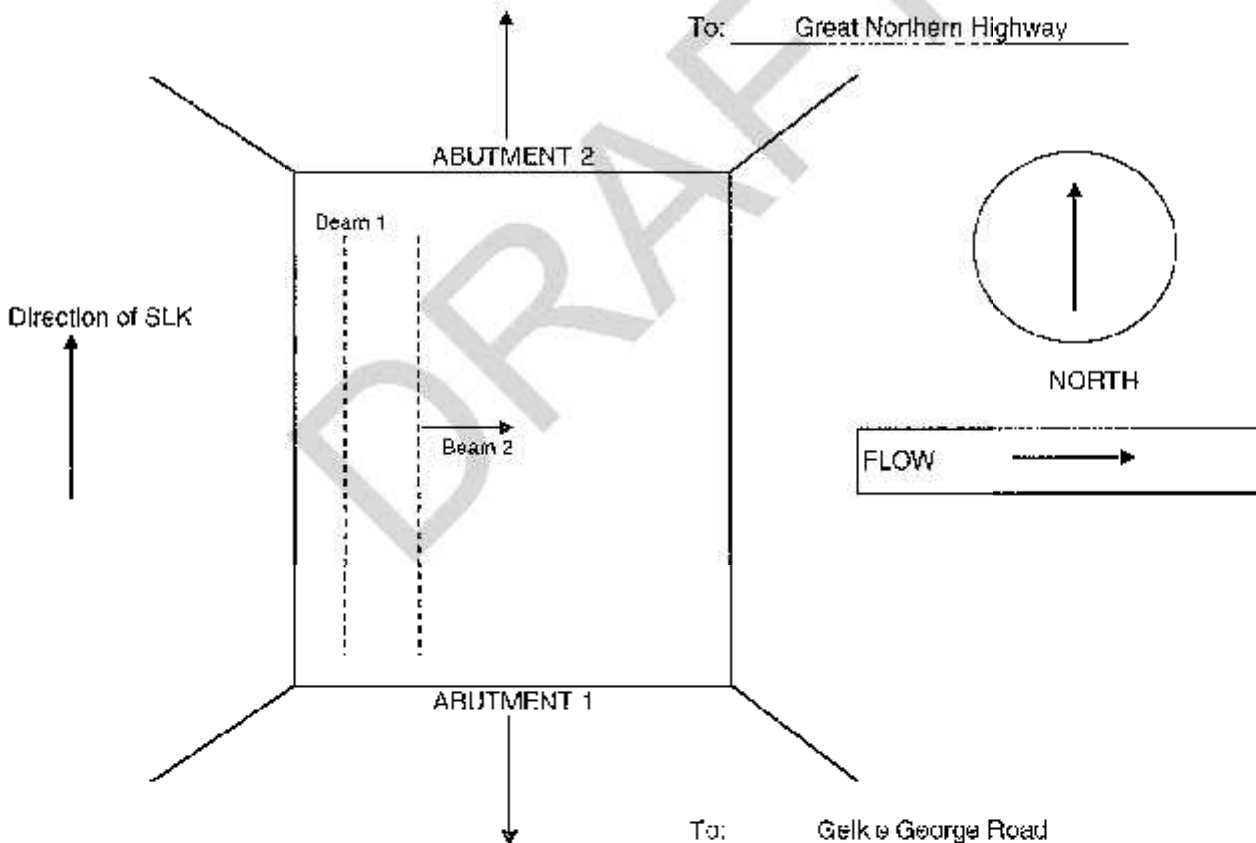


DETAILED VISUAL (LEVEL 2) BRIDGE INSPECTION REPORT



Bridge Number:	<u>815</u>	Date:	<u>20-June-2016</u>
Structure Type:	<u>Reinforced Concrete</u>	GPS Location	Lat.: <u>-18.17987</u>
Superstructure:	<u>Solid Flat Slab</u>	Long.:	<u>125.59749</u>
Responsibility Area:	<u>Kimberley Region</u>	Road Number:	<u>30164</u>
Road Name:	<u>Yurabi Rd</u>	Owner:	<u>Local Authority</u>
Local Govt.:	<u>Derby - West Kimberley</u>	SLK:	<u>4.20</u>
Crossing Name:	<u>Fitzroy Crossing-Fitzroy River</u>	Skew:	<u>0 degrees</u>
Total Width (m):	<u>3.92</u>	Max. H/Room (m):	<u>0.30</u>
		Min. H/Room (m):	<u>0.00</u>
No. Spans:	<u>52</u>	Width Between Kerbs (m):	<u>3.66</u>
		Length (m):	<u>190.32</u>

Abutments are numbered in the direction of increasing SLK.
 Piers are numbered along the bridge in ascending order from Abutment 1 to Abutment 2.
 Piles and Columns are numbered across the bridge in ascending order from left to right when facing the direction of increasing SLK.
 Beams are numbered across the bridge in ascending order from left to right when facing the direction of increasing SLK.



Mark in widening and footpath locations.

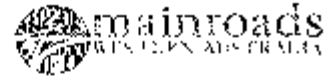
This bridge has been inspected in accordance with the requirements of the Main Roads Western Australia Bridge Guidelines for Level 2 inspections of concrete and steel bridges.

Inspected by: D Watts & J Hesketh
 Date: 20-June-2016

Checked by: _____
 Date: _____



SITE CONDITIONS



Bridge No.: 815

DRIVE THROUGH	Visible Line of Sight from Abut. 1:	50m to the top of the hill	
	Visible Line of Sight from Abut. 2:	50m to the top of the hill	
TRAFFIC CONTROL <small>(Describe if different to the generic TMP)</small>	Abut. 1 end:	1m	
	Abut. 2 end:	1m	
PARKING POSITION	> 3 m	<input checked="" type="checkbox"/>	Position: A1 RHS
	1.2 to 3 m	<input type="checkbox"/>	Position:
	0 to 1.2 m	<input type="checkbox"/>	Position:
ACCESS TO ABUTMENTS <small>(Describe access conditions at each wing)</small>	Abutment 1:	LHS: Not visible	
	RHS:	Not visible	
	Abutment 2:	LHS: Not visible	
	RHS:	Not visible	
	Vegetation:		
ACCESS TO PIERS <small>(Describe access conditions along each side of the structure)</small>	LHS:	From the riverbed	
	RHS:	From the riverbed	
	Vegetation:		
PIER HEADROOM	Minimum (m):	0	
	Maximum (m):	0.8	
POTENTIAL HAZARDS	Railing/Posts:		
	Bolts:		
	Services:		
	Other:		
FENCES	Timber:	<input type="checkbox"/>	Location:
	Wire/Mesh:	<input type="checkbox"/>	Location:
	Electrified:	<input type="checkbox"/>	Location:
	Barbed Wire:	<input type="checkbox"/>	Location:
	Other (Specify):	<input type="checkbox"/>	Location:
WATER	Depth (m):	0-0.5	
	Flow Rate:	Moderate	
	Algae:	Yes	
	<small>(Access may be restricted by toxic algae)</small>		
	Tide:	No	
Location:	Spans 4-4B		
POWERLINES	Side of bridge:	N/A	
	Horizontal distance from edge of deck (m):	N/A	
	Estimated vertical height above deck (m):	N/A	

Signature

20-June-2016

Date



Bridge No.: 815

Barrier Type

- None
- RHS Rails No. of Rails (on bridge): _____
- Thriebeam
- W Beam
- Tri-Block Concrete Barrier
- Reinforced Concrete Barrier (Type F)
- Constant Slope Concrete Barrier
- Other Concrete Profiles _____

Approach 1			On Bridge			Approach 2		
LHS	Median	RHS	LHS	Median	RHS	LHS	Median	RHS
X		X	X		X	X		X

Post Type

- None
- Concrete
- Timber
- Steel Type: _____

X		X	X		X	X		X

Types: C Section (C), I Section (I), RHS (R), Square Hollow Section SHS (S), Tubular (T), Steel PFC (PFC), Steel Channel (Ch)

Off bridge:

Number of Posts off Bridge _____
 Length of Barrier off Bridge (m) _____

-		-				-		-
-		-				-		-

Visibility Barrier

- Timber No. of Rails (on bridge): _____
- Steel Pipe(s) No. of Pipes (on bridge): _____
- Guide Posts
- Balustrade

Approach 1			On Bridge			Approach 2		
LHS	Median	RHS	LHS	Median	RHS	LHS	Median	RHS

Top Rails

- Steel Pipe
- Steel RHS/Channel
- Steel C Section
- Timber

End Terminals

Approved End Terminal Types:

- WAMELT
- SKT 350
- ET-2000
- X Tension
- TAU II Crash Cushion
- Other: _____

Approach 1			On Bridge			Approach 2		
LHS	Median	RHS	LHS	Median	RHS	LHS	Median	RHS

Other End Terminal Types:

- None
- Turn-down
- Bullnose
- Fishtail
- Other: _____

X		X				X		X

Structural problem found? (Y/N)

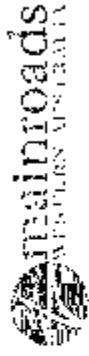
N

If Yes, comment below.

.....



DETAILED VISUAL (LEVEL 2)
BRIDGE INSPECTION REPORT



Bridge Number: 815

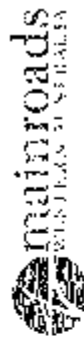
Group: BRIDGE

Group Number: N/A

General Items	Comments	Sketch Number	Photograph Number	Work Required	Work Item Number	Work Description	Priority
Vegetation	Small bushes, shrubs. Collapsed section of the embankment at the LHS (see scour for maintenance item)			N			
Drainage	Some of the drainage holes through the deck are blocked		13	Y	R208	Drainage - Maintain	1
Waterway Area	Flood debris caught along the LHS and within some of the spans		15-33	Y	R205	Bridge - Clear Debris and Vegetation	1
Scour	Collapsed section of the embankment at the LHS (Spans 1-5)		17	Y	S350	Bridge - Repair Scour (Major)	2
Signs and Lights	None						
Fences	None						
Services on Bridge (types, size, location)	None						
Substructure Protection	N/A						



DETAILED VISUAL (LEVEL 2)
BRIDGE INSPECTION REPORT



Bridge Number: B15

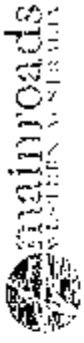
Group: DECK

Group Number: N/A

Component Type	Component Number	Component Material	Modification Status	Unit	Percentage of Inspected Components in Each Condition State				Not Inspected (%)	Comments	Sketch Number	Photograph Number	Work Required	Work Item Number	Work Description	Priority
					1	2	3	4								
Kerb	LHS	Concrete	Original	Linear m					Broken sections of kerb along spans 8, 9, 12 and 47-52. Spalling, exposing the reinforcement along spans 8, 12-15, 17, 18, 31, 41 and 44.		3, 5, 7	Y	S473	Kerb - Repair	2	
Kerb	RHS	Concrete	Original	Linear m					Broken sections of kerb along spans 20, 42 44 and 47-52. Spalling, exposing the reinforcement along spans 13-17, 24.		4, 8, 9	Y	S473	Kerb - Repair	2	
Road Surface on Bridge	1	Concrete	Original	m ²					Spalling, exposing the reinforcement within span 25. Areas of poor cover, exposing the reinforcement bottom along the deck. Minor cracking to the deck surface within spans 24 and 25.		5, 10, 11, 12	Y	S413	Deck - Repair	2	



DETAILED VISUAL (LEVEL 2)
BRIDGE INSPECTION REPORT



Bridge Number: 615

Group: ABUTMENT

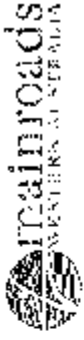
Group Number: 1

Component Type	Component Number	Component Material	Modification Status		Unit	Percentage of Inspected Component in Each Condition State				Not Inspected (%)	Comments	Sketch Number	Photograph Number	Work Required	Work Item Number	Work Description	Priority
			Original	Current		1	2	3	4								
File	1-2	Concrete	Original	Original	Linear m					100	The piles were buried and not inspected			N			
Capbeam	1	Concrete	Original	Original	m ²					100	The capbeam was buried and not inspected			N			

[Bearing Units shall only be assigned Condition States when structural. In this instance, 'structural' means that the bearing is a rocker, elastomeric or pot bearing. Mortar pad, thin rubber or bituminous paper bearings shall be inspected with comments but the Condition State columns shall be greyed out in the inspection report template.]



DETAILED VISUAL (LEVEL 2)
BRIDGE INSPECTION REPORT



Bridge Number: 615

Group: ABUTMENT

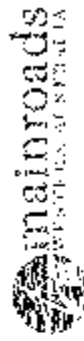
Group Number: 2

Component Type	Component Number	Component Material	Modification Status	Unit	Percentage of Inspected Component in Each Condition State				Not Inspected (%)	Comments	Sketch Number	Photograph Number	Work Required	Work Item Number	Work Description	Priority
					1	2	3	4								
Pile	1-2	Concrete	Original	Linear m					100	The piles were buried and not inspected			N			
Capbeam	1	Concrete	Original	m ²					100	The capbeam was buried and not inspected			N			

(Bearing Units shall only be assigned Condition States when structural. In this instance, 'structural' means that the bearing is a rocker, elastomeric or pot bearing. Mortar pad, thin rubber or bituminous paper bearings shall be inspected with comments but the Condition State columns shall be grayed out in the inspection report template.)



DETAILED VISUAL (LEVEL 2)
BRIDGE INSPECTION REPORT



Bridge Number: 815

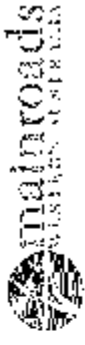
Group: PIER

Group Number: 1-51

Component Type	Component Number	Component Material	Modification Status	Unit	Percentage of Inspected Component in Each Condition State				Not Inspected (%)	Comments	Sketch Number	Photograph Number	Work Required	Work Item Number	Work Description	Priority
					1	2	3	4								
Pile	1-2	Concrete	Original	Linear m					100	Not visible. The original piles are not visible due to the water level. The centre section of the original deck is approximately 500mm lower than either ends.		N				
Capbeam	1	Concrete	Original	m ²	100				50	Part of the exposed capbeam are hidden by flood debris whilst others at the centre section are submerged.	20-22, 43, 44	N				
<p>(Bearing Units shall only be assigned Condition States when structural. In this instance, 'structural' means that the bearing is a rocker, elastomeric or pot bearing. Mortar pad, thin rubber or bituminous paper bearings shall be inspected with comments but the Condition State columns shall be played out in the inspection report template.)</p>																



DETAILED VISUAL (LEVEL 2)
BRIDGE INSPECTION REPORT



Bridge Number: 815 Group Number: 1-52

Group: SPAN

Span Length (m): 3.66 (Clear Span)

(CL to CL)

Span Length (m): 3.20

Component Type	Component Number	Component Material	Modification Status	Unit	Percentage of Inspected Component in Each Condition State				NOT Inspected (%)	Comments Full description including details of: - Location of defect/condition item - Description of defects including type, magnitude and extent	Sketch Number	Photograph Number	Work Required	Work Item Number	Work Description	Priority
					1	2	3	4								
Slab	1	Concrete	Original	m ²	100				95	Original 2.44m wide x 3.66m long concrete slabs set on original concrete (capbeam) piers. Some of the concrete kerb has been mechanically removed to facilitate installation of the upper deck slab units.	15, 16, 20, 21, 24, 38	N				
Slab	2	Concrete	Original	m ²	100				50	Top deck added in 1950 consisting of a 3.66m wide x 2.44m long unit with integral tie-beam at both ends bolted to the original deck slab 800mm in from either pier with a 1.2m link slab spanning between adjacent ends of the main slab units.	20, 22, 24, 26, 28, 32, 38	N				
Tie Beam	1-2	Concrete	Original	Linear m	20	20	40	20	80	Tie-beam at the ends of the upper deck slab units, extending down to the original deck with two legs per side. These legs have hairline to 1.0mm cracking and areas of spalling.	27, 30, 33, 36, 39, 42, 45, 50	Y	S673	Tie Beam - Repair	3	
Tie Rod/Bolt	1-8	Steel	Original	Each						The tie-beam legs are bolted through the original deck and the link slab units are also bolted through the adjacent upper deck slab units. The majority of these are not visible, but those that were seen are corroded.	46, 50	Y	S324	Bridge - Control Corrosion	3	



DETAILED VISUAL (LEVEL 2)
BRIDGE INSPECTION REPORT



Bridge Number: 815

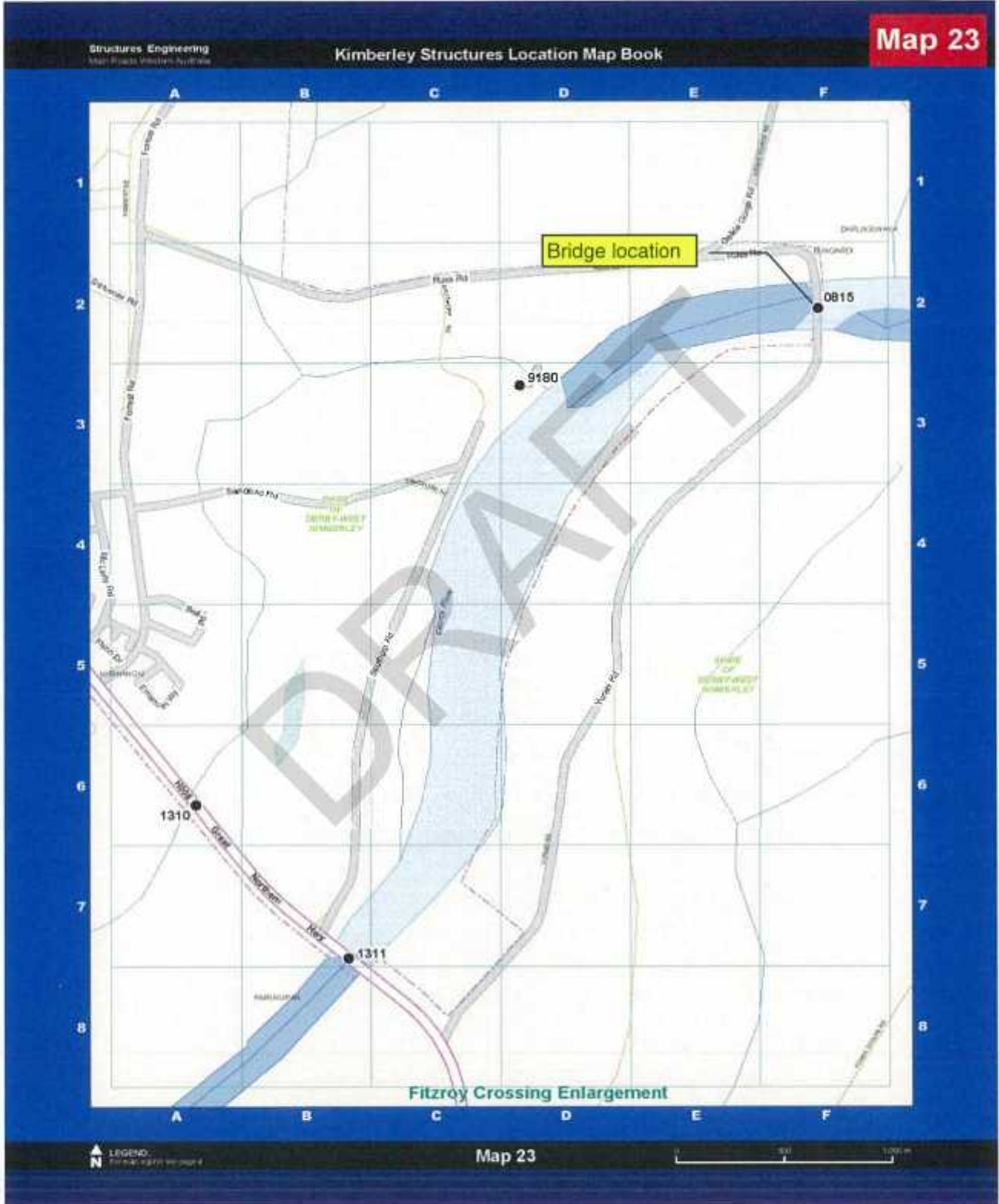
Crossing: Fitzroy Crossing-Fitzroy River

LGA: Derby - West Kimberley

Road Name: Yurabi Rd

Inspector: D Watts & J Hesketh

SLK: 4.20



Structure No: 0815 - PHOTO SHEET



Road Name: Yurabi Rd

LGA: Derby - West Kimberley

Inspection Date: 20-Jun-2016

Crossing: Fitzroy Crossing-Fitzroy River

SLK: 4.20

Inspector: Various



Photo No. 1: A1 end view (Taken: 20-Jun-2016)



Photo No. 2: Deck (Taken: 20-Jun-2016)

Structure No: 0815 - PHOTO SHEET



Road Name: Yurabi Rd
Crossing: Fitzroy Crossing-Fitzroy River

LGA: Derby - West Kimberley
SLK: 4.20

Inspection Date: 20-Jun-2016

Inspector: Various



Photo No. 3: LHS (Taken: 20-Jun-2016)



Photo No. 4: RHS (Taken: 20-Jun-2016)

Structure No: 0815 - PHOTO SHEET



Road Name: Yurabi Rd
Crossing: Fitzroy Crossing-Fitzroy River

LGA: Derby - West Kimberley
SLK: 4.20

Inspection Date: 20-Jun-2016

Inspector: Various



Photo No. 5: A2 end view (Taken: 20-Jun-2016)



Photo No. 6: Typical spalling and exposed reinforcement - LHS kerb (Taken: 20-Jun-2016)

Structure No: 0815 - PHOTO SHEET



Road Name: Yurabi Rd
Crossing: Fitzroy Crossing-Fitzroy River

LGA: Derby - West Kimberley
SLK: 4.20

Inspection Date: 20-Jun-2016

Inspector: Various



Photo No. 7: Typical broken kerb - LHS (Taken: 20-Jun-2016)



Photo No. 8: Typical spalling and exposed reinforcement - RHS kerb (Taken: 20-Jun-2016)

Structure No: 0815 - PHOTO SHEET



Road Name: Yurabi Rd
Crossing: Fitzroy Crossing-Fitzroy River

LGA: Derby - West Kimberley
SLK: 4.20

Inspection Date: 20-Jun-2016

Inspector: Various



Photo No. 9: Typical broken kerb - RHS (Taken: 20-Jun-2016)



Photo No. 10: Typical area of poor cover to the reinforcement along the deck (Taken: 20-Jun-2016)

Structure No: 0815 - PHOTO SHEET



Road Name: Yurabi Rd
Crossing: Fitzroy Crossing-Fitzroy River

LGA: Derby - West Kimberley
SLK: 4.20

Inspection Date: 20-Jun-2016

Inspector: Various



Photo No. 11: Spalling and exposed reinforcement to the deck - Span 25 (Taken: 20-Jun-2016)



Photo No. 12: Minor cracking to the deck surface - Spans 24 and 25 (Taken: 20-Jun-2016)

Structure No: 0815 - PHOTO SHEET



Road Name: Yurabi Rd
Crossing: Fitzroy Crossing-Fitzroy River

LGA: Derby - West Kimberley
SLK: 4.20

Inspection Date: 20-Jun-2016

Inspector: Various



Photo No. 13: Typical blocked drainage hole (Taken: 20-Jun-2016)



Photo No. 14: Build up of sand covering the first four spans (Taken: 20-Jun-2016)

Structure No: 0815 - PHOTO SHEET



Road Name: Yurabi Rd
Crossing: Fitzroy Crossing-Fitzroy River

LGA: Derby - West Kimberley
SLK: 4.20

Inspection Date: 20-Jun-2016
Inspector: Various



Photo No. 15: LHS pier 5. (Taken: 20-Jun-2016)



Photo No. 16: LHS span 5. (Taken: 20-Jun-2016)

Structure No: 0815 - PHOTO SHEET



Road Name: Yurabi Rd
Crossing: Fitzroy Crossing-Fitzroy River

LGA: Derby - West Kimberley
SLK: 4.20

Inspection Date: 20-Jun-2016
Inspector: Various



Photo No. 17: LHS span 5, wash-out to embankment, (Taken: 20-Jun-2016)



Photo No. 18: LHS pier 8, flood debris, (Taken: 20-Jun-2016)

Structure No: 0815 - PHOTO SHEET



Road Name: Yurabi Rd
Crossing: Fitzroy Crossing-Fitzroy River

LGA: Derby - West Kimberley
SLK: 4.20

Inspection Date: 20-Jun-2016

Inspector: Various



Photo No. 19: LHS span 9, top deck A2 end. (Taken: 20-Jun-2016)



Photo No. 20: LHS span 10, cracking/ spalling to kerb edge. (Taken: 20-Jun-2016)

Structure No: 0815 - PHOTO SHEET



Road Name: Yurabi Rd
Crossing: Fitzroy Crossing-Fitzroy River

LGA: Derby - West Kimberley
SLK: 4.20

Inspection Date: 20-Jun-2016

Inspector: Various



Photo No. 21: LHS span 10, cracking/ spalling tc kerb edge. (Taken: 20-Jun-2016)



Photo No. 22: LHS pier 9 link top slab. (Taken: 20-Jun-2016)

Structure No: 0815 - PHOTO SHEET



Road Name: Yurabi Rd
Crossing: Fitzroy Crossing-Fitzroy River

LGA: Derby - West Kimberley
SLK: 4.20

Inspection Date: 20-Jun-2016

Inspector: Various



Photo No. 23: LHS span 20. (Taken: 20-Jun-2016)



Photo No. 24: LHS pier 20. (Taken: 20-Jun-2016)

Structure No: 0815 - PHOTO SHEET



Road Name: Yurabi Rd
Crossing: Fitzroy Crossing-Fitzroy River

LGA: Derby - West Kimberley
SLK: 4.20

Inspection Date: 20-Jun-2016

Inspector: Various



Photo No. 25: LHS at pier 21, legs to top deck. (Taken: 20-Jun-2016)



Photo No. 26: LHS span 22, top deck soffit. (Taken: 20-Jun-2016)

Structure No: 0815 - PHOTO SHEET



Road Name: Yurabi Rd
Crossing: Fitzroy Crossing-Fitzroy River

LGA: Derby - West Kimberley
SLK: 4.20

Inspection Date: 20-Jun-2016

Inspector: Various



Photo No. 27: LHS at pier 22, top deck legs. (Taken: 20-Jun-2016)



Photo No. 28: LHS at pier 23, flood debris. (Taken: 20-Jun-2016)

Structure No: 0815 - PHOTO SHEET



Road Name: Yurabi Rd
Crossing: Fitzroy Crossing-Fitzroy River

LGA: Derby - West Kimberley
SLK: 4.20

Inspection Date: 20-Jun-2016

Inspector: Various



Photo No. 29: LHS at pier 24, legs to top deck. Original deck under water. (Taken: 20-Jun-2016)



Photo No. 30: LHS at pier 30 (A1 side), legs and top deck to span 30. (Taken: 20-Jun-2016)

Structure No: 0815 - PHOTO SHEET



Road Name: Yurabi Rd
Crossing: Fitzroy Crossing-Fitzroy River

LGA: Derby - West Kimberley
SLK: 4.20

Inspection Date: 20-Jun-2016
Inspector: Various



Photo No. 31: LHS at pier 30 (A2 side), legs to span 31. (Taken: 20-Jun-2016)



Photo No. 32: LHS span 34, top deck slab soffit. (Taken: 20-Jun-2016)

Structure No: 0815 - PHOTO SHEET



Road Name: Yurabi Rd
Crossing: Fitzroy Crossing-Fitzroy River

LGA: Derby - West Kimberley
SLK: 4.20

Inspection Date: 20-Jun-2016
Inspector: Various



Photo No. 33: LHS at pier 39, legs for main deck. (Taken: 20-Jun-2016)



Photo No. 34: LHS span 42. (Taken: 20-Jun-2016)

Structure No: 0815 - PHOTO SHEET



Road Name: Yurabi Rd

LGA: Derby - West Kimberley

Inspection Date: 20-Jun-2016

Crossing: Fitzroy Crossing-Fitzroy River

SLK: 4.20

Inspector: Various



Photo No. 35: LHS span 44. (Taken: 20-Jun-2016)



Photo No. 36: LHS legs to top deck at pier 44. (Taken: 20-Jun-2016)

Structure No: 0815 - PHOTO SHEET



Road Name: Yurabi Rd
Crossing: Fitzroy Crossing-Fitzroy River

LGA: Derby - West Kimberley
SLK: 4.20

Inspection Date: 20-Jun-2016

Inspector: Various



Photo No. 37: RHS at span 48. (Taken: 20-Jun-2016)



Photo No. 38: RHS at pier 47. (Taken: 20-Jun-2016)

Structure No: 0815 - PHOTO SHEET



Road Name: Yurabi Rd
Crossing: Fitzroy Crossing-Fitzroy River

LGA: Derby - West Kimberley
SLK: 4.20

Inspection Date: 20-Jun-2016

Inspector: Various



Photo No. 39: RHS at pier 39. (Taken: 20-Jun-2016)



Photo No. 40: RHS at pier 36. (Taken: 20-Jun-2016)

Structure No: 0815 - PHOTO SHEET



Road Name: Yurabi Rd
Crossing: Fitzroy Crossing-Fitzroy River

LGA: Derby - West Kimberley
SLK: 4.20

Inspection Date: 20-Jun-2016

Inspector: Various



Photo No. 41: RHS at pier 30. (Taken: 20-Jun-2016)



Photo No. 42: RHS at span 24 to span 28. (Taken: 20-Jun-2016)

Structure No: 0815 - PHOTO SHEET



Road Name: Yurabi Rd
Crossing: Fitzroy Crossing-Fitzroy River

LGA: Derby - West Kimberley
SLK: 4.20

Inspection Date: 20-Jun-2016
Inspector: Various




Photo No. 43: RHS span 10 to 18. (Taken: 20-Jun-2016)



Photo No. 44: RHS at pier 9. (Taken: 20-Jun-2016)

Structure No: 0815 - PHOTO SHEET



Road Name: Yurabi Rd

LGA: Derby - West Kimberley

Inspection Date: 20-Jun-2016

Crossing: Fitzroy Crossing-Fitzroy River

SLK: 4.20

Inspector: Various



Photo No. 45: RHS at pier 9. (Taken: 20-Jun-2016)



Photo No. 46: RHS at pier 8, A2 legs spalled. (Taken: 20-Jun-2016)

Structure No: 0815 - PHOTO SHEET



Road Name: Yurabi Rd

LGA: Derby - West Kimberley

Inspection Date: 20-Jun-2016

Crossing: Fitzroy Crossing-Fitzroy River

SLK: 4.20

Inspector: Various



Photo No. 47: RHS at pier 8, A1 legs spalled. (Taken: 20-Jun-2016)



Photo No. 48: RHS at pier 8, A1 legs spalled. (Taken: 20-Jun-2016)

Structure No: 0815 - PHOTO SHEET



Road Name: Yurabi Rd
Crossing: Fitzroy Crossing-Fitzroy River

LGA: Derby - West Kimberley
SLK: 4.20

Inspection Date: 20-Jun-2016
Inspector: Various



Photo No. 49: RHS, A2 legs spalled, typical. (Taken: 20-Jun-2016)



Photo No. 50: RHS, A2 legs spalled, typical. (Taken: 20-Jun-2016)

Structure No: 0815 - PHOTO SHEET



Road Name: Yurabi Rd

LGA: Derby - West Kimberley

Inspection Date: 20-Jun-2016

Crossing: Fitzroy Crossing-Fitzroy River

SLK: 4.20

Inspector: Various



Photo No. 51: LHS elevation from abutment 2 end. (Taken: 20-Jun-2016)



Photo No. 52: RHS elevation from abutment 2 end. (Taken: 20-Jun-2016)



Shire of Derby/West Kimberley

ITEM 12.4.1

NUMBLA NUNGA HERITAGE ASSESSMENT

542549
X-142428



STATE
HERITAGE
OFFICE

28 JUN 2016

14 JUN 2016

Working on behalf of the Heritage Council to recognise, conserve, adapt and celebrate our State's unique cultural heritage

To whom it may concern,
I refer to the attached letter, sent 27 May 2016. It has come to our attention that it may not have included all the referenced documents.
I apologise and enclose a complete package for your information and comment. Kind regards, Karina Williams

www.stateheritage.wa.gov.au

info@stateheritage.wa.gov.au

Bairds Building 491 Wellington Street Perth PO Box 7479 Cloisters Square PO WA 6850 P: (08) 6552 4000 F: (08) 6552 4001 FREECALL (regional): 1800 524 000



Working on behalf of the Heritage Council to recognise, conserve, adapt and celebrate our State's unique cultural heritage

27 May 2016

YOUR REF |
OUR REF | P9743
ENQUIRIES | Karina Williams / 6552 4000

Mr Stephen Gash
Chief Executive Officer
Shire of Derby/West Kimberley
PO Box 94
DERBY WA 6728



Noel

Please liaise
with Brad

Dear Mr Gash

P9743 Numbala Nunga, Derby; 37 Sutherland Street, Derby
Reserve 28992 comprising Lot 500 on Deposited Plan 76129 being the whole of the land in Crown Land Title Volume 3165 Folio 957 and Lot 501 on Deposited Plan 76129 being the whole of the land in Crown Land Title Volume 3165 Folio 958

The Heritage Council's Register Committee recently resolved that the above place is of cultural heritage significance in terms of the *Heritage of Western Australia Act 1990*, and that stakeholders should be consulted on the proposed registration.

We are therefore seeking your written comments on the proposed entry of *Numbala Nunga, Derby* in the State Register of Heritage Places. The register entry will be based on the three enclosed documents, so please read these carefully:

- Draft assessment documentation
- HCWA Curtilage Map – showing the area of land that is proposed to be registered
- HCWA Zones of significance – showing level of significance of the various areas

As outlined in the draft assessment, although the Register Committee resolved that the place is of State significance it should be noted that the existing buildings are of little significance. Instead its importance lies in its intangible heritage values, particularly its history and use for over 120 years as the site of the provision of medical and other services to Aboriginal people.

Please make your submission using the attached form. If you would like to provide additional comments or information, these can be submitted in a separate attachment. Please send your submission to us by post or fax, or email info@stateheritage.wa.gov.au by **Monday 11 July 2016**.

stateheritage.wa.gov.au
info@stateheritage.wa.gov.au

The *Heritage of Western Australia Act 1990* (Sections 23 [4] and [5]) requires that the relevant local government be invited to nominate a person to attend the meeting at which the proposed registration of a place will be considered. It is entirely your decision whether you nominate someone to attend.

If you choose to nominate an attendee, they become a voting member of the Register Committee when *Numbala Nunga, Derby* is considered. At the meeting your nominee will be asked to present the views of the local government on the proposed registration. Further material including the recommendation to be considered by the Register Committee will be provided to your nominated attendee once a meeting has been scheduled.

The decision of the Register Committee is confidential until your Council has been officially notified. Should you have any queries relating to these confidentiality provisions, please do not hesitate to contact me on 6552 4000.


Please indicate whether you would like to attend this meeting on the attached form, and you will be notified of the meeting date once scheduled if you have opted to attend.

Please note that the owner listed on page one of the assessment documentation have also been asked to comment on the proposed registration.

If you would like more time to consider the documentation, or to discuss registration, please contact Senior Heritage Officer Karina Williams on 6552 4000 or the above email. We would also be happy to meet with you to discuss the proposed entry of *Numbala Nunga, Derby* in the State Register.

We look forward to hearing from you.

Yours sincerely



Penny O'Connor
Director Assessment and Registration
Enc



STATE
HERITAGE
OFFICE

Bairds Building 491 Wellington Street Perth
Tel (08) 6552 4000
Fax (08) 6552 4001
info@stateheritage.wa.gov.au

TO:

FROM:

RE:

DATE:

I/We refer to your letter of 27 May 2016, advising that the following place is to be considered for entry into the Register of Heritage Places:

P9743 Numbala Nunga, Derby

As the relevant municipal Council for the above place, I/We _____
(✓ applicable box)

- support the proposed registration**
- have no comment to make on the proposal**
- do not support the proposed registration**

Please provide comments here or attach a separate submission

I agree for other stakeholders to be advised of our position on registration

The Council **does/does not*** wish to attend the Heritage Council meeting during which the interim registration of the above place will be considered. (*delete whichever does not apply)

Signed: _____

Name: _____

Position: _____

**DOCUMENTATION OF PLACES
FOR ENTRY IN THE
REGISTER OF HERITAGE PLACES**

1. **DATA BASE No.** 9743
2. **NAME** *Numbala Nunga, Derby* (1968-2008)
FORMER NAME (or OTHER NAMES) Geriatric Hospital for Natives/ Derby
 Native Geriatric Hospital; Derby Nursing Home
Site: Residency Reserve (1883-1925)
 Derby Government Residency (original) (1884-1925)
 Derby Hospital (including Lock Hospital and Leprosy facilities) (1890s-
 1925)
 Derby Native Hospital (1925-1968)
3. **LOCATION** 37 Sutherland Street, Derby
4. **DESCRIPTION OF PLACE INCLUDED IN THIS ENTRY**
 Reserve 28992 comprising Lot 500 on Deposited Plan 76129 being the whole of
 the land in Crown Land Title Volume 3165 Folio 957 and Lot 501 on Deposited
 Plan 76129 being the whole of the land in Crown Land Title Volume 3165 Folio
 958
5. **LOCAL GOVERNMENT AREA** Shire Derby-West Kimberley
6. **OWNER**
 State of Western Australia (Responsible Agency: Department of Health;
 Management Order Holder: Minister for Health)
7. **HERITAGE LISTINGS**
 - Register of Heritage Places: -----
 - National Trust Classification: -----
 - Town Planning Scheme: -----
 - Municipal Inventory: Category 5 01/12/1995
 - Register of the National Estate: -----
8. **ORDERS UNDER SECTION 38 OR 59 OF THE ACT**

9. **HERITAGE AGREEMENT**

10. **STATEMENT OF SIGNIFICANCE**
Numbala Nunga, Derby, the site of the former Derby Government Residency
(1884), Derby Hospital (including Leprosy and Lock Hospital facilities) (1890s-

1925), and Derby Native Hospital (1925-1968), and populated with mature plantings and boab trees, has cultural heritage significance for the following reasons:

the place represents over 120 years of the measures undertaken by the Western Australian government to provide health care to the Aboriginal population of the State's North West, and therefore government policies and social attitudes towards health and wellbeing of Aboriginal people throughout the twentieth century;

the place is indicative of the impact that colonial settlement had on the Aboriginal population of Western Australia, and the consequential need to provide health care to treat diseases that they would have otherwise not encountered;

the place was the site of a lock hospital, one of only four in the Western Australia, and is representative of the Government policy from the late 1900s of the relocation, isolation and treatment of Aboriginal people suffering from venereal diseases;

the place is rare as the site of a leprosy hospital in the 1920s and the 1930s and is representative of the Government policy of the relocation, detention, isolation and treatment of leprosy patients;

the place was the first and only Nursing Home in the Kimberley Region from 1968 until the late 1980s, serving residents that were predominantly of Aboriginal descent and as such the facility worked to retain Aboriginal cultural links where possible;

as the site of the Government Residency (1884), the place is representative of the settlement of the Kimberley by colonists from the mid-1880s, and the important first step in establishing a government in the region;

as the site of a Native Hospital from 1925 until 1966, the place is representative of the then official government policy of treating Aboriginal and non-Aboriginal patients in separate medical facilities;

as a Nursing Home, the place was established with funding from the Commonwealth's Aboriginal Advancement Trust Account, which aimed to help improve Aboriginal health services across Australia following the 1967 referendum when the Commonwealth first became directly engaged in Aboriginal affairs;

as a Nursing Home, the establishment of the place for elderly Aboriginal patients requiring geriatric care in the North West was a direct result of the implementation of the Pastoral Industry Awards of 1968.

While the place is considered to be significant, the buildings are not. The continuous and evolutionary use of the place as a site for the provision of health care, and its intangible values as such, are the significant element.

11. ASSESSMENT OF CULTURAL HERITAGE SIGNIFICANCE

The criteria adopted by the Heritage Council in November 1996 have been used to determine the cultural heritage significance of the place.

PRINCIPAL AUSTRALIAN HISTORIC THEME(S)

- 2.4.5 Displacing Indigenous people
- 4.1.1 Selecting township sites
- 3.26 Providing health services
- 3.26.1 Providing medical and dental services
- 3.26.2 Providing hospital services
- 3.26.4 Providing care for people with disabilities
- 5.1 Working in harsh conditions
- 7.6.1 Developing local government authorities
- 7.6.3 Policing Australia
- 7.6.4 Dispensing justice
- 7.6.5 Incarcerating people
- 9.1.1 Providing maternity clinics and hospitals

HERITAGE COUNCIL OF WESTERN AUSTRALIA THEME(S)

- 101 Immigration, emigration and refugees
- 102 Aboriginal occupation
- 103 Racial contact and interaction
- 106 Workers (including Aboriginal, convict)
- 107 Settlements
- 108 Government policy
- 401 Government and politics
- 403 Law and order
- 601 Aboriginal people
- 602 Early settlers

11.1 AESTHETIC VALUE*

Numbala Nunga, Derby includes various works of art, painted on the interior and exterior of the main complex building by residents, including depictions of West Kimberley landscapes as well as various simple traditional Aboriginal motifs and symbols. (Criterion 1.2)

11.2 HISTORIC VALUE

As the site of the Government Residency (1884), *Numbala Nunga, Derby* is representative of the settlement of the Kimberley by colonists from the mid-1880s, and the important first step in establishing a government in the region. (Criterion 2.1)

* For consistency, all references to architectural style are taken from Apperly, R., Irving, R., Reynolds, P. A *Pictorial Guide to Identifying Australian Architecture. Styles and Terms from 1788 to the Present*, Angus and Robertson, North Ryde, 1989.

For consistency, all references to garden and landscape types and styles are taken from Ramsay, J. *Parks, Gardens and Special Trees: A Classification and Assessment Method for the Register of the National Estate*, Australian Government Publishing Service, Canberra, 1991, with additional reference to Richards, O. *Theoretical Framework for Designed Landscapes in WA*, unpublished report, 1997.

Numbala Nunga, Derby represents over 120 years of measures undertaken by the Western Australian and Commonwealth governments to provide health care to the Aboriginal population of the State's North West. (Criterion 2.2)

Numbala Nunga, Derby is indicative of the impact that colonial settlement had on the health and wellbeing of the Aboriginal population of Western Australia, and the consequential need to provide health care to treat the diseases the Aboriginal population would have otherwise not encountered. (Criterion 2.1)

Numbala Nunga, Derby is associated with many Aboriginal people from across the State and the Northern Territory who were removed from their families and treated for medical purposes (particularly venereal disease and leprosy) at the facility, who represent those most directly affected by government policy and community attitudes of the day. (Criterion 2.3)

As the site of a lock hospital from 1917 to 1925, *Numbala Nunga, Derby* is representative of the Government policy towards the spread and treatment of venereal diseases in the Aboriginal population from the late 1900s, which focused upon the relocation and complete isolation of sufferers. (Criterion 2.2)

As the site of a leprosy hospital during the 1920s and the 1930s, *Numbala Nunga, Derby* is representative of the Government policy of relocation, detention and isolation of leprosy patients. (Criterion 2.2)

The Native Hospital, which operated at the *Numbala Nunga, Derby* site from 1925 until 1966, is representative of the official government policy of treating Aboriginal and non-Aboriginal patients in separate medical facilities, a policy which remained in place until the 1960s when the Commonwealth policy of assimilation was adopted. (Criterion 2.2)

The establishment of a Native Hospital at the *Numbala Nunga, Derby* site in 1925 by the Department of Native Affairs and the subsequent handover of its management to the Department of Public Health in 1948 is representative of the recognition that the Department of Health was better suited to provide for the health and medical needs of the Aboriginal population than the Department of Native Affairs. (Criterion 2.2)

Numbala Nunga, Derby was established as a consequence of the increase in elderly patients requiring geriatric care in the North West, as a result of the Pastoral Industry Awards of 1968, which instituted equal pay provisions for Aboriginal workers on cattle stations, and consequently did not allow for the maintenance of workers' extended families, as had previously been the custom. (Criterion 2.2)

Numbala Nunga (Nursing Home) was established with funding by the Commonwealth's Aboriginal Advancement Trust Account, an initiative which aimed to help improve Aboriginal health services across Australia, thereby marking the period following the 1967 referendum when the Commonwealth first became directly engaged in Aboriginal affairs. (Criterion 2.2)

From its opening in May 1969 through until the late 1980s, Numbala Nunga (Nursing Home) operated as the first and only nursing home in the Kimberley, serving predominantly Aboriginal patients. (Criteria 2.1 & 2.2)

Numbala Nunga (Nursing Home) served patients from all over the Kimberley, and some from the Northern Territory. Although open to all, residents were

predominantly of Aboriginal descent and staff worked to retain Aboriginal cultural links. (Criterion 2.2)

11. 3. SCIENTIFIC VALUE

Numbala Nunga, Derby has the capacity to reveal information about various aspects of Aboriginal history and culture in relation to the impact of colonial settlement on the health and wellbeing of the Aboriginal population of Western Australia, and the subsequent measures undertaken by government to provide health care to Aboriginal population of the State's North West. It has the potential to provide valuable insights into the development of government policy and relationships between Aboriginal and non-Aboriginal people in the North West region of the State. (Criterion 3.2)

11. 4. SOCIAL VALUE

Numbala Nunga, Derby is valued by the community of Derby, and the wider community of the North West, for the significant role it has played in providing health care to the public since a hospital first operated on the site in the 1890s. (Criterion 4.1)

Numbala Nunga, Derby is valued by the staff, patients, residents, families and ancestors of patients treated at the place during its 120 years operation as a medical facility, particularly by Aboriginal peoples for whom it provided a culturally specific environment. (Criterion 4.1)

12. DEGREE OF SIGNIFICANCE

12. 1. RARITY

Numbala Nunga, Derby is rare as a place which represents 120 years of measures undertaken by the Western Australian government to provide health care to the Aboriginal population of the State's North West. (Criterion 5.1)

Numbala Nunga, Derby is rare as the site of one of only four lock hospitals established in Western Australia. (Criterion 5.1)

Numbala Nunga, Derby is rare as the site of one of the few leprosy hospitals established in Western Australia. (Criterion 5.1)

12. 2 REPRESENTATIVENESS

Numbala Nunga, Derby represents the continuous use of one site, over 120 years, to provide services to the Aboriginal community of Western Australia. The regular erection and demolition of structures to meet the changing needs of the health care provided at the site, demonstrates the evolution of the type of health care and attitudes towards providing health care to Aboriginal people over time. (Criterion 6.2)

Numbala Nunga, Derby is representative of 120 years of measures undertaken by the Western Australian government to provide health care to the Aboriginal population of the State's North West, and the implementation of policies, including the removal, relocation and segregation of Aboriginal people. (Criterion 6.2)

As the site of the Government Residency (1884), *Numbala Nunga, Derby* is representative of the colonial practice of establishing a head of Government in a

newly settled region who officiated initially from their place of residence. (Criterion 6.2)

12.3 CONDITION¹

The buildings have been vacant for approximately 8 years and are only used for storage purposes. No major works have been carried out since 1986 with only general maintenance and up-keep being implemented on an ad hoc basis.

Overall the condition is fair. The accommodation blocks are showing signs of wear and there are some areas where the ceilings are starting to fail.

The staff houses and the kitchen in the central block are the areas in worst condition with failing asbestos sheeting becoming a major issue.

12.4 INTEGRITY

Numbala Nunga, Derby has moderate integrity as a site which has continuously provided health care services for over 120 years. Although *Numbala Nunga, Derby* closed in 2008 as a nursing home, a new aged care facility was opened west of the facility in the same year on the same reserve, continuing the use of the site for medical and care related purposes.

The continued use of the original site for aged care or Aboriginal community uses would enable the retention of the moderate integrity of the place; however this may not be a viable solution, given the condition of the existing buildings and the current adjacent facility.

12.5 AUTHENTICITY

Numbala Nunga, Derby has moderate to high authenticity as a nursing home. Since its closure in 2008, the buildings have been left vacant and remain unchanged. Significant deterioration in some areas has resulted in a poor to fair condition for many of the extant buildings.

Numbala Nunga, Derby has low authenticity as the site of Derby's Government Residency, Derby Hospital (including Leprosy and Lock Hospital facilities), and Derby Native Hospital. No structures or elements from these periods remain extant, and archaeological investigations suggests there to be low potential for material to remain.

¹ The statement of condition is based on Hocking Heritage Studios, *Numbala Nunga Nursing Home: GHPDF Referral*, prepared for LandCorp (October 2014).

13. SUPPORTING EVIDENCE

The documentary evidence is based on a heritage assessment completed by Clare Menck Historian in June 2015.

The physical evidence is based on Hocking Heritage Studios, *Numbala Nunga Nursing Home: GHPDP Referral*, prepared for LandCorp (October 2014), with archaeological information prepared by Karina Williams, State Heritage Office, in November 2015.

Amendments and/or additions have been carried out by the State Heritage Office and the Register Committee.

13.1 DOCUMENTARY EVIDENCE

Numbala Nunga, Derby is a complex of shallow pitched fibre cement clad residential and medical buildings that operated as the Kimberley's first Nursing Home, predominantly serving residents of Aboriginal descent, from 1968 until 2008.

Structures previously located at the site include: the Government Residency (1884), Derby Hospital (including Leprosy and Lock Hospital facilities) (1890s-), and Derby Native Hospital (1925). No elements of these places remain extant in 2016.

Establishment of Derby & the Government Residency

Although British explorers surveyed the Kimberley coastline in the early nineteenth century, settlement by colonists did not occur until after Alexander Forrest surveyed the North West interior in 1879. Forrest reported the area to be highly suitable for pastoral purposes, and within the same year pastoralists moved to the region and established sheep runs.²

Prior to colonial settlement, Aboriginal people inhabited the region. Across the vast North West area, a wide variety of language and cultural groups co-existed. The arrival of colonists rapidly impacted Aboriginal lives, particularly in terms of their health and wellbeing through the introduction of diseases they had not previously been exposed to.³

The port of Derby was established in 1880 and three years later, in mid-1883,⁴ Kimberley's first Government's officials arrived to oversee the establishment of the district. The townsite of Derby was subsequently surveyed and Kimberley's first town was declared in November 1883.⁵

² Heritage and Conservation Professionals, *Shire of Derby/West Kimberley Municipal Inventory* (1995), pp. 5, 6. McLellan, R. C., *A Short History of Derby: 1883 centenary 1983* (1983), pp. 3, 5.

³ *Shire of Derby/West Kimberley Municipal Inventory* (1995), pp. 5, 6. 'Our Community. An Overview', Shire of Derby/West Kimberley, sourced from <http://www.sdwk.wa.gov.au/community/aboutourcommunity.html> Accessed on 24 September 2015.

⁴ Fairbairn's party left Perth in April 1883, and had arrived by July 1883. Western Australian Parliamentary Debates, Legislative Council, 13 April 1883, p. 2., and 19 July 1883, p. 44.

⁵ *Shire of Derby/West Kimberley Municipal Inventory* (1995), p. 8. McLellan, *A Short History of Derby* (1983), p. 5.

An area was set aside at the north east corner of the townsite for the Government officials.⁶ Occupying and operating from this site was the Government Resident (also referred to as the Resident Magistrate⁷), who was the head of Government in the region, as well as head of the region's police force. In 2016, this site is occupied by *Numbala Nunga, Derby*.

Initially, the Government Resident and his clerk lived in two humble temporary corrugated iron houses on the Government Reserve, and the police officials resided in timber thatched shelters.⁸ By October 1884, a more permanent Government Residency had been constructed.⁹ This was a single storey timber residence with a pitched roof and verandahs.¹⁰ A police station and quarters (possibly one building) and stables were constructed in 1884 and 1885.¹¹ It is thought that these structures occupied the south west portion of the Government Reserve.¹²

From the Government Residency, the Government Resident governed the Kimberley region. His responsibilities included overseeing the law and order of the district and managing judicial matters. The first Government Resident was also known to spend time exploring the district and establishing cordial relationships with the local Aboriginal community.¹³

During this early period, the police were primarily occupied with patrolling pastoral stations and monitoring the activities of local Aboriginal people. It is thought that prisoners were held in timber and iron cells near the police buildings at the Residency Reserve.¹⁴

The townsite developed slowly during the mid-1880s, due to the slow uptake of town lots and lack of Government funds for public works. In 1885, a tramline on a

⁶ 'Townsite of Derby No 1, c. 1883', SROWA series 2168 cons 5698 item 0524 Derby No 1 dated 1883-1887, cited and reproduced in Hocking Heritage Studios, *Numbala Nunga Nursing Home: GHPDP Referral*, prepared for LandCorp (October 2014), p. 8; Heritage and Conservation Professionals, *Conservation Plan Derby Police Gaol (Native Shelter Shed)*, prepared for the Building Management Authority (1995), p. 8.

⁷ The terms 'Government Resident' and 'Resident Magistrate' are used interchangeably to describe the senior government official installed in the region to act as the head of government. This position was commonplace in regional districts of the colony. See comparative information for further detail.

⁸ Public Records Office of Western Australia (PROWA), AN 5/6, Police Department, Acc 129, 83/856, Report B and *The Victorian Express*, 13 February 1884., both cited in *Conservation Plan Derby Police Gaol (Native Shelter Shed)*, (1995), p. 8.

⁹ Images of Derby Government Residency: 'Residency at Derby [picture] c.1900-1910, State Library of Western Australia Pictorial Collection, Call No 5145B Vol. 10B; 'The old Residency building in Derby as a lazaret in 1923', in Davidson, W.S., *Havens of refuge: a history of leprosy in Western Australia* (University of Western Australia Press, Nedlands: 1978), pp. 24, 25.

¹⁰ The Government Residency was constructed by October 1884 in time for a visit from the Governor of Western Australia. 'Country News: Derby, Oct 8', *The West Australian*, 23 October 1884, p. 3.

¹¹ PROWA, AN 5, Police Department, Acc 430, 944/84, Report; PROWA, AN 5/3, Police Department Acc 430, 809/85, File and PROWA AN 5, Police Department, Acc 430, 736/85 File., both cited in *Conservation Plan Derby Police Gaol (Native Shelter Shed)*, (1995), p. 8.

¹² 'Townsite of Derby No 1, c. 1883', SROWA series 2168 cons 5698 item 0524 Derby No 1 dated 1883-1887, reproduced in *Numbala Nunga Nursing Home* (2014), p. 9.

¹³ *Numbala Nunga Nursing Home* (2014), p. 9; 'Robert Fairbairn I.S.O.', in Batty, J.S., *The Cyclopaedia of Western Australia* (1913), Vol. 1, pp. 370-372.

¹⁴ *Conservation Plan Derby Police Gaol (Native Shelter Shed)*, (1995), pp. 8, 9.

raised embankment was constructed across the tidal flats to link the main town with the port, which significantly improved access.¹⁵

The discovery of Western Australia's first gold at Halls Creek (about 400km south east of Derby) in 1885 initiated the Kimberley gold rush.¹⁶ This led to a brief boom in Derby, during which the Government Resident also became the Warden of the Kimberley Goldfields.¹⁷ The town returned to normality by the end of 1886.¹⁸

By the late-1880s, it had become clear that locating the government reserve on the outskirts of town, so far from the jetty and the commercial centre of the settlement, was ineffective for the governance and policing of the area. As a solution, new public buildings were constructed in the centre of town (at a site halfway between the existing government buildings and the jetty). These included a Post and Telegraph Office in 1889, a Court House in 1890, and a new Police Station (thereby relocating services from the Government Residency site) in 1896.¹⁹

During this period, the Government Resident had also requested several other new buildings, including a Police Quarters, Hospital and Residency. However none were built.²⁰

In the late 1890s, after police services had been relocated to the town centre, a hospital started operating from the Residency Reserve.²¹ By this time, the Government Resident was also a medical practitioner and could attend to the patients on site, a trend that continued almost continuously from 1885 until 1915.²² The Government Resident continued to live at the Residency until a new Residency was constructed elsewhere in Derby in 1917.

Government Residency & Derby Hospital

Derby's first medical facilities were not established at the Residency Reserve, but elsewhere in town in 1886, in the form of a temporary tent hospital.²³ By the early 1890s conditions at the tent hospital had deteriorated such that it was considered

¹⁵ *Shire of Derby/West Kimberley Municipal Inventory* (1995), pp. 8-10; Heritage Council of Western Australia, *State Register of Heritage Places – Assessment Documentation*, P4661 *Derby Tramway Woolshed* (2007), p. 4.

¹⁶ Heritage Council of Western Australia, *State Register of Heritage Places – Assessment Documentation*, P1173 *Old Halls Creek Post Office Ruins* (1998), p. 3.

¹⁷ Dr Thomas Lovegrove, the Government Resident between 1885 and 1890, became the first Warden in Western Australia, as the Warden of the Kimberley Goldfields in 1885. This position included the added responsibility to oversee judicial matters regarding to mining. 'A Pioneer Doctor. The Late Dr Lovegrove', *The West Australian*, 15 December 1927, p. 18.

¹⁸ *Shire of Derby/West Kimberley Municipal Inventory* (1995), p. 11.

¹⁹ *Conservation Plan Derby Police Gaol (Native Shelter Shed)*, (1995), pp. 9, 10.

²⁰ File Government Resident Derby - Kimberley District requirements, 1 - Mail Service to Goldfields & Telegraph station Fitzroy crossing. 2 - Police Quarters. 3 - Tram Line. 4 - Crane for Jetty Head. 5 - Hospital. 6 - Residency, item number 1889/2575, Cons 527, SROWA., cited in *Numbala Nunga Nursing Home* (2014), p. 11.

²¹ Colonial Secretary's Office files (SROWA): 'John Bryan – Attendance Derby Hospital', Cons 527 Item 18889/2136; 'Ah Kee Complains of Dr Black not visiting him at Derby Hospital', Cons 527 Item 1893.0080; 'Admission to Derby Hospital – W.D Jackson', Cons 527 Item 1894/0863

²² *Numbala Nunga Nursing Home* (2014), p. 9.

Between 1885 and 1915, only the period of 1894 to 1901 was the Resident Magistrate not also a Medical Practitioner.

²³ Colonial Secretary's Office, 'Hospital at Derby' (file), SROWA Cons 527 Item 1891/0647.

'unsafe and dangerous to life',²⁴ resulting in the relocation of some medical services to the Residency Reserve in 1893. Records note that part of a building some distance from the Government Residency was used as a hospital.²⁵ It is unclear whether this building was an existing structure onsite or a newly erected structure.

By the late 1890s, a hospital was operating from the Residency Reserve known as 'Derby Hospital'. It is possible that by this time the hospital was occupying the recently vacated police building/s. It is known that Derby Hospital treated both white and Aboriginal patients.²⁶

Medical care for the Aboriginal population in the nineteenth and early twentieth century was minimal and haphazard. Employers of Aboriginal labourers were expected to be responsible for their workers' medical care. Generally Aboriginal workers were treated within 'white' facilities, but as 'paupers', they were often cared for in outbuildings or on verandahs.²⁷ If employers failed to provide the medical care to their Aboriginal workers, medical expenses were covered instead by the Aborigines Department. Government Medical Officers were obligated to provide medical care to 'pauper aboriginals' if requested to by the police.²⁸

By 1904, Derby's Government Resident was also acting as 'Protector of Aborigines' for the Derby area, an *ex officio* role that appears to have involved overseeing any legal proceedings involving local Aboriginal persons, checking for abuses of employment conditions and food relief.²⁹ The high proportion of Aboriginal people in the region coupled with the Government Resident's dual responsibility as the Resident Medical Officer and Protector of Aborigines likely contributed to the admittance of Aboriginal people into Derby Hospital.

In the 1900s, Derby Hospital was described as a single ward with rooms for a store, bathroom and orderly's room, and the kitchen was a separate building. Patients mostly slept on the verandahs, as the ward was unsuitable for treatment of fever patients in the tropics, being hot and not insect-proof. The western end of the building was used by white patients (and presumably the eastern end used by Aboriginal and Asian patients, although this is not specified). The patients at the time, all male, were described as 'generally in a semi-nude condition' on account of the heat.³⁰

By 1909, the Government Resident continued to provide medical care and had set up a dispensary in the Residency. By that time, the wider hospital site included a 'shed' that was in use as a lazaret (quarantine station for contagious diseases,

24 Colonial Secretary's Office, 'Hospital at Derby' (file), SROWA Cons 527 Item 1891/0647.

25 Colonial Secretary's Office, 'Closing of Hospital, Dismissal hospital Orderly' (file), SROWA Cons 527 Item 1892/0078

26 Colonial Secretary's Department, 'Derby Hospital - repairs - Recommending painting' (file), SROWA Cons 1003 Item 1907/1294, quotes from folio 1.

27 Sue Graham-Taylor, 'Aboriginal Health' in *Public Health 1975-1996*, draft provided to SHO Nov 2014, pp.187-188.

28 Walter E. Roth, 'Royal Commission on the Condition of the Natives: Report', 29 December 1904, pp.24-25

29 Richard Henry Wace, RM&DMO, Derby, evidence quoted in Walter E. Roth, 'Royal Commission on the Condition of the Natives: Report', 29 December 1904, pp.110-115, quote from p.111.

30 Colonial Secretary's Department, 'Derby Hospital - repairs - Recommending painting' (file), SROWA Cons 1003 Item 1907/1294, quotes from folio 1.

particularly leprosy). Three lepers were reported to have died there.³¹ In 1912, a separate privy for Aboriginal patients was added, as it was recognised that there was 'always a certain number of native patients' at the Hospital and no provision had previously been made for them'.³²

By 1914, both the Residency and the adjacent Hospital buildings were considered ill-sited and in need of replacement. The tramway stopped ¾ mile before reaching the site, and the proximity of the marsh made it a haven for mosquitoes. The Government Resident complained bitterly that he could keep neither rain nor mosquitoes out of the house and as a result had contracted bronchial catarrh [sic] and malaria.³³

In 1916, a new hospital and Residency were approved for construction closer to Derby town center.³⁴

The new Residency was completed in 1917 and the Government Resident subsequently relocated. Thereafter the former Residency building was 'utilised more or less by the Chief Protector of Aborigines as a Hospital for natives'.³⁵

Plans to relocate the existing hospital did not proceed, and it remained use for medical purposes in conjunction with the former Residency.³⁶

By the 1920s, the isolation and treatment of Aboriginal patients suffering from contagious diseases, such as leprosy and venereal diseases, had become a major concern for the State's North West. This resulted in the former Residency Reserve being declared an Aboriginal Reserve (thereby allowing for the detention of patients) and a Lock Hospital (an isolation hospital for the treatment of venereal diseases) being established within the former Residency building.

Contagious Diseases & the former Government Residency

At the turn of the twentieth century, the State Government became concerned with the spread and treatment of 'granuloma' (typically syphilis) in the Aboriginal population.³⁷ It was believed that the disease was highly infectious and would spread amongst the white population unless infected Aboriginal persons were completely isolated. In 1908, two islands off the coast of Carnarvon, Dorre and Bernier Islands, were established as lock hospitals.³⁸

In Derby, rather than sending the patients to Dorre and Bernier Islands, infected Aboriginal patients were taken to the police station in the centre of town.

31 Public Health Department, 'Derby Hospital - Buildings' (file), SROWA Cons 1003 Item 1920/1388, quote from folio 23.

32 Public Health Department, 'Derby Hospital - Buildings' (file), SROWA Cons 1003 Item 1920/1388, quote from folio 49.

33 Department of Native Affairs, 'Derby Native Hospital - Reserve - Lot 451' (file), SROWA Cons 993 Item 1951/0653.

34 A. O. Neville, 10 November 1917, on Department of Native Affairs, 'Derby Native Hospital - Reserve - Lot 451' (file), SROWA Cons 993 Item 1951/0653 folio 56.

35 Department of the North-West, 'Derby Hospital: Question of removal' (file), SROWA Cons 251 Item 1921/0402, folio 5.

36 Public Health Department, 'Derby Hospital - Buildings' (file), SROWA Cons 1003 Item 1920/1388, quote from folio 95.

37 'Granuloma' is a fairly general medical term referring to a small area of inflammation of tissue. Granuloma inguinale is a venereal disease characterised by genital ulcers.

38 Chief Protector of Aborigines, extensive letter to Under Secretary, 25 October 1917, Chief Secretary's Department: Aborigines, 'Derby Native Hospital', (file), SROWA Cons 653 Item 1925/0544.

However, complaints soon led to them being relocated to the Residency Reserve. From there, the Resident Medical Officer (who also continued to be the Resident Magistrate) treated cases of granuloma at the former Residency.³⁹

By 1917, as it had become apparent that granuloma was far less prevalent within Aboriginal communities than originally thought, the Chief Protector of Aborigines proposed establishing two onshore facilities 'for the reception of diseased natives', one at Derby and the other at Port Hedland.⁴⁰ The proposed facilities were to be managed by the Aborigines Department, and were 'not to be hospitals in the ordinary sense of the word, but reception homes for the diseased natives, who will be allowed to live, as far as possible, their own lives under outdoor conditions'. Treating Aboriginal patients within European medical wards was considered not preferable, as it had 'been proved a mistake, as any doctor who has had experience of them will tell you'.⁴¹

Dorres and Bernier Island Lock Hospitals were closed in 1918,⁴² and the new Lock Hospital in Port Hedland was opened in 1919.⁴³ The proposed facility for Derby was not built however, as the number of granuloma cases had declined and the Chief Protector stated that it was no longer warranted.⁴⁴

During the 1920s, another contagious disease became a significant issue in Derby – Hansen's Disease, more commonly known as Leprosy. Leprosy has been in Australia since 1850 but was only identified in the Kimberley in 1908. Treatment was rudimentary with sufferers being detained, at that time, in such places as Bezout Island (north of Cape Lambert, near Cossack) and, from 1913, on a piece of land where the incoming tide created an island off Cossack.⁴⁵

The number of leprosy cases in the Derby area was increasing in the 1920s, with as many as seven suspected cases identified by April 1922. By the following year, five leprosy patients were living at the former Residency site.⁴⁶

By mid-1923 the Derby residents were verbalising their concern about the situation with leprosy and submitted a petition to the Minister for the North-West to remove the four lepers living at the former Residency to a more remote location.

39 Chief Protector of Aborigines, extensive letter to Under Secretary, 25 October 1917, Chief Secretary's Department: Aborigines, 'Derby Native Hospital', (file), SROWA Cons 653 Item 1925/0544.

40 Chief Protector of Aborigines, extensive letter to Under Secretary, 25 October 1917, Chief Secretary's Department: Aborigines, 'Derby Native Hospital', (file), SROWA Cons 653 Item 1925/0544.

41 Chief Protector of Aborigines, extensive letter to Under Secretary, 25 October 1917, Chief Secretary's Department: Aborigines, 'Derby Native Hospital', (file), SROWA Cons 653 Item 1925/0544.

42 Chief Protector of Aborigines, extensive letter to Under Secretary, 25 October 1917, Chief Secretary's Department: Aborigines, 'Derby Native Hospital', (file), SROWA Cons 653 Item 1925/0544.

43 P5948 Lock Hospital and Burial Ground, Port Hedland (Assessment Program) Heritage Council of Western Australia, Preliminary Review for P5948 Port Hedland Lock Hospital and Burial Ground (July 2012).

44 Chief Secretary's Department: Aborigines, 'Derby Native Hospital', (file), SROWA Cons 653 Item 1925/0544.

45 W S Davidson, *Havens of Refuge: A History of Leprosy in Western Australia* (University of Western Australia Press, Nedlands: 1978) pp. 4, 6, 9, 18–19 and 152–3., cited in Heritage Council of Western Australia, State Register of Heritage Places – Assessment Documentation, P2980 *Bungarum (Leprosarium), Derby* (2000), p. 3.

46 Chief Secretary's Department: Aborigines, 'Derby Native Hospital', (file), SROWA Cons 653 Item 1925/0544.

There were fears that the disease would spread as the former Residency was not guarded.⁴⁷

As a solution, the former Residency Reserve was declared an Aboriginal Reserve in July 1923. This both allowed Aboriginal patients to be detained, and also kept out people not specifically associated with the hospital. A Superintendent was appointed, initially the local police sergeant, to ensure Reserve regulations could be enforced.⁴⁸

In 1924, it was suggested 'that the whole of the Lazaret accommodation at Derby be condemned and site abandoned'.⁴⁹ The Lazaret (the former Residency) was described as being in great disrepair, comprising 'eight rooms and a hall very irregularly arranged'.⁵⁰ The following year, in 1925, a new Lazaret was constructed in Cossack and Derby's leper patients were transferred there.⁵¹

In 1925, after Derby's leper population had been relocated to Cossack, the former Government Residency building was destroyed by fire.

Evidence suggests this was a purposeful act that was 'the usual custom' at the time for vacated contagious diseases facilities.⁵²

Derby Hospital

During the entire period when the former Residency was being utilised as a Lock Hospital and Lazaret, Derby Hospital also continued to function from the site.

It continued to be the only hospital in Derby, and catered to both white and Aboriginal patients. By the 1920s, however, it seems unlikely that white patients were treated at the hospital. In 1922, the Commissioner for the North-west noted that Derby Hospital could 'hardly be considered a hospital for white people. No whites would go there if they could possibly avoid it'.⁵³ It is therefore probable that 'white' patients were cared for in their homes.

In 1923, the same year that the former Residency Reserve became an Aboriginal Reserve, the PWD prepared plans for the construction of a new Derby Hospital,

47 Department of Native Affairs, 'Derby Native Hospital – Reserve – Lot 451' (file), SROWA Cons 993 Item 1951/0653.

48 Department of Native Affairs, 'Derby Native Hospital – Reserve – Lot 451' (file), SROWA Cons 993 Item 1951/0653.

49 W S Davidson, *Havens of Refuge: A History of Leprosy in Western Australia* (University of Western Australia Press, Nedlands: 1978), prologue., cited in Heritage Council of Western Australia, State Register of Heritage Places – Assessment Documentation, P2980 *Bungarun (Leprosarium), Derby* (2000), p. 4.

50 W.S. Davidson, *Havens of Refuge: A History of Leprosy in Western Australia* (University of Western Australia Press, Nedlands: 1978), pp.23-25.

51 W S Davidson, *Havens of Refuge: A History of Leprosy in Western Australia* (University of Western Australia Press, Nedlands: 1978), pp. 27-33; Australian Heritage Commission, RNEDB, Location of Channel Island Leprosarium, Darwin NT, report from URL <http://www.ahc.gov.au/net/rnedb.html> printed on 18 January 1998., cited in Heritage Council of Western Australia, State Register of Heritage Places – Assessment Documentation, P2980 *Bungarun (Leprosarium), Derby* (2000), p. 4.

52 Chief Secretary's Department: Aborigines, 'Derby Native Hospital', (file), SROWA Cons 653 Item 1925/0544; *Sunday Times*, Sunday 1 November 1925, p. 8S, <http://trove.nla.gov.au/ndp/del/article/58229387> W.S. Davidson, *Havens of Refuge: A History of Leprosy in Western Australia*, UWA Press, Nedlands, 1978, pp.23, 35

53 Public Health Department, 'Derby Hospital – Buildings' (file), SROWA Cons 1003 Item 1920/1388, quote from folio 129.

intended for 'white' patients only.⁵⁴ The new hospital, located centrally within town, was opened in 1924.⁵⁵

After 'white' services were relocated to the new hospital, the Derby Hospital at the former Residency Reserve was transferred to the Department of Native Affairs.⁵⁶

Derby Native Hospital

In 1925, the Department of Native Affairs took over control of the former Residency site. With the Government Residency now demolished, and a 'white' hospital operating in the centre of town, the existing hospital became officially an Aboriginal-only native hospital. This facility was proposed to serve the whole of the Kimberley.⁵⁷

Derby Native Hospital operated from the hospital buildings on the site, as well as a new hospital building, constructed in 1926.⁵⁸ The new building likely replaced the accommodation lost with the destruction of the former Residency. When complete, the new structure proved inadequate to keep out rain and the dirt floors were unsatisfactory. Requests for a verandah and concrete floors were rejected several times before a verandah was added in 1929.⁵⁹

By the early 1930s, lepers were again being treated in Derby. After the closure of the Cossack leprosarium in 1931, leprosy patients started being cared for at Derby Native Hospital, despite official policy to remove them to Darwin. By the mid-1930s, the number of leprosy cases in the North West had escalated to epidemic proportions, with almost all patients being Aboriginal.⁶⁰ By the end of 1933, 'some thirty or forty leprosy cases [were recorded] squatting in the vicinity of the native isolation hospital'.⁶¹ By January 1935, this number had reached 80, accommodated in 'wretched huts' less than 100 yards from the hospital, with no fence or other barrier to separate the hospital.⁶²

In 1930, the Commonwealth Government had established a leprosarium on Channel Island in Darwin harbour (Northern Territory), which was set up to cater to leprosy patients in North, Central and North-West Australia.⁶³ However, transferring patients from Western Australia to Darwin was an expensive and

54 Public Health Department, 'Derby Hospital - Buildings' (file), SROWA Cons 1003 Item 1920/1388.

55 Chief Secretary's Department: Aborigines, 'Derby Native Hospital', (file), SROWA Cons 653 Item 1925/0544.

56 Chief Secretary's Department: Aborigines, 'Derby Native Hospital', (file), SROWA Cons 653 Item 1925/0544.

57 Chief Protector of Aborigines to Minister for the Northwest, 17 August 1925, on Chief Secretary's Department: Aborigines, 'Derby Native Hospital', (file), SROWA Cons 653 Item 1925/0544.

58 Chief Secretary's Department: Aborigines, 'Derby Native Hospital', (file), SROWA Cons 653 Item 1925/0544.

59 Chief Secretary's Department: Aborigines, 'Derby Native Hospital', (file), SROWA Cons 653 Item 1925/0544.

60 W.S. Davidson, *Havens of Refuge: A History of Leprosy in Western Australia*, UWA Press, Nedlands, 1978, p.40.

61 Cathie Clement, SHO Register documentation for P02980 *Bungarin (Leprosarium)*, Derby, 2000, p.5.

62 H.D. Mosely, 'Report of the Royal Commissioner Appointed to Investigate, Report, and Advise upon matters in relation to the Condition and Treatment of Aborigines', Perth, 1935, quotes from p.10.

63 Letter from the Prime Minister to Premier of Western Australia, August 1927, cited in W S Davidson, *Havens of Refuge: A History of Leprosy in Western Australia* (University of Western Australia Press, Nedlands: 1978), p. 27.

difficult process,⁶⁴ and as a consequence in 1935 a Royal Commission recommended that Western Australia withdraw from Darwin scheme, and a leprosarium be constructed outside of Derby. This new facility, known as *Bungarun (Leprosarium) Derby*, was completed in 1936⁶⁵ and ninety patients were transferred there from Derby Native Hospital. This brought an end to leprosy patients being treated at Derby Native Hospital.⁶⁶

Towards the end of the 1930s, conditions started to improve at Derby Native Hospital. Considerable maintenance was carried out by the then manager, who had previously been a carpenter. The hospital's dirt floors were finally concreted, beds were provided for urgent cases, and a new 'half-caste' ward of bush timber and flattened kerosene cases was erected. During the day, patients who were well enough and preferred to be outside were provided 'two large bush shelters, well protected from the weather by good wind breaks'.⁶⁷

In addition, efforts were made to forge better relationships with the Aboriginal community. The management operated the hospital as both a medical facility and an Aboriginal reserve. Tents were provided in the wet season as temporary accommodation for Aboriginal 'visitors and relatives' who were camping at the hospital. Children were allowed to stay at the hospital and were provided an education.⁶⁸

In the 1940s, when management changed, Derby Native Hospital returned to being purely a medical facility.⁶⁹

The onset of WWII and the Japanese air-raids on northern towns in 1941 and 1942 impacted on the operation of Derby Native Hospital. Both 'white' and female staff were evacuated from Derby. Medical orderlies and staff from the 'white' hospital continued serving patients at the native hospital as best they could, but the lack of medical staff resulted in some urgent Aboriginal patients being seen in the 'white' hospital.⁷⁰

Despite restrictions on building during the war, the condition of Derby Native Hospital was considered so dire that in 1943 a new accommodation building to house 'half-caste' Aboriginal girls employed at the hospital was erected, and 18 additional beds were sent for use at the hospital.⁷¹

-
- 64 Cathie Clement, SHO Register documentation for P02980 *Bungarun (Leprosarium), Derby*, 2000, pp.5-7.
65 Cathie Clement, SHO Register documentation for P02980 *Bungarun (Leprosarium), Derby*, 2000, pp.5-7.
66 More information about *Bungarun (Leprosarium) Derby* can be downloaded from the State Heritage Office's InHerit database at <http://inherit.stateheritage.wa.gov.au/Public/Inventory/Details/4fd7545-d25d-43a8-95e7-f09a181dd508>
67 Mr H. Ulrich, Officer in Charge, Derby Native Hospital, to Commissioner of Native Affairs, 14 July 1938, on Department of Native Affairs, 'Derby Native Hospital: Buildings and Equipment' (file) SROWA Cons 993 Item 1938/0273.; in Department of Native Affairs, 'Derby Native Hospital: Buildings and Equipment' (file) SROWA Cons 993 Item 1938/0273.
68 Department of Native Affairs, 'Derby Native Hospital: Buildings and Equipment' (file) SROWA Cons 993 Item 1938/0273.
69 Department of Native Affairs, 'Derby Native Hospital: Buildings and Equipment' (file) SROWA Cons 993 Item 1938/0273.
70 Department of Native Affairs, 'Derby Native Hospital: Re-establishment of after Evacuation', SROWA Cons 993 Item 1943/0471.
71 Department of Native Affairs, 'Derby Native Hospital: Buildings and Equipment' (file) SROWA Cons 993 Item 1938/0273.

During the 1940s and early 1950s, the condition of Derby Native Hospital declined dramatically. The extreme weather resulted in the destruction of a number of buildings on site, and some substandard temporary structures were erected as an interim measure.⁷² In 1947 the hospital failed its health inspection and the Health Department began pressuring the Department of Native Affairs for improvements.⁷³

In 1948, the management of Derby Native Hospital was transferred from the Department of Native Affairs to the Department of Public Health. This move recognised that the Department of Health was better suited to provide for the health and medical needs of the Aboriginal population. All native hospitals in the State were transferred to the Department of Public Health at this time.⁷⁴

In the early 1950s, the staffing of Derby Native Hospital was supplemented by the Sisters of St John of God, who were in the region managing the *Bungarun (Leprosarium) Derby*. By 1954, the Sisters were also managing Derby Native Hospital.⁷⁵

Like the Department of Native Affairs before them, the Sisters of St John of God continued to struggle to keep Derby Native Hospital in adequate condition. There were long delays organising building and maintenance works; materials took a long time to arrive from the south, work was often delayed for long periods waiting for qualified trades-people to become available, and laborers, once they began, often worked very slowly, as the buildings could not be completely vacated during works and they had to work in increments around patients and staff. As a result, even simple or extremely urgent works generally took years to complete.⁷⁶

Some improvements were made to the site, however, including the addition of a small pre-fab cottage, a new dormitory, and the grading, levelling and replanting of lawns.⁷⁷

By the end of the 1950s, the number of patients presenting at Derby Native Hospital increased markedly due to the opening of Mowanjum Mission located 10 km south east of Derby, which did not provide hospital facilities.⁷⁸ In 1959, all seventy patients at the native hospital had reportedly caught chickenpox and influenza, however the Medical Department refused to believe there were so many patients at the hospital.⁷⁹

In the early 1960s, the admittance to the hospital fluctuated dramatically, from 68 patients in 1960 to just 8 patients in 1962. This, combined with the 'dilapidated and inadequate' state of the hospital, led to the conclusion that Derby Native

72 Department of Native Affairs, 'Derby Native Hospital: Buildings and Equipment' (file) SROWA Cons 993 Item 1943/1147.

73 Department of Native Affairs, 'Derby Native Hospital: Buildings and Equipment' (file) SROWA Cons 993 Item 1943/1147.

74 Medical Department, 'Derby Native Hospital: Buildings' (file), SROWA Cons 1003 Item 1949/0672.

75 Medical Department, 'Derby Native Hospital: Buildings' (file), SROWA Cons 1003 Item 1949/0672.

76 Medical Department, 'Derby Native Hospital: Buildings' (file), SROWA Cons 1003 Item 1956/5404; Medical Department, 'Derby Native Hospital: Buildings' (file), SROWA Cons 1003 Item 1949/0672.

77 Medical Department, 'Derby Native Hospital: Buildings' (file), SROWA Cons 1003 Item 1949/0672; Medical Department, 'Derby Native Hospital: Buildings' (file), SROWA Cons 1003 Item 1956/5404.

78 Medical Department, 'Derby Native Hospital: Buildings' (file), SROWA Cons 1003 Item 1956/5404.

79 Medical Department, 'Derby Native Hospital: Buildings' (file), SROWA Cons 1003 Item 1956/5404.

Hospital should be shut down and a new 'Native' wing built at the Derby District Hospital (the 'white' hospital in town).⁸⁰

Plans for a new 'Native Hospital' at Derby were drawn by the PWD in 1963. The new building was on site at the main Derby Hospital, but at the rear of the block, accessed by an uncovered pathway. Accommodation for the Sisters of St John of God was also constructed, as they were to continue staffing the Native Hospital at its new site. The new premises was far superior to the facilities at the old site. Construction was largely completed through 1965. In November 1966, a site visit noted that although intended as a 'native ward', the new facilities were being used by general maternity and medical patients, and some alterations were subsequently made so that one ward could be a children's ward.⁸¹

Construction of a new 'Native Hospital' in this period is somewhat surprising, as the express Commonwealth policy through the 1960s was assimilation, and a State Government Special Committee on Native Matters had recommended as early as 1958 that Native Hospitals should be abolished and Aboriginal patients treated at District and other general hospitals. The Public Health Department undertook a major campaign from the 1960s to improve health care for Aboriginal people, including moving to close all the former Native Hospitals.⁸²

All patients from Derby Native Hospital were transferred to the new District Hospital wing by August 1966.⁸³

By 1968, Derby Native Hospital had been demolished and a nursing home, named 'Numbala Nunga', was being erected in its place.

Numbala Nunga

From its opening in May 1969 through until the late 1980s, *Numbala Nunga, Derby* operated as the only nursing home in the Kimberley, serving predominantly Aboriginal patients.⁸⁴

One of the main reasons behind establishing a nursing home in Derby was that Derby District Hospital had been experiencing a notable increase in elderly patients requiring geriatric care. The implementation of the Pastoral Industry Awards of 1968, instituted equal pay provisions for Aboriginal workers on cattle stations. However it also had ramifications on the families of Aboriginal workers who had previously also lived on the stations. Required to pay higher wages for their workers, pastoralists were unwilling (or unable) to support the worker's

⁸⁰ Extract from letter from Dr Davidson, Derby, on Medical Department, 'Derby: Numbala Nunga Nursing Home (Project) vol 2' (file) SROWA Cons 1556 item 1969/7315.

⁸¹ PWD, 'Derby Native Hospital (New) - Erection' (file) SROWA Cons 2571 Item 1962/1943.

⁸² Sue Graham-Taylor, 'Aboriginal Health' in *Public Health 1975-1996*, draft provided to SHO Nov 2014, pp.198, 201.

⁸³ Medical Department, 'Derby: Numbala Nunga Nursing Home (Project) vol 2' (file) SROWA Cons 1556 Item 1969/7315.

⁸⁴ Numbala Nunga: Derby Nursing Home and Hospital, *Annual Report, 1987-88*. In Port Hedland a ward in the former Lock Hospital (P5948 *Lock Hospital and Burial Ground, Port Hedland*) had briefly been used as an Aboriginal Nursing Home for some time in the 1970s, although the patients were soon moved to another that also catered for non-Aboriginal patients in the town in 1972. It is possible that this was not an official nursing home, but rather catered for recovering and or elderly patients from the Aboriginal Hospital that had no other place to go to convalesce. Pafassis Architects in association with Dr Robyn Taylor, October 2014, Heritage Report of P5948 *Lock Hospital and Burial Ground* prepared for the Department for Child Protection and Family Services.

extended families, which resulted in many Aboriginal people and their elderly family members moving into North West towns or reserves.⁸⁵

Construction of *Numbala Nunga, Derby* was funded by the Commonwealth's Aboriginal Advancement Trust Account, a fund which aimed to help improve Aboriginal health services across Australia. This marks the period, following the 1967 referendum⁸⁶, when the Commonwealth first became directly engaged in Aboriginal affairs, a matter that had previously fallen exclusively within State jurisdiction.⁸⁷ A total of \$160,000 was granted for the construction of *Numbala Nunga, Derby* as well as a school for Aboriginal nursing aides, also in Derby.⁸⁸

Numbala Nunga, Derby took just under a year to complete (from July 1968 to May 1969). It was initially planned to include a ward to house 32 residents, a central kitchen and dining room, stores, offices, and three houses for staff. However, shortly after construction started, the Medical Department altered plans to include an additional 32-bed wing, which was then altered to 28-beds to incorporate maternity facilities.⁸⁹

During construction, the word 'geriatric' was removed from the name of the new facility to recognise that residents of all ages would be admitted.⁹⁰ Although it was not initially planned to be an Aboriginal-only facility, but by the time it opened in 1969 records referred to the place as 'Derby Native Nursing Home'.⁹¹ The Minister for Health noted that 'although it has always been envisaged that the nursing home would accommodate natives there is nothing to prevent others from being admitted'.⁹²

The name 'Numbala Nunga' was chosen for the facility. Meaning 'a place for taking care', 'Numbala Nunga' was a Mowanjum phrase suggested by David Mowgarri [sic].⁹³

The Presbyterian Church managed the operation of *Numbala Nunga, Derby* when it first opened, however, within months the Health Department had taken over management of the facility due to staffing issues, to save costs and to simplify the transfer of patients between this and the District Hospital.⁹⁴

⁸⁵ Medical Department, 'Derby: Numbala Nunga Nursing Home (Project)' (file) SROWA Cons 1556 item 1968/7305; Wyndham-East Kimberley Local Government Heritage inventory 2007, p. 15

⁸⁶ The Australian referendum of 27 May 1967 approved two amendments to the Australian constitution recognising the inclusion of Indigenous Australians as members of the Commonwealth of Australia.

⁸⁷ Sue Graham-Taylor, 'Aboriginal Health' in *Public Health 1975-1996*, draft provided to SHO Nov 2014, p.199.

⁸⁸ Sue Graham-Taylor, 'Aboriginal Health' in *Public Health 1975-1996*, draft provided to SHO Nov 2014, p.200.

⁸⁹ Medical Department, 'Derby: Numbala Nunga Nursing Home (Project)' (file) SROWA Cons 1556 item 1968/7305 folio 112.

⁹⁰ Medical Department, 'Derby: Numbala Nunga Nursing Home (Project)' (file) SROWA Cons 1556 item 1968/7305.

⁹¹ PWD, 'Derby Native Hospital (New) – Erection' (file) SROWA Cons 2571 item 1962/1943.

⁹² Medical Department, 'Derby: Numbala Nunga Nursing Home (Project)' (file) SROWA Cons 1556 item 1968/7305 folio 202.

⁹³ Numbala Nunga: Derby Nursing Home and Hospital, *Annual Report, 1966-67*, p.2. This likely refers to prominent Mowanjum (Ngarinyin) elder David Mowaljarlai.

⁹⁴ Medical Department, 'Derby: Numbala Nunga Nursing Home (Project) vol 2' (file) SROWA Cons 1556 item 1969/7315.

Although the majority of patients were from the Derby area, patients came from all over the Kimberley, with 35% of patients drawn from areas over 250km from Derby, including some communities inside the Northern Territory.⁹⁵

Admittance steadily grew over the years, from eight in 1969 when *Numbala Nunga, Derby* first opened, to 45 in 1970, 50 in 1987 and 60 in 1989.⁹⁶ To accommodate the growing numbers, a major redevelopment program took place in the mid to late 1980s. This included the construction of the dining rooms, new staff change facility, office alterations, renovations to the wards, and a new therapies building.⁹⁷

Additionally, the type of care provided at *Numbala Nunga, Derby* changed and adapted over time. In 1970 it provided 'a permanent home for elderly native and 'white' people towards the end of their lives' as well as maternity and antenatal care.⁹⁸ By 1987 it provided geriatric, disabled and extended care, care for younger residents with permanent disabilities, outpatient physiotherapy and occupational therapy, and offered respite care to allow home-carers a short-term break.⁹⁹

Annual reports for *Numbala Nunga, Derby* state that it provided 'holistic care' regardless of 'age, sex, race or creed'.¹⁰⁰ Although technically open to all, residents were predominantly of Aboriginal descent and staff worked to retain Aboriginal cultural links. Older residents of the local Aboriginal communities were brought on site to spend time with residents of *Numbala Nunga, Derby*, including sharing both men's and women's traditional crafts and music. Outings by the river were organised, a weekly day with families was supported, and the nursing home had several pets living on site.¹⁰¹

It is not known when the Aboriginal artwork was added at *Numbala Nunga, Derby*. However, some of the images are simple renditions of motifs commonly used by Mowanjum Artists, a collective initiated in the 1970s by David Mowaljarlai. The distinctive Wandjina figure in particular is uniquely significant to the three language groups that together form Mowanjum.¹⁰²

In the early 1990s, planning began for the establishment of a frail aged hostel within the same reserve as *Numbala Nunga, Derby*,¹⁰³ indicating the continued demand for aged care in the region.

⁹⁵ Numbala Nunga: Derby Nursing Home and Hospital, *Annual Report*, 1988-89.

⁹⁶ Medical Department, 'Derby: Numbala Nunga Nursing Home (Project) vol 2' (file) SROWA Cons 1556 item 1969/7315; Medical Department, 'Derby: Numbala Nunga Nursing Home (Project) vol 2' (file) SROWA Cons 1556 item 1969/7315; Numbala Nunga: Derby Nursing Home and Hospital, *Annual Report*, 1986-87; Numbala Nunga: Derby Nursing Home and Hospital, *Annual Report*, 1988-89.

⁹⁷ Numbala Nunga: Derby Nursing Home and Hospital, *Annual Report*, 1986-87, pp.3, 9.

⁹⁸ Lilian Worsdell, 'A Place where People are Cared for – Numbala Nunga Nursing Home', *Nursing Times*, Vol 66, Issue 37, 10 September 1970, p.1182.

⁹⁹ Numbala Nunga: Derby Nursing Home and Hospital, *Annual Report*, 1986-87. 'Numbala Nunga offers service to the Kimberley', *Boab Babbler*, 24 June 1988.

¹⁰⁰ Numbala Nunga: Derby Nursing Home and Hospital, *Annual Report*, 1989-90, no page numbers.

¹⁰¹ 'Numbala Nunga offers service to the Kimberley', *Boab Babbler*, 24 June 1988.

¹⁰² Mowanjum Art and Cultural Centre, archived webpages at Pandora. <http://pandora.nla.gov.au/tep/99906> accessed 6 June 2015.

¹⁰³ Numbala Nunga: Derby Nursing Home and Hospital, *Annual Report*, 1990-91, p.2.

A new aged care facility was opened within the *Numbala Nunga, Derby* reserve in 2008. In 2016, this facility is operated by the Uniting Church, and provides 26 places for respite services and secure dementia care.¹⁰⁴

After the opening of the new facility, *Numbala Nunga, Derby* was closed. The buildings have remained vacant since 2008.

13.2 PHYSICAL EVIDENCE

Numbala Nunga, Derby is a complex of shallow pitched fibre cement clad residential and medical buildings that operated as Kimberley's first Nursing Home, predominantly serving residents of Aboriginal descent, from 1968 until 2008, surrounded by mature vegetation and plantings.

Structures previously located at the site include: the Government Residency (1884), Derby Hospital (including Leprosy and Lock Hospital facilities) (1890s), and Derby Native Hospital (1925). No elements of these places remain extant in 2016.

Siting

Numbala Nunga, Derby is located on the outskirts of the Derby townsite, to the east of the main area of settlement. The site is bounded to the south by Sutherland Street, and is surrounded by open tidal marshland to the east and north. A recent (2008) nursing home (also known as Numbala Nunga) is situated to the west of the site, and operates in conjunction with Ngamang Bawoona residential aged care, which is located on an adjacent lot to the west.¹⁰⁵

The surrounding area is characterised by low density single-storey residences set back from the street behind substantial open gardens. The soil is predominantly 'pindan' – red/brown sand/clay. This supports natural tropical savannah vegetation, with an understorey of grasses, a mid-storey of woody shrubs, chiefly acacias and an upper storey of eucalypts and Boab trees.¹⁰⁶

Buildings on site

Numbala Nunga, Derby comprises a range of buildings sited around the south west corner of the site. There are two main complexes on site, the original Numbala Nunga complex (1968-2008) and a recent (2008) nursing home, also known as Numbala Nunga.

The original Numbala Nunga complex and two associated residences are separated from the 2008 nursing home by a central driveway. It is understood that the buildings which operate as part of the new facility are not proposed for disposal, however have been included as part of this assessment as they comprise part of the place.

¹⁰⁴ 'Juniper Numbala Nunga', sourced from <http://www.juniper.org.au/locations/juniper-numbala-nunga> Accessed on 19 October 2015.

¹⁰⁵ 'Juniper Numbala Nunga', sourced from <http://www.juniper.org.au/locations/juniper-numbala-nunga> and 'Juniper Ngamang Bawoona', sourced from <http://www.juniper.org.au/locations/juniper-ngamang-bawoona> Accessed on 21 October 2015.

¹⁰⁶ State of Derby West Kimberley <http://www.sdwk.wa.gov.au/community/aboutourcommunity.html>

Buildings located on site include:

- Original Numbala Nunga complex - several buildings linked together via covered walkways, comprising:
 - Ward Block A (1968)
 - Ward Block B (1969) including Administration addition (1987)
 - Kitchen & stores (1968) - originally kitchen/dining room.
 - Therapy & Dining Block (1986 & 85)
 - Arts and Craft building (by 1986)
 - Workshop (1992)
- House Unit A & B (1987) – possibly relocated from *Bungarun (Leprosarium) Derby*
- Staff House 1 (1968) – originally married couples residence
- Staff House 2 (1968)
- Staff House 3 (1968) – originally residence for Presbyterian Sisters
- Staff House 4 (1968) – originally residence for native nursing aides
- Garage (1968)
- New Numbala Nunga Complex (2008)

Original Numbala Nunga Complex – Ward Block A (1968)

Ward Block A is a single storey accommodation block, which extends east-west, occupying the northern portion of the original Numbala Nunga complex. The building is of timber framed construction with fibre cement sheet cladding set on metal stumped footings.

The roof is shallow pitched with kliplock cladding and a secondary roof above. Its design, known as a parasol roof, is climate responsive, adding an additional ventilated skin over the main corrugated iron roof allowing for ventilation of the roof space thus keeping the internal spaces of the ward cool. The fascia was reclad with custom orb as part of the 1986 upgrade works.

Wide verandahs with timber decks extend around all four sides of the building, enclosed by a simple metal rail balustrade. Ramps provide access from the verandahs into the garden spaces. Covered walkways lead from the verandahs to the Therapy & Dining Block and the Kitchen & stores building.

The windows are all tall aluminium framed openings adjacent to aluminium framed glazed doors providing access from each ward onto the verandah. The shower rooms all have high level aluminium windows positioned at eaves height.

Internally, the building is of simple plan form with a central corridor running the full extent of the block with wards and ancillary accommodation on either side. It provides accommodation for 28 patients, in a range of two and four person wards, all with access externally onto the wide verandahs. Many of the rooms contain hand bowls and other medical related equipment. Bathroom facilities, nurses' station, pan room, store and treatment room occupy the central portion of the building. A TV room is located to the western end, with an external sitting area

Floors are vinyl covered and sealed, walls are plasterboard and painted, and the windows are all metal framed door and window ensembles.

Original Numbala Nunga Complex – Ward Block B (1969) including Administration addition (1987)

Ward Block B is virtually a mirror image of Ward Block A. It occupies the southern portion of the original Numbala Nunga complex, running parallel to Sutherland Street.

The main difference between Ward Block B and Ward Block A is that the western portion of Ward Block B is a later addition (Administration addition 1987). This addition acts at the main entry to the facility and includes the reception and two offices. The addition is of framed construction with fibro sheet lined walls, timber floors with welded vinyl, fibro sheet ceilings and aluminium framed windows. The addition has a concrete slab floor with plasterboard walls and ceilings.

Original Numbala Nunga Complex – Kitchen & stores (1968) - originally kitchen/dining room.

Between Ward Blocks A & B, is the Kitchen & stores building, formerly the original kitchen and dining room.

The building extends east-west direction, and is of metal framed construction with fibre cement sheet cladding supported on concrete and steel stumps. The roofing system is the same parasol system as seen on the Ward Blocks.

Internally the layout to the original section has been altered. Originally the eastern portion of the building was one large dining room with the western end being the kitchen. Following the alterations that occurred in 1985/86 with the addition of a new dining room (see below), the layout of the original dining was altered to incorporate store rooms and offices. The original kitchen portion remains relatively unchanged.

The floors are covered in welded vinyl, and the walls and ceilings are gyprock.

Original Numbala Nunga Complex – Therapy & Dining Block (1986 & 85)

The Therapy & Dining Block is located to the west of the Kitchen & stores building and extends in a north-south direction. The building directly abuts the Kitchen & stores, with a door providing access between the two structures. The building comprises two parts, constructed in two phases, separated by a central corridor. The eastern portion is the dining room, constructed in 1985, and the western portion provides therapy services, constructed in 1986.

The dining section is of metal framed construction with colorbond V-crimp cladding supported on concrete and steel stumps. The roofing system is the same parasol system as seen on other buildings on site. Internally, it comprises one large room extending the entire length of the building.

The therapy section comprises transportable buildings that have been finished in a manner that enables the addition to blend in with the remainder of the built fabric on the site. The transportables have prestressed slabs supported on concrete stumps. The framed construction has been clad in colorbond lysaght v-crimp cladding with custom orb cladding to the fascia. The 5° pitched parasol roof is clad with kilplock cladding which sits above a flat trimdeck roof. Internally, the therapy section includes a gymnasium, physiotherapy room, occupational therapy

room, group activity room, staff changing facilities, offices, storerooms and an Aboriginal liaison room/office.

The floors of both sections are covered in welded vinyl, and the walls and ceilings are gyprock.

External seating areas are provided to the south and north of the building under covered areas.

Original Numbala Nunga Complex – Artwork

A variety of artwork is scattered around the Numbala Nunga complex, painted on the interior and exterior of the building. It is not known when the Aboriginal artwork was added at *Numbala Nunga, Derby*.

The artwork includes depictions of West Kimberley landscape of mountains, rivers, red soil and indigenous plantings as well as various traditional Aboriginal symbols. Some of the images are simple renditions of motifs commonly used by Mowanjum Artists, a collective initiated in the 1970s by David Mowaljarlai. The distinctive Wandjina figure in particular is uniquely significant to the three language groups that together form Mowanjum.¹⁰⁷

Arts and Craft building (by 1986)

The Arts and Crafts building is sited to the north of Ward Block A, and is connected to the main complex via a covered walkway. The building is of framed construction clad with hardiplank weather board, aluminium sliding windows, corrugated fascia and shallow pitch kliplock roof. Unlike other structures on site, it does not incorporate a verandah.

Internally the building comprises four rooms.

Workshop (1992)

The workshop is located to the eastern end of Ward Block A. It's a fibro clad structure on steel stumps. The parasol roof from Ward Block A extends over the workshop. Aluminium framed windows are positioned on both the west and east elevations together with roller shuttered loading platform to the east elevation.

The building, which internally comprises just one room, is access off the eastern verandah of Ward Block A.

House Units A & B (1987) – possibly relocated from *Bungarun (Leprosarium) Derby*

House Units A & B are located to the north of the site, adjacent to the craft area and to the east of the pool. It is thought that these buildings were relocated from the Derby Leprosarium when it closed in 1986.¹⁰⁸

Both houses are of steel framed construction with fibro cladding, topped with a shallow pitched roof of kliplock cladding. The east and west facades of each

¹⁰⁷ Mowanjum Art and Cultural Centre, archived webpages at Pandora, <http://pandora.nla.gov.au/tep/99905> accessed 6 June 2015

¹⁰⁸ Building Management Authority, 'Derby, Numbala Nunga Nursing Home – Alterations and Extensions' (file), SROWA Cons 5967 Item 1979/0681; Numbala Nunga: Derby Nursing Home and Hospital, *Annual Report, 1986-87*, p.3

building have top hung tall metal framed windows which are a major feature of the design. Concrete ramps with galvanised iron railings provide universal access.

An internal inspection was not carried out, but appears to be in poor condition with broken asbestos sheeting and rotting floors.

Staff Housing

- **Staff House 1 (1968) – former married couples residence**
- **Staff House 2 (1968)**
- **Staff House 3 (1968) – former residence for Presbyterian Sisters**
- **Staff House 4 (1968) – former residence for native nursing aides**

The Staff Houses 1 to 4 are constructed of similar materials to the original Numbala Nunga complex buildings being timber framed with fibre cement sheet cladding and a shallow pitched kliplock clad roof set on metal stumped footings.

Staff Houses 1 to 3 are set to the northern portion of the site, and each have three bedrooms.

Staff House 4 is located to the south of houses 1 to 3, and is the largest of the four residences, being six-bedrooms.

Each of the four residences appear to be in fair condition.

Garage (1968)

The garage is a simple structure of metal frame with colorbond V-cripp cladding, with a garage/shed lean-to on its western side.

New Numbala Nunga Complex (2008)

The new Numbala Nunga Complex comprises a series of shallow pitched buildings with wide verdahs, connected by covered walkways.

Archaeological Assessment

Pre-contact

The degree of disturbance to the site during the various stages of construction and the later clearances indicates that there is low potential for archaeological artefacts or deposits associated with the pre-contact period to be present at Numbala Nunga, Derby.

Government Residency

The early timber buildings constructed during the Government Resident phase include the Government Residency, Police Station and Quarters, stables and prison cells. When police services were relocated to the town centre in the 1890s, the Government Resident, at that time a medical practitioner, continued to live at the Residency and treat patients on the site. The 'Derby Hospital' established at the Residency Reserve at this time may have been established in the former police buildings or in an additional structure built some distance from the Residency.

By 1917 when the Government Resident moved from the site, the former Residency and Derby Hospital building, a kitchen, lazaret 'shed', and at least two privies were present on the reserve. From 1920 the former Residency was utilised

as the Lock Hospital (isolation ward) on the site—by then an Aboriginal Reserve—until its 1925 destruction by fire. The fire, thought to have been a deliberate act to destroy the facility, is likely to have removed all traces of the former timber building.

Analysis of the early plans suggests that the Residency and associated buildings were located in the southwest of the Residency Reserve, between the main (1960s) complex, adjacent to Ward Block A and the new 2008 complex. The area was reportedly comprehensively levelled and graded on two separate occasions. A 2015 inspection of the site by State Heritage Officers, including an archaeologist, also concluded that the area had been levelled prior to the construction of the current buildings. The area between the main complex and the new 2008 complex comprised a bituminised thoroughfare providing access to the buildings at the rear of the site. Large boab trees and other native vegetation were contained by concrete kerbs.

It is unlikely that subsurface remnants of timber buildings are present in this location. The potential for archaeology associated with the Government Residency phase, including the use of the building as a lazaret to be present is Low.

Derby Native Hospital

The Derby Native Hospital phase utilised the earlier hospital buildings on site, including the Derby Hospital building dating from at least the 1890s but which may have been formerly used as a police facility (station, quarters or cells). Additional buildings were also built to replace the destroyed Lock Hospital (former Residency).

The majority of buildings constructed during the operation of the Derby Native Hospital were constructed with timber frames, asbestos sheeting and iron roofs. Additional structures were constructed with bush timber and flattened kerosene cases. Concrete floors were not added until the late 1930s. Gravel was also used as flooring in the tents and marquees from the late 1940s. Additional buildings were constructed to the east of the site.

In 1968 the Derby Native Hospital had been demolished to allow for the construction of the present Numbala Nunga facility. The complex comprising the Kitchen, Dining and Ward Blocks A and B was constructed in the vicinity of the 1940s and 1960 buildings, and later buildings were constructed to the north and northwest. The new facility was constructed in 2008 was sited directly west of the main complex.

There is little potential for intact artefacts or building remains associated with the operation of the Derby Native Hospital to be present. Although it is highly likely that artefacts were lost, swept or trampled underfoot on the dirt floors and swept from verandas and tents, the demolition and clearance of the area by machinery and subsequent construction of later buildings over the original footprints would have obliterated any archaeological deposits. Although likely to be of high significance if intact, the potential for archaeology associated with the Derby Native Hospital is Low.

Numbala Nunga

The 2015 inspection of the site by State Heritage Officers did not identify any areas of high archaeological potential associated with the 1960s Numbala Nunga complex. Many of the buildings are supported on concrete and steel stumps, with some potential for artefacts or deposits to be present beneath the buildings. However the soil is very fine and the location of the site adjacent to the flood plain suggests that there is considerable movement of water and soil across the site during the wet season. It is also unlikely that archaeological artefacts or deposits associated with this phase of occupation would provide any additional information not available from historical sources. Although there is Moderate to Low potential for archaeology associated with the operation of Numbala Nunga Nursing Home to be present, it is unlikely to be of high significance.

13.3 COMPARATIVE INFORMATION

Numbala Nunga, Derby is a complex of shallow pitched fibre cement clad medical buildings that operated as Kimberley's first Nursing Home, predominantly serving residents of Aboriginal descent, from 1968 until 2008, surrounded by mature vegetation.

Structures previously located at the site include: the Government Residency (1884), Derby Hospital (including Leprosy and Lock Hospital facilities) (1890s-), and Derby Native Hospital (1925). No elements of these places remain extant in 2016.

Numbala Nunga, Derby represents over 120 years of measures undertaken by the Western Australian government to provide health care to the Aboriginal population of the State's North West.

From 1884 until 2008, the place was the site where the government and others provided medical care to the Aboriginal community. The history of the place touches upon several important periods in the history Aboriginal health care in Western Australia. This includes:

- Treatment of Aboriginal patients by colonial officials (Government Resident/Resident Medical Officers) at Government residential facilities
 - Government Residency (1884)
- Establishment of the region's first hospital, providing treatment to both white and Aboriginal patients
 - Derby Hospital (from 1890)
- Government Resident also acting as 'Protector of Aborigines' for the area
 - Government Residency & Derby Hospital (1904)
- Treatment of 'granuloma' (venereal diseases) in Aboriginal population
 - Lock Hospital (from 1917)
- Treatment of Leprosy (inc burning down of building)
 - 1920s, 1930s

- Declaration of the area as an Aboriginal Reserve, allowing for the detention of patients and keeping out people not specifically associated with the hospital
 - 1920s
- Native Hospital, managed by Department of Native Affairs, officially an Aboriginals-only native hospital, serving the whole of the Kimberley.
 - Derby Native Hospital (from 1925)
- Native Hospital, managed by Department of Public Health, recognising that the Department of Health was better suited to provide for the health and medical needs of the Aboriginal population.
 - Derby Native Hospital (from 1948)
- Commonwealth funded Aboriginal health services, when the Commonwealth became directly engaged in Aboriginal affairs for the first time.
 - *Numbala Nunga, Derby* (1968)
- Nursing Home, patients from all over the Kimberley, and some from the Northern Territory. Although open to all, residents were predominantly of Aboriginal descent and staff worked to retain Aboriginal cultural links.
 - *Numbala Nunga, Derby* (1968-2008).

Government Residency

The role of the Government Resident, or Resident Magistrate as it is often known, was introduced by Captain Stirling in the early years of the Swan River Colony. Stirling argued that because of the vast size of the colony it was necessary to have a representative of Government in regional areas to communicate and manage the law and order of the district.¹⁰⁹

Within his district, the Government Resident enjoyed the same elevated status as the Governor. Although the position was not full time, the Government Resident was required to oversee a wide range of government duties, from registering marriages and births, to protecting Aboriginals, to supervising all other Government officers in the district.¹¹⁰

When settling a new district, one of the first priorities was to establish a Government Residency, which would be the official residence of the Government Resident and from where he would conduct his official duties. The building acts as an important representation of the early governance of a regional area.

A search of the State Heritage Office database for Government Residencies produces six results, five of which are entered on the State Register, including examples at York (c.1850), Albany (1852), Bunbury (c.1896), Geraldton (1862)

¹⁰⁹ B. K. de Garis, 'Political Tutelage 1829-1870', in C. T. Stannage (ed.), *A New History of Western Australia* (University of Western Australia Press, Nedlands: 1981), p. 307.

¹¹⁰ B. K. de Garis, 'Political Tutelage 1829-1870', in C. T. Stannage (ed.), *A New History of Western Australia* (University of Western Australia Press, Nedlands: 1981), pp. 307, 308.

and Northam (1909).¹¹¹ All five of the State Registered Government Residencies are extant.

The above analysis demonstrates that there are already a number of Government Residencies, all of which are extant, entered in the State Register of Heritage Places.

Hospital (original)

As the first official hospital in the Derby region was located at the *Numbala Nunga*, Derby site, it is comparable to other first hospitals around the State.

It should be noted however, that many of the first medical facilities established across the State were not official, purpose-built hospitals, but were originally constructed for another purpose (i.e. residence, convict depot), and were later converted for use as a medical facility.

Documentary research has been unable to confirm whether Derby Hospital operated from an existing building on site, or a relocated building, or a newly constructed building. Therefore, it is difficult to accurately compare the establishment of the Derby hospital to other similar places. Some places which may be comparable as first hospitals around the State include:

- P3226 *The Knowle*, Fremantle – Constructed in 1853 as the residence for Captain Henderson, the Comptroller General of Convicts in Western Australia, the building was used as Fremantle's first hospital from 1867.
- The Colonial Hospital (1855) (part of P4289 *Royal Perth Hospital Heritage Precinct*) was Western Australia's first purpose-built public hospital.
- P2339 *Roebourne Hospital Group* – Constructed from 1874, the hospital was the first purpose-built government hospital in the North West. It was largely used as a hospital for non-Aboriginal people, although formal segregation did not occur until the early 1950s when a Nissen Hut was erected and used as a native isolation ward.

While Numbala Nunga, Derby is important as the site of the region's first hospital, there are a number of other first hospitals with existing fabric entered in the State Register.

The issue of the treatment of both Aboriginal and non-Aboriginal patients in the same hospital appears to have varied depending on the location of the hospital, although the treatment of both appears to have been a fairly common feature of the early colonial hospitals, the majority of which are no longer extant. The Colonial Hospital at Royal Perth Hospital was an exception to this rule and did not admit Aboriginal patients.¹¹²

Although they were not specifically refused treatment, it is unclear whether many Aboriginal patients were treated and in what manner, up to the 1950s, after which point the Roebourne Hospital is known to have treated segregated Aboriginal patients.¹¹³ Roebourne Native Hospital had been operating from at least 1948 and

111 P39 *Residency Museum* in Albany (1852); P355 *The Residency, Bunbury* (c.1898); P1880 *The Residency* in Northam (1909); P2870 *Residency Museum* in York (c.1850); P3715 *Geraldton Residency* (1862).

112 P4289 *Royal Perth Hospital Heritage Precinct* — Assessment Documentation, p. 5.

113 P2339 *Roebourne Hospital Group* — Assessment Documentation, pp. 7-8.

it is likely Aboriginal patients were more often treated there. However there was only the single 'ward' room so if men and women were admitted at the same time, women were housed in the main hospital.¹¹⁴

Lock Hospital

From 1917 to 1925, the building that was formerly occupied by the Government Resident was used as a Lock Hospital – an isolation hospital for the treatment of venereal diseases. The spread and treatment of venereal diseases in the Aboriginal population was a concern for the State Government from the late 1900s, one which was combated with the relocation and complete isolation of Aboriginal sufferers.

In addition to *Numbala Nunga*, there are two other significant former Lock Hospital sites established in Western Australia, both of which are on the State Heritage Office database:

- P25544 Lock Hospital Ruins, Dorre and Bernier Islands, Shark Bay – Established in 1907, the Lock Hospitals on Dorre and Bernier Islands were the first to provide care to Aboriginal people suffering from venereal disease in the North West. By 1912 it was found that the scheme had been successful in reducing the occurrence of 'syphilis', however it was criticised for being too costly. The hospitals were abandoned in 1919 and the patients moved Lock Hospital and Burial Ground, Port Hedland. No extant buildings remain on the sites, although both are considered to comprise highly significant archaeological deposits and artefacts. In 1986, Bernier and Dorre Islands were registered as protected areas under Australia's Aboriginal Heritage Act for the skeletal remains and burials on the islands associated with the operation of the Lock hospitals.¹¹⁵
- P5948 Lock Hospital and Burial Ground, Port Hedland (Assessment Program) – Established in 1919 after the closure of Bernier and Dorre Islands, the hospital later operated as a general 'Native Hospital' for Aboriginal people from the 1930s, and a nursing home from the 1960s. The facility has also accommodated other non-medical functions, including a hostel and dormitory for Aboriginal children attending a local school from the 1960s, an Aboriginal pre-school in the 1970s, a drop-in youth centre, a gym, and a community radio station. Extant structures remain on the site dating from the Lock Hospital, Native Hospital and Hostel phases.

Another example of a recognised significant Lock Hospital is located off the coast of Queensland.

- *Fantome Island Lock Hospital and Lazaret Sites (former)*, Palm Island, Queensland (Queensland Heritage Register) — The place was the site of a lock hospital between 1928 and 1945 and a lazaret (or leprosarium) between 1939 and 1973. Both facilities were used for the isolation of Aboriginal, Torres Strait Islander and South Sea Islander patients or

¹¹⁴ Sue Graham-Taylor, 'Aboriginal Health' in *Public Health 1975-1996*, draft provided to SHO Nov 2014, p.198

¹¹⁵ The Islands are World Heritage listed (for natural values) as part of P12412 Shark Bay Area, protected under the *Aboriginal Heritage Act* (for the skeletal remains and burials), and recognised on the Register of the National Estate.

inmates. The place comprises extensive archaeological remains of the former lock hospital and lazaret.

Leprosy Hospital

Places where leprosy patients are treated are known by several different terms, including 'leprosarium', 'leper station', 'lazarette', and 'lazaret'.

When leprosy became a significant issue in Western Australia in the 1910s, the Government saw that isolation was the only means of controlling the disease. Leprosy sufferers were initially taken to existing facilities such as the *Quarantine Station (fmr)*, *Woodman Point* and *Wooroloo Sanatorium*, but later, purpose-built facilities were constructed for treatment, isolation and detention.¹¹⁶

From the early 1920s, leprosy patients were being treated at the *Numbala Nunga, Derby* site in the former Government Residency building. This continued until 1925, when a leprosarium was constructed in Cossack, and the Government Residency building was destroyed. Leprosy patients were treated at the Derby site again in the 1930s until *Bungarun (Leprosarium) Derby* was completed in 1936.

Leprosy facilities recognised in the State Heritage Office database include:

- P2980 *Bungarun (Leprosarium), Derby* – Operating from 1936 until 1986, the substantial facility provided long-term medical treatment for leprosy patients.
- P8661 *Bezout Island Lazarette, off Point Samson* – Operating from 1911, the small facility was closed within a few years.
- P8665 *Cossack Lazarette, Site of* – Operating from 1913 until 1931, the main facility was burnt following its closure and other buildings were dismantled and reused elsewhere in Cossack.¹¹⁷

Leprosy facilities are also known to have operated at:

- P3630 *Beagle Bay Mission Church, Dampier Peninsula*
- P8566 *Wooroloo Sanatorium, Mundaring*
- P499 *Quarantine Station (fmr), Woodman Point*

Cases of leprosy in Western Australia were the most prevalent in the North West of the State, and particularly within the Aboriginal population, with few cases being reported in the metropolitan area. Because of the location of leprosy cases, most leprosy treatment facilities were also located in the North West, the most significant of these being the State Registered *Bungarun (Leprosarium), Derby*.

The other leprosy facilities, including those sited at *Numbala Nunga, Derby* each represent a stage in the history and development of leprosy in Western Australia. Starting with complete off-shore isolation on Bezout Island, to the more successful but still isolated Cossack Lazarette, to the treatment in settled areas at the

¹¹⁶ W S Davidson, *Havens of Refuge: A History of Leprosy in Western Australia* (University of Western Australia Press, Nedlands: 1978) pp. 15, 17, 23.

¹¹⁷ City of Karratha, Inherit database entry for 'P8665 Cossack Lazarette – Site of', sourced from <http://inherit.stateheritage.wa.gov.au/Public/Inventory/Details/6f7fb8fa-05b3-49b8-8149-ae5045b50868>. Accessed on 28 October 2015.

Numbala Nunga, Derby site and then more permanently at *Bungarun (Leprosarium), Derby*.

Although no structures remain on site at *Numbala Nunga, Derby* from this phase in its history, the use of the site for the treatment of leprosy patients, both in the 1920s and again in the 1930s, is an important part of the history of the treatment of leprosy in Western Australia.

As so few of these facilities ever existed in Western Australia, the role of *Numbala Nunga, Derby* in the treatment of these diseases is significant. The place represents over 120 years of the development and change of Aboriginal health care in Western Australia, both in terms of treatment, facilities, and changing attitudes.

Native/Aboriginal Hospitals

Aboriginal Hospitals

A 1952 Department of Health letter noted 'native' hospitals present at Broome, Derby, Port Hedland and Wyndham. It is not clear whether these were the only hospitals of this type at the time, however the purpose of the list was to note hospitals that were not eligible for private health cover, which was intended to be all public hospitals. This suggests that Broome, Derby, Wyndham and Port Hedland were the locations of the only public 'Native Hospitals' remaining in 1952.

The Department of Health administered the hospitals rather than the Department of Native Affairs. After some negotiation, Derby Leprosarium was also added to the benefits list for some patients. Presumably it had also been omitted as it was for Aboriginal patients. Patients were admitted to the leprosarium 'hospital block' with illnesses other than leprosy (eg, August 1952: conjunctivitis, hemiplegia, anaemia, dermatitis, German measles, paraplegia, burns). The Leprosarium also functioned as nursing home. However, it appears that both acute hospital cases and residential 'nursing home' cases all also had leprosy and therefore could not be admitted to other hospitals.¹¹⁸

In 1954, the Medical Department moved to license 'as many mission hospitals in this State as possible for benefit under the National Health Act, 1953'. Hospitals at Kalumburu, Drysdale River, Forrest River Mission and Beagle Bay were considered. The Forrest River hospital had been established in the early 1950s, but had no trained staff. There were trained staff at Kalumburu, but no direct radio link. Beagle Bay had no sanitary system, either pan or septic. There were also problems at some missions of all-year access for the Flying Doctor service. A medical post at La Grange Mission was not considered a hospital, partly because the staff had no medical knowledge.¹¹⁹ 'Native wards' were also operating at Onslow and Roebourne, presumably attached to 'white' hospitals.¹²⁰

In 1948, Broome Native Hospital comprised three small buildings, two without windows or verandahs, containing about eight beds.¹²¹ The Broome Native

118 Medical Department, 'Federal Hospitals Benefit Act: Native Hospitals & Derby Leprosarium' (file), SROWA Cons 1003 Item 1962/6940

119 Medical Department, 'Federal Hospitals Benefit Act: Native Hospitals & Derby Leprosarium' (file), SROWA Cons 1003 Item 1962/6940

120 Medical Department, 'Derby Native Hospital: Buildings' (file), SROWA Cons 1003 Item 1949/0672

121 Sue Graham-Taylor, 'Aboriginal Health' in *Public Health 1975-1996*, draft provided to SHO Nov 2014, p.195

Hospital was vacated in the mid-1960s as an extra wing was built at Broome Hospital. As at Derby, there were plans for possible use of the vacated hospital by the Catholic Bishop of Broome as an Aboriginal social centre, then a nursing home, then as a private 'C-class' hospital for Aboriginal patients. Private C-class hospitals did not receive government funding and were not old people's homes.¹²² Research for this assessment has not determined whether this plan went ahead at Broome.

In 1948, Roebourne Native Hospital comprised a corrugated iron enclosure with rough concrete floors and two small corrugated iron compartments, and an open shower. There was only the single 'ward' room so if men and women were admitted at the same time, women were housed in the 'white' hospital.¹²³

As early as 1958 a State Government Special Committee on Native Matters had recommended that Native Hospitals be abolished and Aboriginal patients treated at District and other general hospitals. Similarly, the Commonwealth policy of assimilation was clearly pursued through the 1960s, during which the Public Health Department undertook a major campaign to improve health care for Aboriginal people, including closing the majority of the former Native Hospitals.¹²⁴

Construction of a new 'Native Hospital' in Derby in this period is somewhat surprising, as the express Commonwealth policy through the 1960s was assimilation, and a State Government Special Committee on Native Matters had recommended as early as 1958 that Native Hospitals should be abolished and Aboriginal patients treated at District and other general hospitals.

A search of the State Heritage Office database for hospitals returns 215 entries, 19 of which also include the keyword 'Aboriginal'. Of those, 11 places are on the State Register of Heritage Places, and one is on the Assessment Program. The most relevant examples are listed below.

- P02339 *Roebourne Hospital Group (RHP)*: Roebourne Hospital Group was the second purpose-built public hospital and the first Bungalow Hospital to be constructed in Western Australia in 1874. It was largely used as a hospital for non-Aboriginal people, although formal segregation did not occur until the early 1950s when a Nissen Hut was erected and used as a native isolation ward.
- P03130 *Mt Margaret Mission Hospital (ruin) (RHP)*: Mt Margaret Mission was a United Aborigines Mission relocated from Mt Morgans in the 1930s. It was the first hospital to care for all Aboriginal groups on the goldfields and particularly notable for the establishment of maternity wards. The place is important to the local Wongi people as many were born there in the first western style maternity ward available to Aboriginal people. This was influential in reducing the extreme high rates of infant mortality in the area.
- P03635 *Wiluna District Hospital Group (fmr) (RHP)*: Constructed in 1934 to cater for the influx of people that arrived to work on the Wiluna Gold Mine.

¹²² Medical Department, 'Derby: Numbala Nunga Nursing Home (Project) vol 2' (file) SROWA Cons 1556 item 1969/7315

¹²³ Sue Graham-Taylor, 'Aboriginal Health' in *Public Health 1975-1996*, draft provided to SHO Nov 2014, p.196

¹²⁴ Sue Graham-Taylor, 'Aboriginal Health' in *Public Health 1975-1996*, draft provided to SHO Nov 2014, pp.198, 201.

In the mid-1950s the hospital had almost double the amount of Aboriginal patients to 'white' patients. Wiluna District Hospital Group illustrates changing hospital and medical practices as well as the institutionalised racism through separate wards for 'Natives'. It is a good example of a highly intact inter-war period hospital facility in the State and is significant to the former staff, patients and Wiluna Community.

- P13516 2/1 *Australian General Hospital (ruins), Merredin* (RHP): During World War II the 2/1 Australian General Hospital was established in Merredin for military use. It was used quite extensively from 1942 to 1944 for war related injuries. In 1948 part of the reserve where the hospital was located was used as an Aboriginal camping reserve and the hospital was a government run facility. It was the only medical facility between Northam and Kalgoorlie to accept Aboriginal patients. The place is significant in being a rare remnant of a World War II mobile hospital installation on Australia soil.

Nursing Home

Aboriginal Nursing Homes

The State Library catalogue holds annual reports and registration inspection reports suggesting that in more recent years there have been Aboriginal nursing homes functioning at *Spencer Lodge Albany* and *Ngurra Kampi* or *Ngurra Kampi, Kalgoorlie*.

In 2015, the website 'DPS Guide' lists 286 Aged Care Homes in Western Australia, of which 185 are nursing homes.¹²⁵ The majority are in the Metropolitan area. Besides Numbala Nunga, three other nursing homes are listed in the Kimberley region:

- Halls Creek People's Church Aged Care Facility, Halls Creek (28 Beds)
- Kununurra Aged Care Facility, Kununurra (10 Beds)
- Germanus Kent House, Broome (55 Beds)

Background information is provided only for Germanus Kent House, which is named for a St John of God nun who worked with Kimberley Aboriginal people for around 40 years and advocated for aged care facilities for them, with the Broome home opening in September 1991.¹²⁶

The new facility at Numbala Nunga, with 60 beds, is the largest of the Kimberley Nursing homes listed. A further three places are listed as other forms of Aged Care Homes in the region:

- Ngamang Bawoona, Derby (18 Beds)
- Guwardi Ngadu Frail Aged Hostel, Fitzroy Crossing (22 Beds)
- Marigu Village, Wyndham (9 Beds)

All of these facilities are listed as 'Cultural Environment: ATSI (Aboriginal & Torres Strait Islander)', which the website explains 'indicates the majority of the facility's

¹²⁵ DPS Guide, <https://www.agedcareguide.com.au/>, accessed 3 June 2015

¹²⁶ DPS Guide, 'Germanus Kent House', https://www.agedcareguide.com.au/facility_details.asp?facilityid=17030 accessed 3 June 2015

residences are from one or more ethnic groups or the facility caters specifically for people who are from one or more ethnic groups. Particular dietary requirements may be met, and ethnic traditions observed'. The website lists the following additional homes noted as ATSI-specific facilities:

- Amana Living Edward Collick Home, Kalgoorlie (89 Beds)
- Hall & Prior Windsor Park Aged Care Home, Carlisle (114 Beds)
- Kungkarrangkalpa Aged Care Facility, Wanarn (Ngaanyatjarra Shire) (18 Beds)

In Port Hedland a ward in the former Lock Hospital (P5948 Lock Hospital and Burial Ground, Port Hedland) was used as an Aboriginal Nursing Home for some time in the 1970s, although the patients were soon moved to another home that also catered for non-Aboriginal patients in the town in 1972. It is possible that this was not an official nursing home, but rather catered for recovering and/or elderly patients from the Aboriginal Hospital that had no other place to go to convalesce. It is possible that other North West had similar facilities prior to the establishment of specific aged care facilities.

Conclusion

Research has found that it is difficult to identify places that provided health care services to Aboriginal patients. Very few of these places have been identified in the State Heritage Office database. Others have been identified through reference documents, such as State Solicitors Office, 'Guide to Institutions Attended by Aboriginal People in Western Australia' (November 2005), and Sue Graham-Taylor, 'Aboriginal Health' in *Public Health 1975-1996* (draft provided to State Heritage Office November 2014).

Of those places identified, research suggests that no other place provided health care to Aboriginal people so continuously, and in so many different varieties, than *Numbala Nunga, Derby*. Many places with some comparable historical element – i.e. were used for some time as a Lock Hospital or Native Hospital – were not later utilised for another form of Aboriginal medical facility.

Only one place with a comparatively similar varied history of use has been found, which is Lock Hospital and Burial Ground, Port Hedland (P5948, Assessment Program). This place operated as a Lock Hospital from 1919, a native hospital from the 1930s, and a nursing home from the 1960s. However, unlike *Numbala Nunga, Derby*, the Port Hedland facility also accommodated other non-medical functions, including a hostel and dormitory for Aboriginal children attending a local school from the 1960s, an Aboriginal pre-school in the 1970s, a drop-in youth centre, a gym, and a community radio station. In addition, in difference to *Numbala Nunga, Derby*, extant structures remain at Port Hedland, from its time as a Lock Hospital (former quarters 1919) as a hospital (former isolation ward, 1950s; former matron's quarters, 1950s), and as a hostel (former hostel, 1967; former dormitory, 1967).¹²⁷

Royal Perth Hospital was Western Australia's first purpose-built public hospital. Although Aboriginal patients were not originally treated at the hospital, it is noted

¹²⁷ Palassis Architects and Dr Robyn Taylor, 'Lock Hospital and Burial Ground' (draft report for client comment: October 2014 -- provided to the State Heritage Office by the Department of Lands), n.p.

that *Royal Perth Hospital Heritage Precinct* has a similar long history of providing medical care over a long period of time. Constructed in 1855, the place has continuously evolved, adapted and grew to meet the changing medical needs of the population in the Perth metropolitan area.

Important sites (with no fabric)

Numbala Nunga, Derby is important for representing several important period in the history of Aboriginal health care in Western Australia, however many of these periods are not physically represented at the site as the buildings from those eras have been demolished. These structures include Government Residency (1884), Derby Hospital (including Leprosy and Lock Hospital facilities) (1890s-), and Derby Native Hospital (1925).

Although no built fabric remains on site from these earlier periods, the place is still significant for being the site where these facilities were located. While the place is considered to be significant, the existing buildings ("the fabric") are less so. The continuous and evolutionary use of the place as a site for the provision of health care, and its intangible values as such, are the significant element.

Places with intangible values are recognised on the National Heritage List. Under the *Environment Protection and Biodiversity Conservation Act 1999* (EPBC Act), it is the National Heritage values, including intangible values, of a National Heritage place that are protected, rather than the place itself. Aboriginal places are often recognised to have intangible value to specific groups, and may or may not also include other physical evidence of their significance. The United Nations Educational, Scientific and Cultural Organisation (UNESCO) also monitor a list of National lists of Intangible Cultural Heritage.

The registration of intangible values for places to the State Register of Heritage Places is not yet common. However there are some examples where places of importance have been listed without identifying significant physical elements.

- P3957 *Pinjarra Massacre Site* (RHP) is a memorial site comprising an area of vacant land with a number of large trees and natural bush on the west bank of the Murray River, including Polly Island, and a monument commemorating an event in which the Bindjareb Nyungars were killed in an attack by a group of Wadjellias (white Europeans) on 28 October 1834.
- P17420 *Eucla Police Complex* (Assessment Program) is a complex of single-storey metal-roofed asbestos-clad transportable buildings comprising a Police Station (1976-2010), Custodial Buildings (1976-2002), Desalination Plant (1981), various outbuildings (1976-1990s) situated in sandy coastal mallee scrub on what was formerly Eyre Highway (now known as Patupis Street). The place is considered significant, however the extant buildings, which are generally replaceable, are not.

Other examples of the former sites of primary schools, churches and other community places are often listed on their local municipal inventories. Although in some cases, some archaeological artefacts or sub-surface deposits might be expected to be present, it is the recognition of the site as the location of a community building, or event that is commemorated by the listing.

Similarly, the site of *Numbala Nunga, Derby* is important as the locale of several important phases in the history of Aboriginal health care in Western Australia. T'

place would retain its significance to the Aboriginal people whose family members were treated there, regardless of the presence of the remaining buildings on the site.

13.4 KEY REFERENCES

13.5 FURTHER RESEARCH

Additional research into the field of Aboriginal health and medical services may identify other sites that demonstrate the longevity of management and care of Aboriginal people in Western Australia.

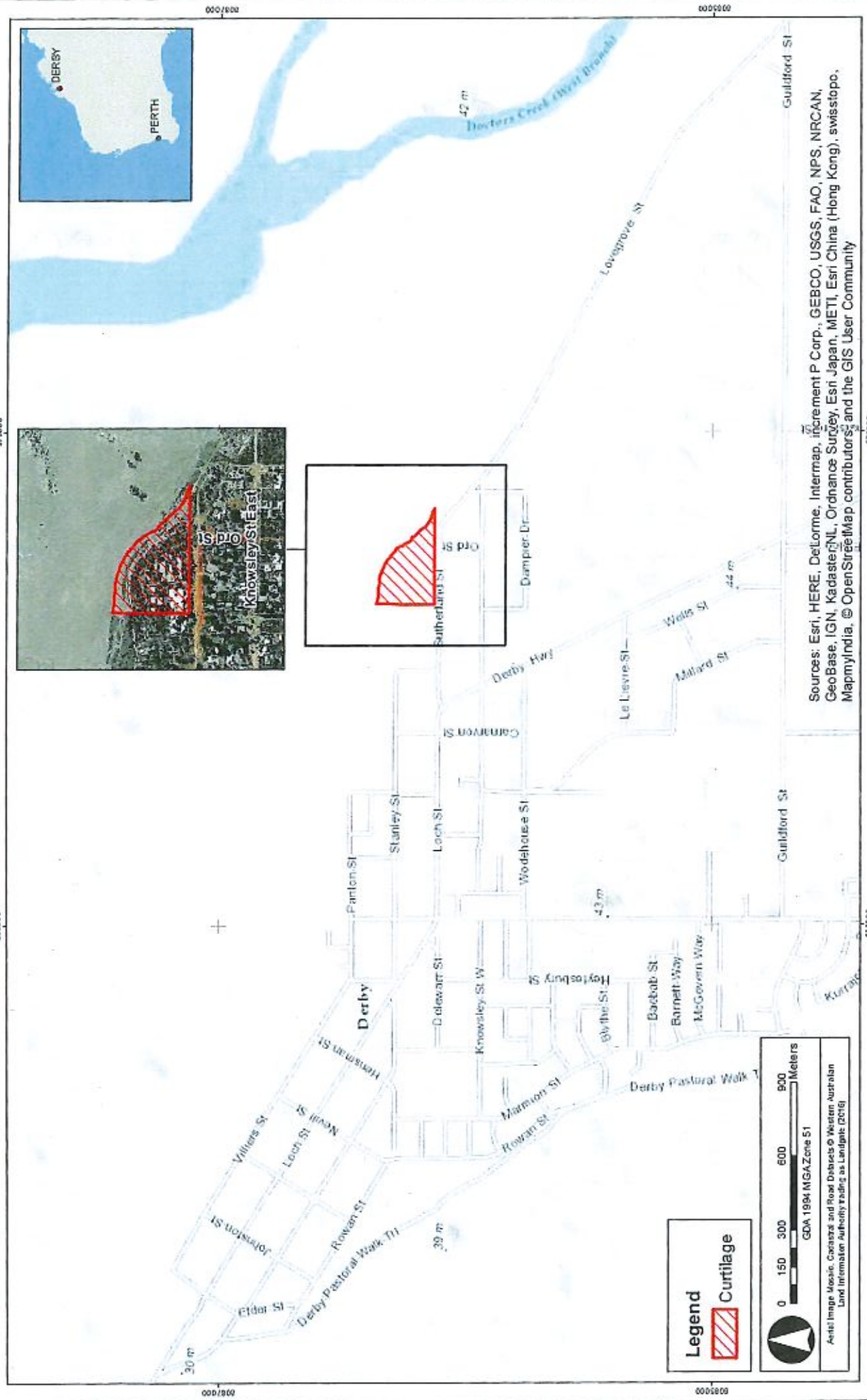
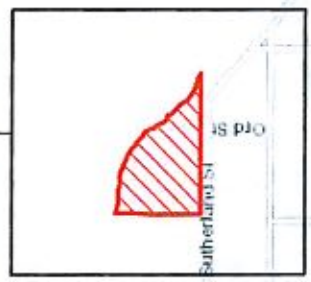
1/2
2/3



HERITAGE COUNCIL
STATE HERITAGE OFFICE

HC CURTLAGE MAP P9743-B NUMBALA NUNGA, DERBY

MAP 1 OF 2 PREPARED BY BERNHARD KLINGSESEN (SENIOR LAND INFORMATION OFFICER) 25/02/2016



Legend

Curtilage

0 150 300 600 900 Meters
GOA 1994 MGA Zone 51

Antis Image Mosaic, Cadastre and Road Datasets © Western Australian Land Information Authority trading as Landgate (2016)

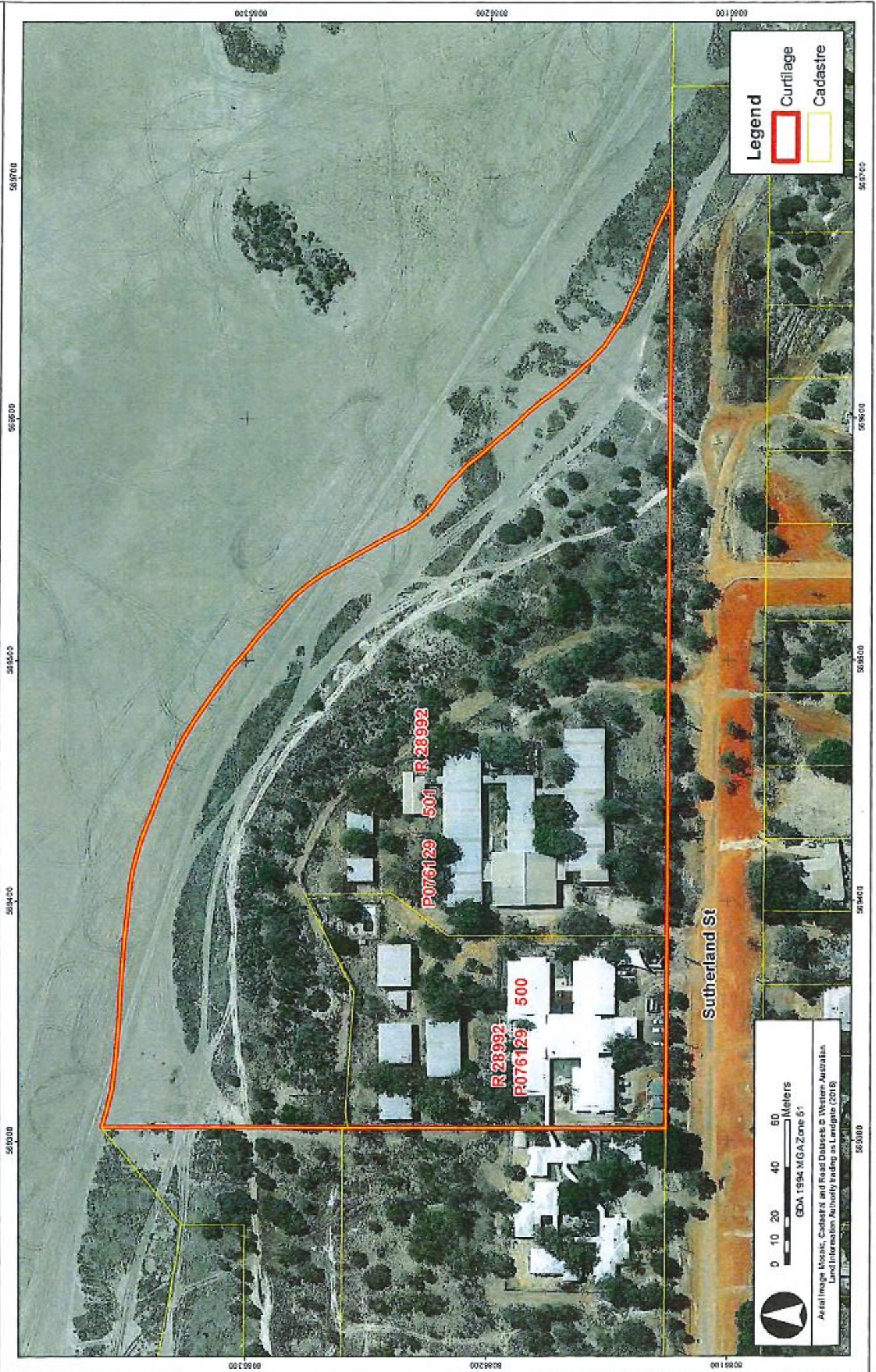
Sources: Esri, HERE, DeLorme, Intermap, increment P Corp., GEBCO, USGS, FAO, NPS, NRCAN, GeoBase, IGN, Kadaster NL, Ordnance Survey, Esri Japan, METI, Esri China (Hong Kong), swisstopo, MapmyIndia, © OpenStreetMap contributors, and the GIS User Community



HERITAGE COUNCIL
STATE HERITAGE OFFICE

HC CURTILAGE MAP P9743-B NUMBALA NUNGA, DERBY

MAP 2 OF 2 PREPARED BY BERNHARD KLINGSEISEN (SENIOR LAND INFORMATION OFFICER) 25/02/2016

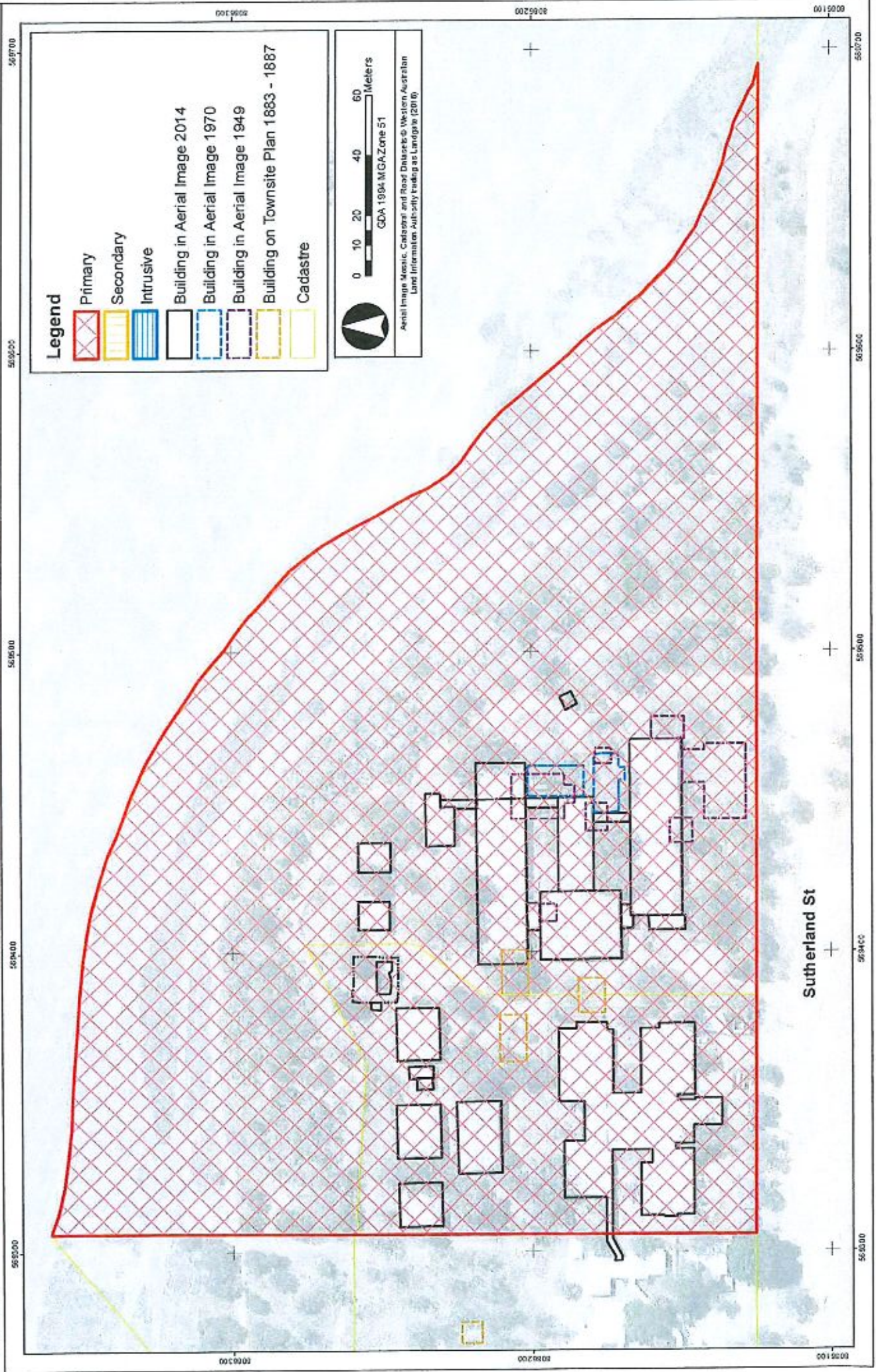




HERITAGE COUNCIL
STATE HERITAGE OFFICE

HC ZONES OF SIGNIFICANCE P9743-B NUMBALA NUNGA, DERBY

PREPARED BY BERNHARD KLIN GISEISEN (SENIOR LAND INFORMATION OFFICER) 22/04/2015



Legend

- Primary
- Secondary
- Intrusive
- Building in Aerial Image 2014
- Building in Aerial Image 1970
- Building in Aerial Image 1949
- Building on Townsite Plan 1883 - 1887
- Cadastre



0 10 20 40 60
Meters

GDA 1994 MGA Zone 51

Aerial Image Aerial, Cadastre and Road Datasets © Western Australian
Land Information Authority based on Landgate (2010)

Sutherland St



Shire of Derby/West Kimberley

ITEM 12.5.1

DISABILITY ACCESS INCLUSION PLAN 2016-2021

Shire of Derby/West Kimberley

Disability Access and Inclusion Plan (DAIP) 2016 -2021

This plan is available in alternative formats such as large print, electronic format (emailed).

Contents

Background	Pg.
• The Shire of Derby/West Kimberley	4
• Functions, facilities and services provided by the Shire of Derby/West Kimberley	5
• People with disability in the Shire	5
• Planning for better access	6
• Progress since 2011/12	6
Access and inclusion policy statement	7
Development of the DAIP	9
• Community consultation process	9
• Findings of the consultation	11
• Responsibility for implementing the DAIP	12
• Communicating the plan to staff and people with disability	12
• Review and evaluation mechanisms	12
• Reporting on the DAIP	14
Strategies to improve access and inclusion	15
Implementation Plan 2016 - 2021	19
Appendices:	
• Appendix 1 – Progress to date	30
• Appendix 2 – Quality Action Plan	33
• Appendix 3 – Priority Matrix	39

Acknowledgements

The Shire of Derby/West Kimberley acknowledges the input received from many individuals and groups within the community, which has contributed in the preparation of this Disability Access and Inclusion Plan.

Background

The Shire of Derby/West Kimberley

The Shire of Derby/West Kimberley covers a vast area of 123,054 square kilometers and is located more than 2,300 kilometers north of Perth. In our Shire there are numerous Aboriginal communities surrounding our three gazetted towns – Derby, Camballin and Fitzroy Crossing.

Population

The shire has a population of over 6,500 people. A large portion of the population are Aboriginal Australians. A high proportion of the population are employed in State and Commonwealth Agencies, such as Main Roads WA, Health Services and various service Departments, involved in providing services to outlying Aboriginal communities. The remainder are small business people employed in servicing the mining, pastoral and tourism industries.

Amenities

As a servicing Shire we offers a good mix of amenities throughout Derby and Fitzroy Crossing. We have a recreation facility in both townships. Swimming pools, libraries, ovals and multipurpose courts and rodeo facilities. A good selection of shopping is available with two supermarkets in Derby as well as a supermarket in Fitzroy Crossing, clothing and furniture shops, news agency, chemist and hotels and restaurants/cafes.

There are two primary schools, a high school in Derby, there is a District High School in Fitzroy Crossing, which offers schooling from preschool to year 12. Health services are provided by the hospitals and there are extended care facilities for the aged and infirm.

Functions, facilities and services (both in-house and contracted) provided by the Shire of Derby/West Kimberley

The Shire of Derby/West Kimberley is responsible for a range of functions, facilities and services including:

Services to property: construction and maintenance of Local Government-owned buildings; construction and maintenance of roads, footpaths and cycle facilities; land drainage and development; waste collection and disposal; litter control and street cleaning; planting and caring for street trees.

Services to the community: provision and maintenance of playing areas, parks, gardens, reserves and facilities for sporting and community groups; management of recreation centre and swimming pool; public library and information services; citizenship ceremonies; youth services and community events.

Regulatory services: planning of road systems, sub-divisions and town planning schemes; building approvals for construction, additions or alterations to buildings; health environmental services and ranger services, including dog control.

General administration: the provision of general information to the public and the lodging of complaints and payment of fees including rates and dog licenses.

Processes of government: The region is governed as per the Local Government Act 1995.

People with disability in the Shire of Derby/West Kimberley

Situated in the remote northwest of Western Australia the Shire of Derby/West Kimberley's population has fluctuated over the years. According to the Australian Bureau of Statistics (ABS) Survey of Disability, Ageing and carers (2012), 18.5% of Australians or just fewer than one in five people, identify themselves as having some form of disability.

In the 2011 Census 4765 people self-identified as having a disability with 165 identifying they need some sort of assistance. The 2011 Census also showed 305 people were providing unpaid assistance to a person with a disability. 625 people are receiving the Disability Support Pension from Centrelink as of March 2016.

Planning for better access

It is a requirement of the Disability Services Act (1993) that all Local Governments develop and implement a Disability Access and Inclusion Plan (DAIP) that outlines the ways in which they will ensure that people with disability have equal access to its facilities and services.

Other legislation underpinning access and inclusion includes the Western Australian Equal Opportunity Act (1984) and the Commonwealth Disability Discrimination Act 1992 (DDA). While Action Plans are not compulsory under the DDA, they can assist organisations to become more accessible and inclusive, and can provide some clarity during disability discrimination proceedings. A DAIP may also satisfy the DDA's requirements for Action Plans.

Progress since 2012

The Shire of Derby/West Kimberley has continued its commitment to ensuring the inclusion of people with disability and medical conditions, through improving access to its information, services and facilities and adopting inclusive policies and practices.

The Shire of Derby/West Kimberley Disability Access and Inclusion Plan 2012 – 2016 outlined strategies to increase access and inclusion to the Shire's services and facilities for people with disability and medical conditions. The DAIP addressed the Shire's statutory requirements under the WA Disability Services Act (1993) and the Commonwealth Disability Discrimination Act (1992).

The Shire of Derby/West Kimberley has implemented many initiatives and made significant progress towards access and inclusion for people with disability and medical conditions. Some of these initiatives are highlighted in Appendix 1.

The Disability Access and Inclusion Plan 2016 – 2021 will build on these initiatives and the progress made.

Access and Inclusion Policy Statement

The Shire of Derby/West Kimberley is committed to ensuring that the community is an accessible and inclusive community for people with disability, their families and carers.

The Shire interprets an accessible and inclusive community as one in which people with a disability can access and are welcomed to participate in all Local Government functions, facilities and services (both in-house and contracted) in the same manner and with the same rights and responsibilities as other members of the community.

- The Shire of Derby/West Kimberley recognizes that people with disability are valued and contributing members of the community who make a variety of contributions to local social, economic and cultural life. The Shire believes that a community that recognizes its diversity and supports the participation and inclusion of all of its members makes for a richer community life.
- The Shire of Derby/West Kimberley believes that people with disability, their families and carers should be supported to remain in the community of their choice.
- The Shire of Derby/West Kimberley is committed to consulting with people with disability, their families and carers and, where required, disability organisations to ensure that barriers to access and inclusion are addressed appropriately.
- The Shire of Derby/West Kimberley is committed to ensuring that its agents and contractors work towards the desired outcomes in the DAIP.
- The Shire of Derby/West Kimberley is committed to working in partnership with local community groups and businesses to facilitate the inclusion of people with disability through improved access to information, services and facilities in the community.

The Shire of Derby/West Kimberley is committed to achieving the seven desired outcomes of its DAIP. These are:

1. People with disability have the same opportunities as other people to access the services of, and any events organised by Shire of Derby/West Kimberley.
2. People with disability have the same opportunities as other people to access the buildings and other facilities of the Shire of Derby/West Kimberley.
3. People with disability receive information from the Shire of Derby/West Kimberley in a format that will enable them to access the information as readily as other people are able to access it.
4. People with disability receive the same level and quality of service from the staff of the Shire of Derby/West Kimberley.
5. People with disability have the same opportunities as other people to make complaints to the Shire of Derby/West Kimberley.
6. People with disability have the same opportunities as other people to participate in any public consultation by the Shire of Derby/West Kimberley.
7. People with disability have the same opportunities as other people to obtain and maintain employment with the Shire of Derby/West Kimberley.

Development of the Disability Access and Inclusion Plan

Community consultation process

In 2016, the Shire undertook to review its DSP, consult with key stakeholders and draft a new DAIP to guide further improvements to access and inclusion.

The process included:

- Examination of the initial DSP and subsequent review reports to see what had been achieved and what still needs work;
- Examination of other Shire documents and strategies;
- Investigation of contemporary trends and good practice in access and inclusion;
- Consultation with key staff; and
- Consultation with the community.

The Disability Services Act Regulations (2004) set out the minimum consultation requirements for public authorities in relation to DAIPs. Local Governments must call for submissions (either general or specific) by notice in a newspaper circulating in the local district of the Local Government, under the Local Government Act (1995), or on any website maintained by or on behalf of the Local Government. Other mechanisms may also be used.

In February 2016 the community was informed through the local newspaper, radio, the Shire's website and an email to contact lists that the Shire was reviewing its DAIP to address the barriers that people with disability and their families experience in accessing information, services and facilities.

The community was advised through the local newspapers, radio and the Shire's website to provide input into the development of the plan by:

- J Advertising the DAIP on 6DBY via advert and interviews on the subject.
- J Advertising the opportunity for community consultation in the Muddy Waters
- J Consultation documents provided to service agencies to discuss direct with clients. Agencies included KISFA and Seniors Homes.
- J Advertised on the Shire's website, with public comment sought. Public comment forms provided at SDWK facilities including Administration offices, Swimming Pool and Libraries
- J Received 7 public submissions regarding plan and identified issues within the Shire.

Findings of the consultation

It was found that many areas still require improvement throughout the Shire and inclusion in the new plan. The new plan should not only address current access barriers but also reflect contemporary values and practices, such as striving for inclusion and meeting more than the minimum compliance with access standards. It must also keep abreast of legislative and regulatory changes.

The area's most requiring improvement were; footpaths, carparks & access to buildings.

The consultation also identified a variety of remaining barriers to access and inclusion, to be addressed in the DAIP Action Plan.

Access barriers

While the review and consultation noted a great deal of achievement in improving access it also identified a range of barriers that require redress. These access barriers include:

- Event access for people with a disability can be hampered by poor parking.
- Suitable parking for people with disability and footpaths may not be meeting the needs of this growing demographic. Request for wider ACCORD parking was common
- Elements of the Shire's website may require improvement to best meet the needs of people with disability.
- Disability access to SDWK tourist locations such as jetty may need improvement.

The identification of these barriers informed the development of strategies in the DAIP. The barriers have been prioritised in the form of LOW, MEDIUM and HIGH priority (refer to Appendix 3). This assisted setting timeframes for the completion of strategies to overcome those access barriers.

Responsibility for implementing the DAIP

It is a requirement of the Disability Services Act that a public authority must take all practical measures to ensure that the DAIP is implemented by its officers, employees, agents and contractors.

Implementation of the DAIP is the responsibility of all areas of the Shire. Some actions in the Implementation Plan will apply to all areas of the Shire while others will apply to a specific area. The Implementation Plan sets out who is responsible for each action.

Communicating the plan to staff and people with disability

In October 2016 copies of the final DAIP were sent to those who contributed to the planning process including Shire employees, people with disability, their families, carers, disability organisations and relevant community groups for feedback.

The community has been advised through the local media (newspaper and radio) that copies of the plan are available to the community upon request and in alternative formats if required, including hard copy in standard and large print, electronic format, upon request an audio, by email and on the Shire's website.

As plans are amended Shire employees and the community will be advised of the availability of updated plans, using the same methods.

Review and evaluation mechanisms

The Disability Services Act sets out the minimum review requirements for public authorities in relation to DAIPs. The Shire's DAIP will be reviewed at least every five years, in accordance with the Act. The DAIP Implementation Plan may be amended on a more regular basis to reflect progress and any access and inclusion issues which may arise.

Whenever the DAIP is amended, a copy of the amended plan will be lodged with the Disability Services Commission.

Monitoring and reviewing

- SDWK will refer to a reformed reference committee as required to track improvements as requested by community. DSC do take part in interagency meetings and do raise concerns for consideration by all agencies.
- Annual reports will be provided to the Disability Services commission outlining achievements over the past year as well as highlighting barriers.
- The Officers will prepare a report each year on the implementation of the DAIP. A status report will be provided to Council for formal endorsement for inclusion in the Annual report.

Evaluation

- Feedback will be sought from community regarding issues as part of yearly review via email, social media and website.
- A notice about the consultation process will be placed around the Shire and in the *Muddy Waters* community newspaper and posted on the Shire's website, announced on Information Radio and circulated to disability service providers.
- In seeking feedback the working party will also seek to identify additional barriers that were not identified in the initial consultation.
- The officers will use some of the consultation processes used during the initial consultations including: meetings with people with disability and disability organisations.
- Elected Members of Council and Shire employees will also be requested to provide feedback on how well they believe the strategies are working and to make suggestions for improvement.
- Implementation Plans will be amended based on the feedback received and copies of the amended Implementation Plan, once endorsed by Council, will be available to the community in alternative formats.

Reporting on the DAIP

The Disability Services Act sets out the minimum reporting requirements for public authorities in relation to DAIPs.

The Shire will report on the implementation of its DAIP through its Annual Report and the prescribed progress report template to the Disability Services Commission by 30 June each year, outlining:

- Progress towards the desired outcomes of its DAIP;
- Progress of its agents and contractors towards meeting the seven desired outcomes; and
- The strategies used to inform its agents and contractors of its DAIP.

Strategies to improve access and inclusion

As a result of the consultation process the following overarching strategies will guide tasks, reflected in the Implementation Plan, that the Shire of Derby/West Kimberley will undertake from 2016-2021 to improve access to its services, buildings and information. The seven desired outcomes provide a framework for improving access and inclusion for people with disability in the Shire of Derby/West Kimberley.

Outcome 1: People with disability have the same opportunities as other people to access the services of, and any events organised by the Shire of Derby/West Kimberley.

Strategy	Timeline
Reestablish an updated Disability Access Committee to guide the implementation of DAIP activities and ensure accountability.	2017
Ensure that people with disability are provided with an opportunity to comment on access to services.	Ongoing
Monitor the Shire's Access and Inclusion policy to ensure it supports equitable access to services by people with disability throughout the various functions of the shire.	Ongoing
Continue to ensure the library technology is as accessible as possible.	Ongoing
Continue to develop links between the DAIP and other Shire plans and strategies.	Ongoing
Ensure that SDWK events, are accessible to people with disability.	Ongoing
Ensure that Shire staff and agents and contractors are aware of the relevant requirements of the Disability Services Act.	Ongoing

Outcome 2: People with disability have the same opportunities as other people to access the buildings and other facilities of the Shire of Derby\West Kimberley.

Strategy	Timeline
Ensure that all buildings and facilities meet the standards for access and any demonstrated additional need.	Ongoing
Ensure that all new or redevelopment works provide access to people with disability, where practicable.	Ongoing
Ensure that Disability Access parking meets the needs of people with disabilities in terms of quantity, location & visibility.	Ongoing
Advocate to local businesses and tourist venues the requirements for and benefits flowing from the provision of accessible venues, by attaching the Disability Services Commission's Access Information checklists.	Ongoing
Ensure that all recreational areas are accessible.	Ongoing
Ensure that public toilets meet the associated accessibility standards.	Ongoing
Ensure that footpaths are maintained in the Shire's Footpath Plan.	Plan adopted 2012 - Ongoing

Outcome 3: People with disability receive information from the Shire of Derby/West Kimberley in a format that will enable them to access the information as readily as other people are able to access it.

Strategy	Timeline
Improve community awareness that Shire information is available in alternative formats upon request.	Ongoing
Improve staff awareness of accessible information needs and how to obtain information in other formats.	2017/ongoing
Ensure that the Shire's website meets contemporary good practice.	2017/ongoing

Outcome 4: People with disability receive the same level and quality of service from the staff of the Shire of Derby/West Kimberley as other people receive from the staff of the Shire of Derby/West Kimberley.

Strategy	Timeline
Ensure that Elected Members and employees are aware of access needs and can provide appropriate services.	Ongoing
Improve community awareness of disability and access issues.	Ongoing

Outcome 5: People with disability have the same opportunities as other people to make complaints to the Shire of Derby/West Kimberley.

Strategy	Timeline
Ensure that current grievance mechanisms are accessible for people with disabilities and are acted upon.	Ongoing

Outcome 6: People with disability have the same opportunities as other people to participate in public consultation by the Shire of Derby/West Kimberley.

Strategy	Timeline
Ensure that people with disability are actively consulted about the DAIP and any other significant planning processes.	Ongoing
Ensure that people with disability are aware of and can access other established consultative processes.	Ongoing

Outcome 7: People with disability have the same opportunities as other people to obtain and maintain employment with the Shire of Derby/West Kimberley.

Strategy	Timeline
Use inclusive recruitment practices.	Ongoing
Improve methods of attracting, recruiting and retaining people with disabilities.	Ongoing
Work with local employment agencies to assist people with disability to apply for vacancies	Ongoing

Shire of Derby/West Kimberley

Disability Access and Inclusion Plan

Implementation Plan 2016

Implementation Plan

The Implementation Plan details the task, timelines and responsibilities for each strategy to be implemented in 2016-2021 to progress the strategies of the DAIP. The implementation plan also makes reference to Appendix 2 on a number of occasions. Appendix 2 is a specific detailed action plan.

It is intended that the Implementation Plan will be updated annually to progress the achievement of all the strategies over the duration of the five year plan.

Outcome 1: People with disability have the same opportunities as other people to access the services of, and any events organised, by the Shire of Derby/West Kimberley.

Strategy	Task	Task Timeline	Responsibility
Work towards reworking Disability Access Committee into a viable ongoing model to allow ongoing input despite high community turn over.	Involve a range of key stakeholders both from agencies and community.	2017	Executive Manager Community Development.(EMCD)
Work towards ensuring people with disability are consulted on their need for services and the accessibility of current services.	Develop a feedback mechanism for use by all services, provided or funded.	Ongoing	Manager of Corporate Services
Continue to ensure the library technology is as accessible as possible.	Ensure up to date contemporary methods are being used so that material is in relevant format for community members	Ongoing	Manager Library Services
Continue to develop links between the DAIP and other Shire plans and strategies.	Incorporate the objectives and strategies of the DAIP into the Shire's existing planning processes, particularly the Strategic Plan.	Ongoing (Review of Strategic Plan 2017)	All managers
Create awareness for event organisers to ensure all, are accessible to people with disability.	Encourage organisers Accessible Events checklist when planning events. Refer to Appendix 2, Criteria No. 9.13 When developing events ensure accessibility inclusions are implemented	Ongoing	Project /Event Manager
Provide relevant staff training of requirements of the Disability Services Act.	Continue to implement a training module for all staff. Develop and implement a training module for all staff	Implement 2017	Manager Human Resources

Outcome 2: People with disability have the same opportunities as other people to access the buildings and other facilities of the Shire of Derby/West Kimberley.			
Strategy	Task	Task Timeline	Responsibility
Work towards ensuring all buildings and facilities meet the standards for access and any demonstrated additional need.	Identify access barriers to buildings and facilities. Prioritize and make a submission to Council to commence work on rectifying identified barriers. Refer to Appendix 2, Criteria No. 2.1, 5.1, 6.1	Ongoing. Refer to Appendix 2 for Priority rating.	Executive Manager Technical Development Services (EMTDS)/ Asset Management Coordinator
Work towards ensuring all new or redevelopment works provide access to people with disability, where practicable.	Ensure that the legal requirements for access are met in all plans for new or redeveloped buildings and facilities. Ensure that key staff are trained and kept up to date with the legal requirements.	Ongoing	EMTDS
Work towards ensuring designated Disability parking meets the needs of people with disability in terms of quantity, location & visibility.	Undertake an audit of ACROD bays and implement a program to rectify any non-compliance. Consider the need for additional bays at some locations Refer to Appendix 2, Criteria No. 9.1 – 9.13	Ongoing	EMTDS

Strategy	Task	Task Timeline	Responsibility
Work towards ensuring all recreational areas are accessible.	<p>Develop and implement a program of progressive upgrade.</p> <p>Include disabled playground equipment in design</p> <p>Future playground development to have disabled access</p>	Ongoing	EMCD
Investigate funding options for public disabled toilets.	Modify the Shires Public Toilets	Ongoing	EMCD
Work towards ensuring footpaths are maintained in the Shire's Footpath plan.	<p>Develop and implement a program of progressive upgrade and maintenance in Shire of Derby/West Kimberley's Footpath Plan.</p> <p>Refer to Appendix 2 Criteria No. 10.1 – 10.9</p> <p>Review path Access at tourist locations and upgrade where required</p>	2016 &Ongoing	EMTDS

Outcome 3: People with disability receive information from the Shire of Derby/West Kimberley in a format that will enable them to access the information as readily as other people are able to access it.			
Strategy	Task	Task Timeline	Responsibility
Improve community awareness that Shire information is available in alternative formats upon request.	Ensure that all documents carry a notation that it is available in alternative formats. Publicise the availability of other formats in the local newspaper and social media	Ongoing	Manager of Corporate Services
Improve staff awareness of accessible information needs and how to obtain information in other formats.	Train employees in providing accessible information.	Ongoing	Manager Human Resources
Work towards ensuring the Shire's website meets contemporary good practice.	Redevelop website to ensure it complies with the W3C web content guidelines. IT Services Budget for and provide interpreters to significant events on request. Refer to Appendix 2 .0	2017	Manager of Corporate Services

Outcome 4: People with disability receive the same level and quality of service from the employees of the Shire of Derby/West Kimberley as other people receive.			
Strategy	Task	Task Timeline	Responsibility
Work towards ensuring Elected Members and employees are aware of access needs and can provide appropriate services.	Determine training needs of employees and conduct training as required Train all staff on implementing strategies to effectively communicate with people with disabilities	Ongoing	Manager Human Resources
Improve community awareness of disability and access issues.	Advertise relevant issues and improvements on website on accessibility and inclusion to ensure community is aware of the Shires continuous effort to improve access issues. Provide link to local support agencies. Utilize social media to engage community	Ongoing	Manager of Corporate Services/ EMCD

Outcome 5: People with disability have the same opportunities as other people to make complaints to the Shire of Derby/West Kimberley.			
Strategy	Task	Task Timeline	Responsibility
Work towards ensuring current grievance mechanisms are accessible for people with disability and are acted upon.	<p>Review current grievance mechanisms and implement any recommendations.</p> <p>Develop other methods of making complaints, such as web-based forms.</p> <p>Promote accessible complaints mechanisms to the community.</p>	Ongoing	Manager of Corporate Services

Outcome 6: People with disability have the same opportunities as other people to participate in any public consultation by the Shire of Derby/West Kimberley.			
Strategy	Task	Task Timeline	Responsibility
Work towards ensuring people with disability are actively consulted about the DAIP and any other significant planning processes.	Consult people with disability in a range of different consultation mediums, e.g. focus group, interviews, surveys, through DSC.	Ongoing	Project Lead
Work towards ensuring people with disability are aware of and can access other established consultative processes.	Ensure agendas, minutes and other documents are available on request in alternative formats and are published on the Shire's website.	Ongoing	Manager of Corporate Services

Outcome 7 – People with disability have the same opportunities as other people to obtain and maintain employment with Shire of Derby West Kimberley.

Strategy	Task	Task Timeline	Responsibility
<p>Use inclusive recruitment practices.</p>	<p>Make sure job advertisements are in an accessible format (font size of 12 point or 14 point, use Arial font).</p> <p>Include Equal Employment Opportunity statement in the advertisement.</p> <p>Make sure the interview is held in an accessible venue.</p> <p>Work towards ensuring people with Disability are aware of and can access ads in alternative formats</p>	<p>Ongoing</p>	<p>Manager Human Resources</p>
<p>Improve methods of attracting, recruiting and retaining people with disability.</p>	<p>Examine current methods of recruitment</p> <p>Assess current percentage of employees with disability and seek ongoing feedback on ways to improve employment methods</p>	<p>Ongoing</p>	<p>Manager Human Resources</p>
<p>Work with local employment agencies to assist people with Disability to apply for vacancies</p>	<p>Encourage employment agencies to put forward applicants with Disability</p>	<p>Ongoing</p>	<p>Manager Human Resources</p>

Appendix 1

The Shire of Derby West Kimberley has made considerable progress and improvements towards ensuring that people with disability have equal access to the services and facilities provided by the Shire. A short summary outlining some of the strategies achieved during the DAIP 2012 – 2016 follows.

1. Existing functions, facilities and services are adapted to meet the needs of people with disability.

- DAIP is included in all tender and contract agreements entered into by the Shire of Derby/West Kimberley.
- DAIP implemented into Recreation Department and Youth Centre Strategy plan.
- The Shire's library collections have been expanded to include a range of alternative format resources such as talking books, captioned videos and DVDs as well as adult literacy collections. Signage inside the libraries has been improved. Library collection now online
- The Shire's Children's Services staff produced information on how children with disability can participate.
- The Shire's Recreation Services staff, provide services for those people with disability.

2. Access to buildings and facilities has been improved.

- J Consultation with people has enabled prioritization and scheduling of key routes and areas within both Derby and Fitzroy Crossing.
- J The Derby Memorial Swimming Pool has had a pathway around pool leading to Water Park and disabled change rooms.
- J Hand rail has been installed into toddler pool for easier access.
- J Ramp access at Recreation Centre with wide entrance available for wheelchair users.
- J Pavement walkways at Recreation Centre leading to undercover courts, tennis courts and Sportsmen Club.
- J Plans are underway to upgrade the following areas to comply with Disability Services Act requirements:
 - J Fitzroy Crossing Depot
 - J Derby Airport
 - J Fitzroy Crossing Airport Terminal
- J Old buildings within the Shire are in the process of being retro fitted as funding becomes available.
- J Ongoing process – SDWK staff carry out inspections of tourist accommodation and the need for disabled access is communicated to operators.
- J Maintenance and upgrades to footpaths have continued as part of the Shire’s ongoing commitment to the Shire Bike/Footpath plan. All new footpaths will be constructed to the relevant standards for disabled people.

3. Information about functions, facilities and services is provided in formats which meet the communication needs of people with disability.

- J Corporate Services ensures that all outgoing correspondence is in a format that is visually suitable through the use of plain font/suitable size font.
- J SDWK Annual Report is now made available in a number of alternative formats, including website, email, computer disk, hard copy.
- J Development Services endeavors to make any relevant documents available in alternative formats if requested by public.

4. Staff awareness of the needs of people with disability and skills in delivering services is improved.

- J DAIP has been included into all staff induction plans to ensure all staff have access to ensure awareness of DAIP.
- J DAIP has been made available on staff X: drive to ensure all staff have access to information pertaining to their requirements as set out in the Disability Services Act.
- J Continued training opportunities for staff to ensure up to date information about the requirements in place to ensure equal access.
- J Recreational Service team members undergo training to ensure they are capable of assisting disabled patrons.
- J This is an ongoing commitment of the Shire of Derby/West Kimberley and as such will never be considered complete. Staff training and re-enforcement is a continual process to ensure staff awareness of disability and access issues are maintained. SDWK endeavors to reiterate the importance of DAIPs at all staff meetings to ensure continued awareness of the requirements of the Disability Services Act Regulations.

5. Opportunities are provided for people with disability to participate in public consultations, grievance mechanisms and decision making processes.

- J Information about planning processes, electoral processes, Council meetings, and complaints processes was provided in clear and precise language and made available in alternative formats upon request.
- J Municipal election voting was held in accessible buildings and some voting booths were modified to suit people using wheelchairs.
- J Community Development is linked with DSC and other community stakeholders to ensure that people with disability have the same opportunity to participate in public consultation procedures.

Appendix 2

Quality Action Plan – July 2012 (Refer to priority matrix at end of document)

Criteria No.	Issue	Priority Rating	Accepted (Y/N)	Suggested Improvements	By Whom	By When	Comment
1. DERBY MEMORIAL SWIMMING POOL							
1.1	Disabled Lift in pool area: <ul style="list-style-type: none"> Current staff and new staff require updated training to operate lift safely and 	MED		Updated training required	Aquatic & Recreation Manager		
1.2	Disabled Toilet: <ul style="list-style-type: none"> Unsatisfactory for use by disabled youth/adult & their careers. 	HIGH		Light installed Curtain installed (rail already installed)	Dev & Technical Services		
2. LIBRARY BUILDING							
2.1	Library Entry: <ul style="list-style-type: none"> Door is very heavy and too difficult for person 	HIGH		Meets current standard but an automatic system would be more suitable	Dev & Technical Services		External funding would be required

	Wheelchair or using pram to open. There is a lip in the concrete that could cause issues on entry.				Services		
3. TOWN OVAL							
3.1	No disabled parking bays close to the entrance to the town oval.	MED		Carpark required to be sealed	Dev & Technical Services		
3.2	No pathways from Fitzroy Crossing Oval to change rooms or school	MED		Install Pathways	Dev & Technical Services		Department of Education required to part fund school component
4. VISITORS CENTRE							
4.1	<ul style="list-style-type: none"> Access through doors is too difficult for a person in wheelchair at both the Derby and FX Visitor Centre's 	LOW		Meets required standard, an automatic system would be more suitable	Dev & Technical Services		Funding would be required

5. RECREATION CENTRE							
5.1) Access through doors is too difficult for a person in wheelchair	LOW) Meets required standard, an automatic system would be more suitable	Dev & Technical Services		Funding would be required
6. CIVIC CENTRE							
6.1) Access through doors is too difficult for a person in wheelchair	LOW) Meets required standard, an automatic system would be more suitable	Dev & Technical Services		Funding would be required
7. DISABILITY PARKING							
7.1	General:) Insufficient room for wheel chair access in between disabled bay and other bays	HIGH) Extend bays to allow improved access.) Re-evaluate all ACROD parking and meet current standards	Dev & Technical Services		All new/reconstructed disabled parking bays installed comply with the relevant Australian and Austroads standards. Community requested larger bay footprint to allow movement around the car

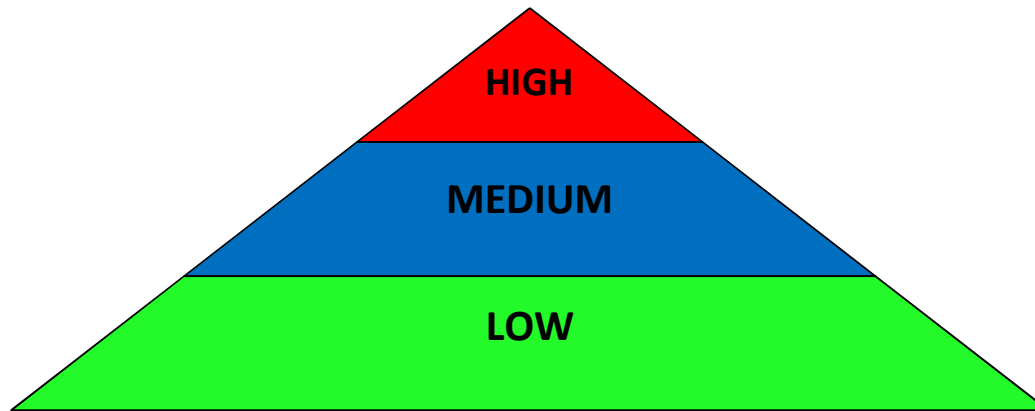
7.2	Library:) No formalised general parking. Those with mobility devices find it hard to cross road	MED) Install speed humps and formalise parking area to slow traffic.	Dev & Technical Services	
7.3	IGA:) There are 2 Disabled carparks located here side by side. The Eastern bay has no direct access to footpath, due to high curb.	HIGH) Clarendon Street Update meets council standards) Requires a footpath entry ramp.	Dev & Technical Services	Following consultation with users during Clarendon St upgrade project, current signposted disabled parking bays in front of IGA will be relocated to in front of chemist with new line marking, signage and kerb ramp constructed

7.4	Adcock Arcade:) No current disabled carpark bay or signage.	MED) Consider the need for disabled carpark bay and signage) Clarendon St review	Dev & Technical Services	Currently under construction
-----	------------------------------------------------------------------------	-----	--	-----------------------------------------------------------------------------------	--------------------------	------------------------------

8. FOOT PATHS							
8.1	<ul style="list-style-type: none">) It is recognised that some of Town foot paths, both central and outer require upgrading to ensure they are accessible for the disabled and general public.) Limited access in tourist locations 	HIGH		<ul style="list-style-type: none">) Refer to bike/foot path plan which has been developed and currently being unrolled.) Audit tourist areas such as Prison Tree, and Old Jail to asses quality of access and upgrade where required) When Jetty gate locked at night, access is limited for wheel chairs. Investigate access options for wheel chairs etc. 	Executive Manager of Technical and Development Services		Construction of new paths being carried out as funding permits. All new paths constructed are done so in accordance with the footpath plan and built to the relevant Australian and Austroads standards.
11. SHIRE WEBSITE							
11.1	<ul style="list-style-type: none">) Develop a new Shire website that meets disability access standards 	HIGH		<ul style="list-style-type: none">) Changeable font) Audio options) Accessibility) Head phone icon 	Senior Management Group		
12. ADMINISTRATION BUILDING RECEPTION							
12.1	<ul style="list-style-type: none">) Redesign of reception to meet current disability standards 	HIGH		<ul style="list-style-type: none">) Wheelchair accessible) Lower counter 	Corporate Services		

Appendix 3

PRIORITY RATING



HIGH	<ul style="list-style-type: none">) Conflicts current DAIP strategies) Requires urgent response) Outcome time frame: 1 – 3 years
MEDIUM	<ul style="list-style-type: none">) Potentially contradicts current DAIP strategies) Outcome time frame: 3 – 4 years
LOW	<ul style="list-style-type: none">) Minimal contradiction against current DAIP strategies) General maintenance) Outcome time frame: Prior to next DAIP review

